

Academy Stars

Pupil's Book

Starter




Scope and sequence

	Unit	Vocabulary
	Welcome p4	Classroom language: come in, sit down, stand up, open your book, close your book, listen, look, sing
1	Hello! p6	Numbers: 1–10
2	I'm happy! p14	Feelings: angry, cold, happy, hot, sad, scared, sick, tired
3	At school p22	Classroom objects: backpack, book, crayon, notebook, pen, pencil, pencil case, rubber
4	My favourite colours p30	Colours: blue, brown, green, orange, pink, purple, red, yellow
5	My clothes p38	Clothes: dress, jumper, shirt, shoes, skirt, socks, trousers, T-shirt
6	This is me! p46	Parts of the face and body: ear, eye, finger, hair, hand, head, leg, mouth, nose, teeth
7	My family p54	Family members: aunt, brother, daddy, grandma, grandpa, mummy, sister, uncle
8	Animals on the farm p62	Farm animals: cow, donkey, duck, goat, horse, rabbit, rooster, sheep
	Goodbye p70	
	Game templates p71	
	Picture dictionary p87	

Grammar	Speaking and Listening
<p>Ask and answer about personal details: <i>What's your name? My name's ... How old are you? I'm ...</i> Give personal details: <i>I'm eight.</i></p>	<p>Ask and answer about age: <i>How old are you? I'm five.</i> Listen for key words</p>
<p>Talk about feelings: <i>I'm scared.</i> Ask and answer about feelings: <i>How are you? I'm happy.</i></p>	<p>Ask and answer about feelings: <i>Are you angry? Yes, I am. / No, I'm not.</i> Listen for key words</p>
<p>Talk about classroom objects: <i>This is my pen.</i> Describe classroom objects: <i>I've got a rubber.</i></p>	<p>Talk about your classroom objects: <i>This is my notebook.</i> <i>I've got a backpack.</i> Listen for key words</p>
<p>Talk about favourite colours: <i>What colour is it? It's pink. My favourite colour is pink.</i> Talk about colours: <i>I've got a pen. What colour is it? It's blue.</i></p>	<p>Ask and answer about colours: <i>What's your favourite colour? My favourite colour is yellow.</i> Listen for key words</p>
<p>Describe clothes: <i>My shirt is blue.</i> Describe clothes: <i>My socks are red.</i></p>	<p>Ask and answer about clothes: <i>I've got a new skirt.</i> <i>What colour is it? It's purple.</i> Listen for key words</p>
<p>Describe parts of the body: <i>I've got two hands.</i> Talk about parts of the body: <i>This is my nose. These are my ears.</i></p>	<p>Talk about yourself: <i>This is my hand. I've got two hands.</i> Listen for key words</p>
<p>Describe how family members feel: <i>My brother is scared.</i> Introduce family members and say how they feel: <i>These are my uncle and aunt. They're happy.</i></p>	<p>Introduce your family members to a friend: <i>This is my brother. Hello! Nice to meet you.</i> Listen for key words</p>
<p>Ask and answer about animals: <i>What is it? It's a duck. What are they? They're sheep.</i> Ask and answer about animals: <i>Is it a duck? Yes, it is. / No, it isn't.</i></p>	<p>Ask and answer to guess an animal: <i>Is it a cow? No, it isn't. Is it a rabbit? Yes, it is!</i> Listen for key words</p>

Welcome

1  1.1 Listen and point.



Lesson 1 Vocabulary

2 1.1 Listen again and say.



1

Hello!



1  1.2 Listen and point.



2  1.2 Listen again and say.

3  Look at the picture. Find, count and say the number.



4  1.3 Sing and act out. **Be a star!** 

1  1.4 Listen and follow.



2  1.4 Listen again. How old are they? Say.



3  Work in groups. Act out the story. **Be a star!** 

1  1.5 Listen and match.

1



2



3



4




9

6

8

10



2 Look and say.

1



5

2




7

3  Draw and say. **Be a star!** 



Lesson 5 Speaking

1  1.6 Listen and say.




2  Work in pairs. Ask and answer.

Student A



Student B



3  Now it's your turn. Talk about your age. **Be a star!** 