

# Academy Stars 1

Pupil's Book



Kathryn Harper • Gabrielle Pritchard

# Academy Stars 1

Pupil's Book

**Kathryn Harper**  
**Gabrielle Pritchard**



# Scope and sequence

	Unit	Vocabulary	Grammar	Language in use
	<b>Welcome</b> p4	Alphabet words Colours Numbers one to ten		
<b>1</b>	<b>My funny friends</b> p10	People Describing words	<b>to be:</b> <i>I'm Beth.</i>	<b>Question words</b> <i>What / How old:</i> <i>What's your name? How old are you?</i> <b>to be answers:</b> <i>I'm seven.</i>
<b>2</b>	<b>New for school</b> p20	Classroom objects	<b>a / an:</b> <i>It's a pen. It's an umbrella.</i>	<b>to be questions and short answers:</b> <i>Is it blue? Yes, it is. No, it isn't.</i>
<b>Review 1</b>				
<b>3</b>	<b>This is my family</b> p32	Family members	<b>this / that my / your:</b> <i>This is my grandma. That's your grandma.</i>	<b>Who's this / that?; his / her:</b> <i>Her name is Sally. That's his tiger.</i>
<b>Reading time 1:</b> My school <b>Think about it! 1:</b> Make a robot				
<b>4</b>	<b>Fantastic feelings</b> p46	Feelings adjectives	<b>to be affirmative and negative:</b> <i>She's happy. She isn't happy.</i>	<b>to be questions and short answers:</b> <i>Are you hungry? Yes, I am. No, I'm not.</i>
<b>Review 2</b>				
<b>5</b>	<b>I can do it!</b> p58	Action verbs	<b>can / can't for ability:</b> <i>They can swim. They can't sing.</i>	<b>can questions and short answers:</b> <i>Can you see the sun? Yes, I can. No, I can't.</i>
<b>Reading time 2:</b> The King of the Forest <b>Think about it! 2:</b> Make a graph				
<b>6</b>	<b>Let's play today!</b> p72	Play things	<b>Prepositions of place:</b> <i>It's on the seesaw. It's next to the swing.</i>	<b>Where's / Where are ... ?; It's / They're ... :</b> <i>Where are the paintbrushes? They're in the blue box. Where's the orange paint? It's next to the pencils.</i>
<b>Review 3</b>				
<b>7</b>	<b>Long legs, short legs</b> p84	Parts of the body Adjectives	<b>have got affirmative and negative:</b> <i>I've got two legs. They haven't got ears.</i>	<b>have got questions and short answers:</b> <i>Have you got long hair? Yes, I have. No, I haven't.</i>
<b>Reading time 3:</b> Little Red Riding Hood <b>Think about it! 3:</b> Categorise animals				
<b>8</b>	<b>Old and new clothes</b> p98	Clothes	<b>have got affirmative and negative:</b> <i>He's got a hat. She hasn't got a hat.</i>	<b>Present continuous questions and answers:</b> <i>What are you wearing? I'm wearing a white shirt.</i>
<b>Review 4</b>				
<b>9</b>	<b>Brilliant bedrooms</b> p110	Furniture	<b>there is / there are:</b> <i>There's one bed. There are two beds.</i>	<b>have got questions and short answers:</b> <i>Has he got a big bed? Yes, he has. No, he hasn't.</i>
<b>Reading time 4:</b> Where's George? <b>Think about it! 4:</b> Design a perfect bedroom				
<b>10</b>	<b>Fabulous food</b> p124	Food	<b>Present simple affirmative and negative:</b> <i>I like pears. I don't like carrots.</i>	<b>these / those:</b> <i>These are coconuts. Those are melons.</i>
<b>Review 5</b>				

	Reading	Listening	Speaking	Writing	Phonics and Learning skills
					Review initial letter sounds
	An information text Read for gist	Use pictures to help understanding	Greet people	An information card Capital letters	short <i>a</i> Capital letters
	A short play Read for detail	Listen for key words	Give and receive a present	A puzzle card Full stops	short <i>e</i> Remember new words
	A story Read for detail	Listen for detail	Ask about people	A dialogue about a person Question marks	short <i>i</i> Write new words
	A realistic story Find key facts	Activate prior knowledge	Support a friend	A story Question marks and full stops	short <i>o</i> Regular plurals
	An information text Infer information from a text	Listen for key information	Encourage your friends	An email <i>and</i> to join two ideas	short <i>u</i> Read difficult words
	An information text Use photos to help understanding	Listen for sequence	Ask for something	A quiz Contractions	<i>sh</i> Remember new words
	A poem Read for gist	Listen for key words	Ask for something in a shop	A poem Rhyming words	<i>ch</i> Rhyming words
	An information text Find key facts	Activate prior knowledge	Ask about the weather	A description Order of adjectives	<i>th</i> Make a class dictionary
	A story Use pictures to predict a story	Listen for attitude	Agree / disagree with someone	An email Start and end an email	<i>ck</i> Nouns
	An information text Identify fact or opinion	Listen for sequence	Describe food	A food blog <i>but</i> to join two different ideas	<i>th</i> Irregular plurals

# Welcome

LEVEL 1

1  1.1 Meet the Academy Stars. Listen and point.

Hi! I'm Tom.

Let's learn to read!

Hello! I'm Alex.

Let's learn to write!

Hello! I'm Anna.

Let's learn English!

Hi! I'm Sara  
and this is Bot!



2  1.2 Listen, point and say.

**a**



apple

**b**



ball

**c**



cat

**d**



doll

**e**



elephant

**f**



frog

**g**



goat

**h**



hat

**i**



insect

3 Match and say. **Be a star!** 

**a**

**d**

**e**

**f**

**h**



# Lesson 2 Sounds and letters

1  1.3 Listen, point and say.

j



jug

k



key

l



lion

m



monkey

n



nut

o



orange

p




panda

q



queen

r



robot

2 Circle the correct letter. **Be a star!** 



1 j / l



2 l / r



3 m / n



4 o / q


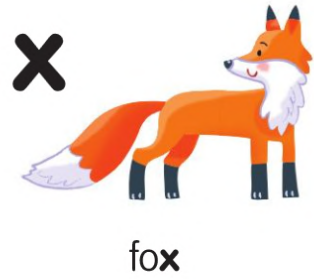




5 p / q



6 k / p

1  1.4 Listen, point and say.



2 Write the correct letter. **Be a star!** 



1 tiger



2 \_\_\_an



3 \_\_\_un



4 fo\_\_\_



5 \_\_\_oghurt



6 \_\_\_mbrella






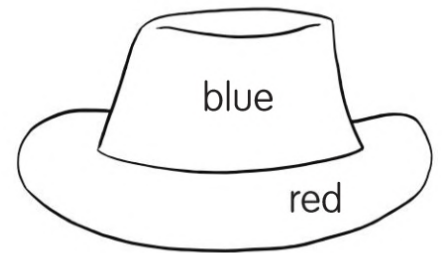
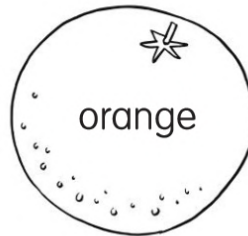

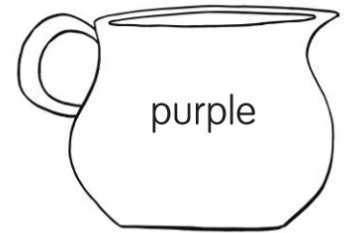


# Lesson 4 Colour fun

## 1 1.5 Listen and point. Then sing.

Red and yellow.  
Green and blue.  
Purple and orange, too.  
Black and white.  
Green and blue.  
Purple and orange, too.



## 2 Read and colour.



## 3 Play a game. **Be a star!**




Black and white.



Panda.

1  1.6 Count and match. Listen and check.


1 one



2 two



3 three




4 four



5 five

6 six


7 seven



8 eight



9 nine




10 ten



1

# My funny friends



1  1.7-1.8 Listen and say. Then listen and number.



boy



girl



friend  1



teacher



big



small



tall



funny

2  Look at the picture. Find the colour and say the word.

orange – big



3  1.9 Sing and act out. **Be a star!** 

Move like a robot



Big robot, small robot.  
A girl and a boy.  
Listen, point  
And move like a robot.  
Move like a robot.  
Rah! Rah! Robots!

Tall robot, funny robot.  
My teacher and my friend.  
Look, listen  
And move like a robot.  
Move like a robot.  
Rah! Rah! Robots!

1 1.10 Listen and read. Who is funny?

1 Look, Anna! **He's** tall.  
He's a robot.

2 Hello. **I'm** Anna.  
Hi, I'm Alex.  
I'm Tom.

3 This is Sara.  
**She's** six.  
She's my friend.  
Hello, Sara.

4 Hello, hello. I'm Bot.  
I'm a robot. I'm small!  
Ha, ha! He's funny!

2 1.10 Listen again. Look and circle.



1 He's tall / small.



2 I'm Tom / Anna.



3 She's six / seven.



4 I'm tall / small.

3 Work in groups. Act out the story.

Be a star!

# Lesson 3 Grammar focus

1 1.11 Look and read.

**Graphic** **Grammar**

to be (I / he / she)



I'm Beth .

I'm → I am



He's tall .

He's → He is



She's six .

She's → She is

2 Read and match.

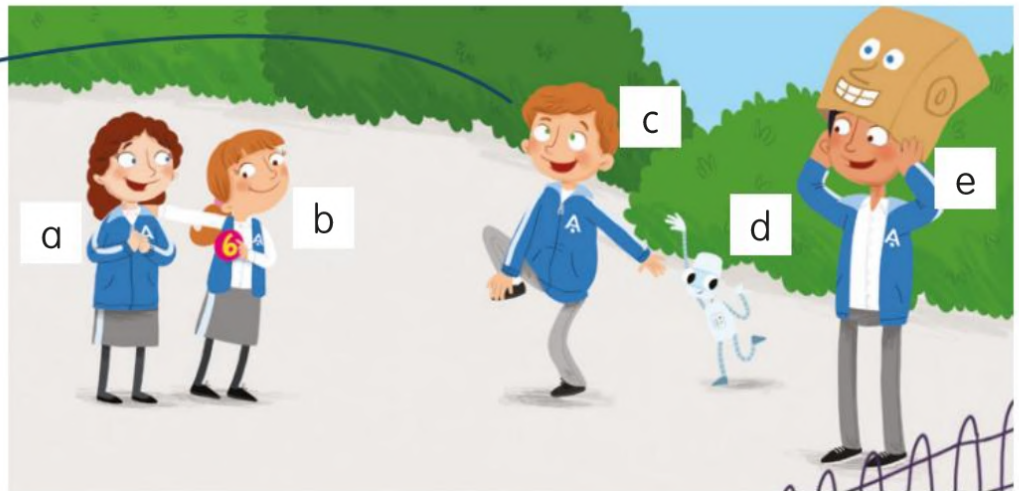
1 He's funny.

2 I'm six.

3 He's tall.

4 She's my friend.

5 He's small.



3 Draw. Talk about you and your friend. **Be a star!**



I'm Luke. I'm seven. I'm tall.  
He's my friend. He's small.

