

# Academy Stars 3

Workbook





Nick Coates

# Academy Stars 3

Workbook

Nick Coates



# Contents

	<b>Unit</b>	
	<b>Welcome</b>	p4
<b>1</b>	<b>At school</b>	p8
<b>2</b>	<b>At home together</b>	p18
<b>3</b>	<b>Around town</b>	p28
<b>4</b>	<b>Safari adventure</b>	p38
<b>5</b>	<b>My grandpa</b>	p48
	<b>Mid-year review</b>	p58
<b>6</b>	<b>Under the sea</b>	p62
<b>7</b>	<b>Once upon a time</b>	p72
<b>8</b>	<b>Back in time</b>	p82
<b>9</b>	<b>Sport for all</b>	p92
<b>10</b>	<b>Let's celebrate!</b>	p102
	<b>End-of-year review</b>	p112
	<b>Game</b>	p116
	<b>Grammar reference</b>	p118
	<b>Phonics word list</b>	p128

# Welcome

## Lesson 1 Meet the Academy Stars

### 1 Read what the Academy Stars say on Pupil's Book page 4. Answer the questions.

- 1 Who is Ella's twin sister? Flo
- 2 Who is Luke? \_\_\_\_\_
- 3 Who wants to do lots of fun things with the children? \_\_\_\_\_
- 4 Who wants to write lots of emails? \_\_\_\_\_

### 2 Read and complete the sentences.



1 Flo is eight years old. She's got a sister and two brothers. She's got a bag.

2 Ella is \_\_\_\_\_ years old. She's got a \_\_\_\_\_ and two \_\_\_\_\_ . She's holding a \_\_\_\_\_ .



3 Luke is \_\_\_\_\_ . He's got a \_\_\_\_\_ and two \_\_\_\_\_ . He's holding a \_\_\_\_\_ .

4 Charlie is \_\_\_\_\_ . He's got a \_\_\_\_\_ and two \_\_\_\_\_ . He's holding a \_\_\_\_\_ .

### 3 What have they got now? Complete the sentences.

- 1 Charlie's got a car .
- 2 Luke's \_\_\_\_\_ .
- 3 Ella's \_\_\_\_\_ .
- 4 Flo's \_\_\_\_\_ .

1



2



3



4





4 Circle the odd one out.

- |            |         |       |             |
|------------|---------|-------|-------------|
| 1 bathroom | kitchen | sofa  | living room |
| 2 rain     | snow    | wind  | beach       |
| 3 door     | house   | floor | window      |
| 4 sea      | lake    | coat  | mountain    |

5 Write the opposites of the words in the boxes.

bad      cold      happy      left      long      small

big      small

\_\_\_\_\_      sad

\_\_\_\_\_      short

good      \_\_\_\_\_

hot      \_\_\_\_\_

\_\_\_\_\_      right

6 Now use the words to describe the pictures.



- 1 A happy baby.
- 2 \_\_\_\_\_
- 3 \_\_\_\_\_
- 4 \_\_\_\_\_

7 Describe the picture. Use *There's a ...*, *There are ...* or *There aren't ...*.



- 1 (bus) There are two buses.
- 2 (car) \_\_\_\_\_
- 3 (train) \_\_\_\_\_
- 4 (airplane) \_\_\_\_\_

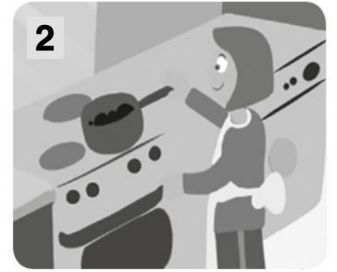
**8 Write the questions.**



1 Do you like playing the guitar?





No, I don't.



2 Do you like cooking?



Yes, I do.



- 3 Do you like \_\_\_\_\_ ?
- 4 \_\_\_\_\_
- 5 \_\_\_\_\_
- 6 \_\_\_\_\_

**9**  **Answer the questions in Activity 8 about you.**

Use **Yes, I do** or **No, I don't**.



- 1 \_\_\_\_\_ .                      4 \_\_\_\_\_ .
- 2 \_\_\_\_\_ .                      5 \_\_\_\_\_ .
- 3 \_\_\_\_\_ .                      6 \_\_\_\_\_ .

# 1

# At school

## Lesson 1 Vocabulary

1 Match the school subject and the picture.



- a** computer studies      **b** art      ~~**c** English~~      **d** science  
**e** maths      **f** social studies      **g** music      **h** PE

2 Look at Activity 1. Complete Mo and Peter's timetable for Mondays.

3 Write what you do at school on Mondays.

Time	School subject
8:30	English
9:30	_____
10:30	break time
11:00	_____
12:00	lunch
1:00	_____
2:00	_____
3:00	_____
Homework	_____
	and _____

Time	School subject
_____	_____
_____	_____
_____	_____
_____	_____
_____	_____
_____	_____
_____	_____
_____	_____
_____	_____



1 Read and complete. Use the words in the box.

laughs      thinks      difficult      ~~music room~~      computer room

Sarah is at school. She's in the <sup>1</sup> music room.  
 It's time for music. Sarah is looking at her music book. *Oh no, this is very* <sup>2</sup> \_\_\_\_\_.  
*I don't think I can do this, she* <sup>3</sup> \_\_\_\_\_.



The teacher tells the class to look at page three of their music books.

'Oh! I was looking at the wrong page!' Sarah <sup>4</sup> \_\_\_\_\_. She's happy.  
 She looks at page three. 'This one is easy!'

When the class ends, Sarah goes to the <sup>5</sup> \_\_\_\_\_ for computer studies.

2 Where is Sarah now? Write sentences.



1 She's in the classroom.

3 \_\_\_\_\_

2 \_\_\_\_\_

4 \_\_\_\_\_

Learning to learn

3 Read and tick (✓) your answer.

1 You are in the classroom. The teacher is talking.  
 She uses a word you don't know. What do you do?

2 You are in the classroom. You are working in a group.  
 You find a word you don't know. What do you do?

3 You are at home. You are doing your homework.  
 You find a word you don't know. What do you do?

Look in a dictionary	Ask a friend	Ask the teacher

## Lesson 3 Reading comprehension

### 1 Read the story on Pupil's Book pages 10–11. Answer the questions.

1 What time have Class 5 got maths?

at nine o'clock

2 Who helps Joe in the maths class?

3 What are the children doing in the music room at ten o'clock?

4 What do the children do at break time?

5 What class do the children have after break time?

### 2 Read the story again. Order the sentences 1–5.

Joe's in the Class 3 classroom.

1 Joe's in the Class 5 classroom.

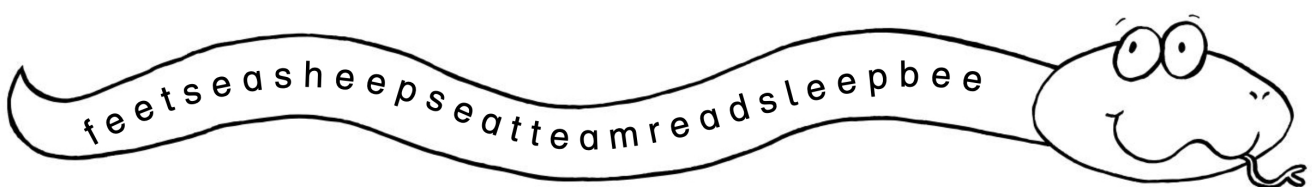
The class is in the computer room.

The class is in the music room.

The class is in the playground.

## Sounds and spelling

### 3 Say aloud. Circle the letters **ee** and **ea**.



### 4 Write **ee** words in the seed and **ea** words in the leaf.

