

Academy Stars

Alphabet Book



Contents

	The alphabet chant p3	
1	Aa, Bb, Cc p4	ant apple bag ball car cat
2	Dd, Ee, Ff p8	doll dress egg elephant five frog
3	Gg, Hh, Ii p12	goat green hat house igloo insect
4	Jj, Kk, Ll p16	jug jump kick king legs lion
5	Mm, Nn, Oo p20	monkey mountain nine nut octopus orange
6	Pp, Qq, Rr p24	panda pink queen question robot rubber
7	Ss, Tt, Uu, Vv p28	see sun tiger tired umbrella under van vase
8	Ww, Xx, Yy, Zz p32	window worm box fox yellow yoghurt zoo zookeeper
	Picture dictionary p36	

The alphabet chant

1.1 Listen and chant.


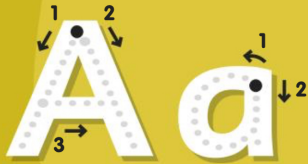


1

Aa, Bb, Cc

Lesson 1


1  1.2 Listen and say. Trace.



a ant



a apple



b bag



b ball



c car



c cat

2 Work in pairs. Point and say. **Be a star!** 

Lesson 2

1 Trace with your finger. Write and say.

A

a

B

b

C

c

2  1.3 Listen and chant. **Be a star!** 



Aa Bb Cc

Lesson 3

1  1.4 Listen and match. Trace.

1



2



3



a

b

c


4



5



6



2 Write *a*, *b* or *c*. Say. **Be a star!** 



1 __ag



2 __ar



3 __pple

Lesson 4

1  1.5 Listen and **circle**. Write *a*, *b* or *c*.



1

1




2

2

3

3

2 Choose a word. Trace, draw and say. **Be a star!** 



ant



ball



cat

A large, empty rectangular box with rounded corners, intended for the student to write or draw their chosen word.

2

Dd, Ee, Ff

Lesson 1


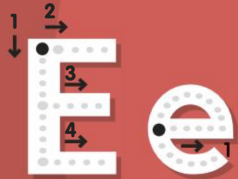
1  1.6 Listen and say. Trace.



doll




dress



egg



elephant



five



frog

2 Work in pairs. Point and say. **Be a star!** 

Lesson 2

1 Trace with your finger. Write and say.

Handwriting practice for letters D, d, E, e, F, f. Each row shows the letter with stroke order arrows and numbers, followed by three dashed versions for tracing, and finally two blank versions for independent writing.

- D**: Stroke 1 is a vertical line down, stroke 2 is a curve from top to bottom.
- d**: Stroke 1 is a counter-clockwise circle, stroke 2 is a vertical line down on the right.
- E**: Stroke 1 is a vertical line down, stroke 2 is a top horizontal line, stroke 3 is a middle horizontal line, stroke 4 is a bottom horizontal line.
- e**: Stroke 1 is a counter-clockwise circle with a tail on the right.
- F**: Stroke 1 is a vertical line down, stroke 2 is a top horizontal line, stroke 3 is a middle horizontal line.
- f**: Stroke 1 is a counter-clockwise curve from top to bottom, stroke 2 is a vertical line down on the right.

2  1.7 Listen and chant. **Be a star!** 



Dd Ee Ff

Lesson 3

1  1.8 Listen and match. Trace.

1



2



3



d

e

f

4



5



6



2 Write *d*, *e* or *f*. Say. **Be a star!** 



1 __rog

2 __ress

3 __lephant