



American

**SPEAK
OUT**

**Elementary
Student Book**

with DVD/ROM and Audio CD MP3

 **Pearson**


Frances Eales • Steve Oakes


LESSON	GRAMMAR/FUNCTION	VOCABULARY	PRONUNCIATION	READING	
UNIT 1 WELCOME page 7 Interviews What's your name?					
1.1	Nice to meet you page 8	simple present: <i>be</i>	countries and nationalities	word stress	
1.2	Travel light page 10	<i>this/that, these/those</i> ; possessives	objects	word stress; <i>this, that, these, those</i>	read about traveling light
1.3	Can I get a coffee? page 12	making requests	tourist places	polite intonation; sentence stress	
1.4	Fawlty Towers page 14				
UNIT 2 LIFESTYLE page 17 Interviews What's your daily routine?					
2.1	Join us! page 18	simple present: <i>I/you/we/they</i>	activities	linking: <i>do you</i>	read about local groups
2.2	High flyers page 20	simple present: <i>he/she/it</i>	daily routines; jobs	third person "s"	
2.3	What time does it start? page 22	asking for information	the time	sentence stress; polite intonation	read leaflets about San Francisco
2.4	A Visit to Panama page 24				
UNIT 3 PEOPLE page 27 Interviews What do you like doing with friends/family?					
3.1	Big happy families page 28	<i>have/has</i>	family	sentence stress	read about an unusual family
3.2	Real friends? page 30	adverbs of frequency	personality	word stress	
3.3	Are you free tonight? page 32	making arrangements	time expressions	intonation to show interest	
3.4	Diwali Celebrations page 34				
UNIT 4 PLACES page 37 Interviews Where do you live?					
4.1	A place to stay page 38	<i>there is/are</i>	rooms and furniture; prepositions	word stress; weak forms: <i>there's a, there are</i>	read about two places in Malta
4.2	Around town page 40	<i>can</i> for possibility	places in towns; prepositions	word stress; weak forms: <i>can/can't</i>	read about some unusual places in town
4.3	Can I help you? page 42	shopping	things to buy	polite intonation	
4.4	Favorite Places page 44				
UNIT 5 FOOD page 47 Interviews What's your favorite dish?					
5.1	My fridge page 48	countable and uncountable nouns	food and drink	weak forms: <i>a, an, some, any</i>	read about a photographer's project
5.2	A lifetime in numbers page 50	<i>how much/many</i> ; quantifiers	containers	numbers	read about eating and drinking habits
5.3	Are you ready to order? page 52	ordering in a restaurant	restaurant words	polite intonation; linking	read a menu
5.4	Beach Grill page 54				
UNIT 6 THE PAST page 57 Interviews Did you go out last night?					
6.1	In their past page 58	<i>was/were</i>	dates and time phrases	weak forms: <i>was/were</i>	
6.2	Time twins page 60	simple past	life story collocations	simple past verbs: <i>-ed</i> endings	read about time twins
6.3	What did you do? page 62	asking follow-up questions	activities	linking: <i>did you</i>	
6.4	Nelson Mandela page 64				


LISTENING/DVD


SPEAKING


WRITING


	listen to people introduce themselves	introduce yourself and others	improve your use of capital letters
		identify objects	
	understand people in tourist situations	make requests	
	 Fawlty Towers: watch an extract from a sitcom about a hotel	check into a hotel	complete a registration form at a hotel

		talk about activities and groups	link sentences with <i>and</i> , <i>but</i> and <i>or</i>
	listen to people talk about their daily routines	talk about your daily routine and people's jobs	
	listen to people at a tourist information center; check when you don't understand	ask questions at a tourist information center	
	 Tribal Wives: watch an extract from a program about living with tribes	talk about good guests and bad guests	write an email asking a friend for a place to stay

		talk about your family	
	listen to people talk about their friends	describe someone you know and say why you like them	improve your use of apostrophe 's; write about your family and friends
	learn to show interest when you listen	make arrangements to meet friends	
	 Diwali: watch an extract from a TV show showing the traditions of Diwali	talk about a special occasion	write a description of a special event

	listen to a woman describing her apartment	describe a room in your home	improve your use of commas; write a description of your home
		talk about things you can do in your town	
	understand conversations in stores	have a conversation in a store	
	 50 Places To See Before You Die: watch a clip from a documentary about some amazing places	talk about a favorite place	write a blog about your favorite place

	listen to a photographer talk about food	talk about your eating and drinking habits	
		conduct a class food survey	use paragraphs to write a short report about your class
	listen to people ordering in a restaurant; learn to understand fast speech	order a meal in a restaurant	
	 Ainsley Harriott's Beach Barbecue: watch a clip from a TV cooking show with a famous chef	describe your favorite special dish	write an email with a recipe

	hear interesting facts about famous people's lives	describe your favorite childhood things	
		talk about past events in your life	link sentences with <i>because</i> and <i>so</i> ; write your life story in 100 words
	listen to people talking about their weekends	talk about how your weekend was	
	 Nelson Mandela: The Fight For Freedom: watch an extract from a documentary about a great leader	interview a special person	write a profile about a special person

LESSON	GRAMMAR/FUNCTION	VOCABULARY	PRONUNCIATION	READING	
UNIT 7 VACATIONS page 67 🎧 Interviews How was your last vacation?					
7.1	Travel partners page 68	comparatives	travel adjectives	word stress; sentence stress	read a quiz about travel
7.2	The longest bike ride page 70	superlatives	places	weak form: <i>the</i>	read an article about a bike tour across Asia
7.3	Can you tell me the way? page 72	giving directions	places	sentence stress: correcting	read about Liverpool
7.4	Hong Kong page 74				
UNIT 8 NOW page 77 🎧 Interviews What was the last movie you saw?					
8.1	Having a great time page 78	present continuous	verbs + prepositions	weak forms: prepositions and articles	read research about language people use on social networking sites
8.2	What a difference! page 80	present simple and continuous	appearance	intonation in questions	
8.3	What do you recommend? page 82	recommending	types of movies	word stress; linking	read a questionnaire about movies
8.4	Changing Trends page 84				
UNIT 9 TRANSPORTATION page 87 🎧 Interviews How do you get to work?					
9.1	City bikes page 88	<i>can/can't, have to/don't have to</i>	adjectives	word stress; weak sound /ə/	read an article about Mexico City's EcoBici
9.2	Free ride page 90	articles: <i>a/an, the</i> , no article	transportation collocations	weak forms: <i>a, an, the</i>	read about transportation in different places
9.3	Sorry I'm late page 92	apologizing	excuses	intonation in apologies	read excuses for being late
9.4	Airport page 94				
UNIT 10 PLANS page 97 🎧 Interviews What are your plans for the future?					
10.1	Life's a lottery page 98	<i>be going to; would like to</i>	plans	weak forms: <i>going to, would</i>	read about a lottery winner
10.2	Survive page 100	<i>will, might (not), won't</i>	phrases with <i>get</i>	contractions	read an article about nature's dangers
10.3	Let's do something new page 102	making suggestions	art and culture	intonation: sounding positive	
10.4	Wild Weather page 104				
UNIT 11 HEALTH page 107 🎧 Interviews Do you have a healthy lifestyle?					
11.1	I don't feel well page 108	<i>should/shouldn't</i>	the body; health	sentence stress; weak form: <i>should</i>	
11.2	One thing at a time page 110	adverbs	communication	sentence stress: adverbs	read an article about multi-tasking
11.3	Help! page 112	offering to help	verbs of movement	intonation in offers	read about helpful cities
11.4	Fat or Sugar? page 114				
UNIT 12 EXPERIENCES page 117 🎧 Interviews What's the most exciting thing you've done?					
12.1	Great experiences page 118	present perfect	experiences	sentence stress: present perfect	
12.2	Afraid of nothing page 120	present perfect and simple past	prepositions	irregular past participles	read about a dangerous job
12.3	Hello, I've got a problem page 122	calling	calling expressions	sentence stress	
12.4	Shark Therapy page 124				

LISTENING/DVD	SPEAKING	WRITING
---------------	----------	---------

	listen to people talk about how they like to travel	talk about vacations	
	listen to a conversation with a traveler	plan and talk about a long journey	check and correct information about a vacation
	understand directions	give directions	
	Going Local: Hong Kong: watch an extract from a travel show about Hong Kong	describe part of a town/city you know	write a short travel article about a town/city

		talk about what people are doing	improve your use of pronouns; write comments on a picture
	listen to people talk about actors	talk about what you wear	
	listen to conversations about movies	ask for and give recommendations	
	Robert Peston Goes Shopping: watch an extract from a TV show about shopping trends	talk about a survey on trends	write a summary of a survey

		talk about transportation in different cities	
	listen to a man talk about traveling for free	talk about types of transportation	
	listen to a woman talk about her problems getting to work	apologize for being late	write a story using linkers
	Airport: watch an extract from a documentary about a day at Heathrow airport	deal with problems when flying	write a website entry about problems when flying

	listen to a radio interview with lottery winners	talk about your future plans/wishes	
		make predictions about situations	improve your use of linkers and write a short story
		make and respond to suggestions for a day out	
	Wild Weather: watch an extract from a documentary about the wettest place in Europe	describe unusual weather	write a message forum notice about your city

	listen to a radio show about colds and flu	talk about what to do when you don't feel well	
		talk about ways of reducing stress	make your stories more interesting with adverbs
	listen to situations where people offer to help	offer to help someone	
	Horizon: Sugar Versus Fat: watch a clip from a documentary about fat and sugar	talk about diets	write some advice for a health forum

	listen to people talking about their experiences	ask and answer questions about life experiences	write an email using linkers
		describe how you feel about different situations	
	listen to phone conversations	make telephone calls and say telephone numbers	
	Shark Therapy: watch a clip from a documentary about sharks	talk about an exciting or frightening experience	write a story about an exciting or frightening experience



OBJECTS AND COLORS

1 A Look at the words in the box. Which objects are in your classroom?

chair bag notebook table whiteboard
pen book CD player pencil bulletin board
projector picture

B Work in pairs and take turns. Student A: Point to objects in the classroom. Ask your partner. Student B: Name the objects.

A: *What is it?*

B: *It's a book.*

C Write the colors.



1 _____ 4 _____ 7 _____



2 _____ 5 _____ 8 _____



3 _____ 6 _____ 9 _____

D Work in pairs. Ask and answer *What's your favorite color?*

THE ALPHABET



2 A Listen and write the letters in the correct column. Each column has the same vowel sound.

A B C D E F G H I J K L M N O
P Q R S T U V W X Y Z

A	B	F	I	O	Q	R
	C					

B Listen and repeat.

C Work in pairs and take turns. Student A: Spell an object or color. Student B: Say it.

A: *b-l-u-e*

B: *Blue!*

QUESTION WORDS

3 A Underline the correct question word.

- How/What 's your name?
- Who/Where are you from?
- How/When are you today?
- What/Who 's your favorite actor?
- When/Where 's your birthday?
- What/Why are you here?
- Which/How spelling is correct:
c-h-i-a-r or c-h-a-i-r?

B Work in pairs. Ask and answer the questions above.

CLASSROOM LANGUAGE

4 A Complete the questions with a word from the box.

mean repeat don't that Could page

- A:** What does "capital" mean ?
B: It means "capital city", for example, London or Tokyo.
- A:** "Work in pairs"? I _____ understand.
B: It means "Work together." So, you two ...
- A:** Could you _____ that?
B: Yes. Page ninety-five.
- A:** Could you spell _____ ?
B: Yes, m-e-e-t.
- A:** _____ you write it?
B: Yes, of course.
- A:** Which _____ is it?
B: Thirty-five.

B Listen and check. Then listen and repeat.

NUMBERS

5 A Write the numbers.

1	one	_____	twelve	_____	fifteen
_____	three	_____	eight	_____	thirteen
_____	nine	_____	two	_____	fifty
_____	four	_____	seven	_____	thirty
_____	ten	_____	eleven	_____	one hundred
_____	six	_____	five	_____	twenty

B Listen and repeat the numbers.

C Work in pairs. Student A: Say five numbers. Student B: Write the numbers.



In American English, the letter Z is pronounced /zi:/. In British English, it is pronounced /zed/.

colors
bulletin board / favorite



colours
noticeboard / favourite



welcome



NICE TO MEET YOU

p8



TRAVEL LIGHT

p10



CAN I GET A COFFEE?

p12

SPEAKING

- 1.1 Introduce yourself and others
- 1.2 Identify objects
- 1.3 Make requests
- 1.4 Check into a hotel

LISTENING

- 1.1 Listen to people introduce themselves
- 1.3 Understand people in tourist situations
- 1.4 Watch an extract from a sitcom about a hotel



READING

- 1.2 Read about **traveling** light

WRITING

- 1.1 Improve your use of capital letters
- 1.4 Complete a registration form at a hotel

What's your name?

INTERVIEWS



**FAWLT
TOWERS**

p14

traveling



travelling

1.1 NICE TO MEET YOU

- G simple present: be
- P word stress
- V countries and nationalities



SPEAKING

1 A Put the conversation in the correct order (A—D).

- 1 Nice to meet you, Nick.
- 2 Hi, Susanna. I'm Nick.
- 3 You, too.
- 4 Hello, my name's Susanna. A

B Work with other students and practice the conversation. Use your own names.

C Work in pairs. What are the names of the other students in the class?

- A: *His name's Juan.*
 B: *Yes. And her name's Ana, I think.*
 A: *No, her name's Anya, not Ana.*

LISTENING

2 A Listen to three conversations. Which conversations are shown in the pictures?

B Listen again and underline the correct alternative.

- 1 A Jenny and Omar *are/aren't* friends.
B Omar *is/isn't* a student.
- 2 A Chris *is/isn't* from the U.K.
B It *is/isn't* his first time in Hong Kong.
- 3 A Andrea *is/isn't* an Italian name.
B Andrea *is/isn't* from Italy.

C Look at these expressions from the listening. Write N (a new person) or F (a friend or someone you know).

- 1 How are you? F
- 2 How are things?
- 3 Great. / Fine. / Good. / OK. / All right. / Not bad.
- 4 Nice to meet you.
- 5 Good to see you.
- 6 Pleased to meet you.

GRAMMAR

SIMPLE PRESENT: BE

3 A Work in pairs and complete the table. Then listen and check.

Affirmative and Negative Statements		
I	'm	Dave.
He		here from the U.K.
We		friends.
I	not	a student.

Questions and Short Answers			
	you	friends from school?	Yes, we _____.
	your name	Andrew?	No, it _____.

► page 128 LANGUAGEBANK

B Complete the conversation.

- A: Hi, Muhammed. Good to see you. This ¹ _____ Zofia. She ² _____ in my class.
 B: Hi, Zofia. Nice to meet ³ _____.
 C: You, too. ⁴ _____ you a student?
 B: Yes, I ⁵ _____.

C Work in groups. Take turns introducing people.

VOCABULARY

COUNTRIES AND NATIONALITIES

4 A Complete the table with the nationalities.

Country	Nationality
Poland, Spain, Turkey, Britain	<i>Polish,</i>
Italy, Argentina, Russia, the U.S.A	
China, Japan	

B Circle your country and nationality above or add it to the table.

C WORD STRESS Listen and underline the stressed syllable.

Poland, Polish

D Work in pairs and take turns. Student A: Say a country. Student B: Say the nationality.

speak TIP Write new vocabulary in your notebook. Underline the stressed syllables to help you with the pronunciation.

► page 152 PHOTOBANK

5 A Work in pairs and identify the music.

- A: *I think it's from Australia.*
 B: *I think it's Brazilian, from Brazil.*

B Go to *Hear it, See it, Taste it!* and check your answers on page 163.

WRITING

CAPITAL LETTERS

6 A Check (✓) the correct information in the box below.

countries ✓	all nouns	famous places	jobs
cities	names of people	nationalities	food
languages	the first word in a sentence		

B Correct the sentences.

- 1 the eiffel tower is in france.
- 2 "buenos días" is spanish for "hello."
- 3 sake is japanese.
- 4 spaghetti is food from italy.

C Work in pairs. Student A: Spell your name or the name of a famous person. Student B: Write it. Then check your spelling with Student A.

- A: *De Luca: capital D, e, space, capital L, u, c, a.*
 B: *Vanessa Mae: capital V, a, n, e, s, s, a, space, capital M, a, e.*

SPEAKING

7 A Write the names of four countries. Add information about a place, food/drink and a famous person.

India—Taj Mahal, curry ...

B Work in pairs and take turns. Student A: Read out your information. Student B: Guess the country.

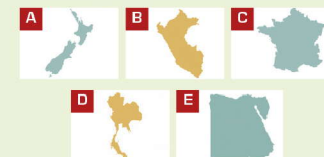
- A: *The Taj Mahal, curry.*
 B: *Is it India?*
 A: *Yes, it is.*

HEAR IT, SEE IT, TASTE IT!

1 Listen and match the countries to the music (A—E) you hear.

- 1 Russia _____
- 2 Ireland _____
- 3 Turkey _____
- 4 Brazil _____
- 5 Australia _____

2 Look at the maps and match the countries to the shapes you see.



- 1 France _____
- 2 Egypt _____
- 3 Peru _____
- 4 Thailand _____
- 5 New Zealand _____

3 Look at the pictures and match the food with the nationalities.

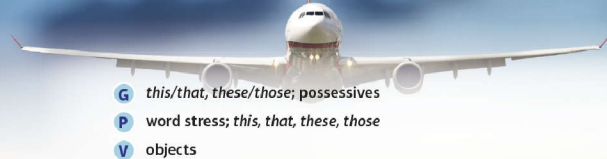


- 1 Italian _____
- 2 Japanese _____
- 3 Indian _____
- 4 Spanish _____
- 5 Chinese _____

Other ways to say "I think" are "I believe", "I'm guessing that", etc.



1.2 TRAVEL LIGHT



- G this/that, these/those; possessives
- P word stress; this, that, these, those
- V objects

VOCABULARY

OBJECTS

1 A Match the words in the box with objects A–P in the pictures. Which object isn't in the pictures?

- | | | |
|----------------------|------------------------------|--------------|
| a camera J | a cell (phone) | keys |
| an agenda or planner | a passport | a magazine |
| a credit card | a newspaper | a toothbrush |
| a sweater | sunglasses | a watch |
| a coin purse | a ticket | a laptop |
| shampoo | an MP3 player and headphones | |

B **WORD STRESS** Listen and underline the stressed syllable in the words.
camera

C Work in pairs and take turns. Student A: Point to an object in the pictures. Student B: Name the object.
A: *What's this?*
B: *It's a camera.*

D Work in pairs and discuss. What five things are always in your bags?
A: *I always have a laptop in my bag.*
B: *Me, too.*

READING

2 A Look at the picture again. Work in pairs and discuss. What five things are always in your carry-on bag on a plane?
A: *I think a laptop is important.*
B: *Yes. Sunglasses?*
A: *No. Take sunglasses in your pocket.*

B Read the information and circle the correct number. Take 9 / 10 / 11 / 12 things in your carry-on bag.

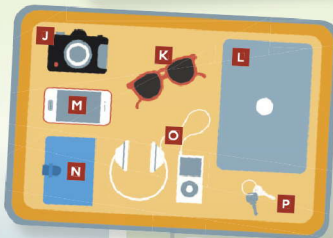
C Read the text again and write the names of objects 1–5.

D Read the text again and check (✓) two good ideas and cross out (X) two bad ideas. In pairs, discuss them.



Take it or leave it!

With only 10 kilograms for your carry-on bag, what's important to take?



Electronics

- **MP3 Player:** Good for music and audiobooks—put it in your bag.
- **Cell Phone:** Put it in your pocket, but take the charger in your bag.
- **Camera:** Is your cell a camera, too? Then leave your camera at home.
- **Headphones:** Good for watching DVDs on your laptop. Put them with your cell phone.
- **Laptop:** In your bag, with an adaptor, of course.

Practical Things

- **Agenda or planner:** With all your important travel and contact information, put it in your bag.
- **Keys:** Put them in the bag so they're easy to find.
- **Passport and Ticket:** These are important, so keep them in a pocket in your bag.
- **coin purse:** Coins are a problem at security. Put them in a coin purse in your bag—yes, men, too.

Other Things

- **Magazines and Newspapers:** Leave them at home, they're free on the plane.
- **Shampoo:** Most hotels have shampoo, or buy it in town.
- **Sunglasses:** They go in your pocket or on your head, not in the bag!
- **Sweater:** Wear it. It's good for the plane if it's cold.
- **Toothbrush and Toothpaste:** A maximum of 100 mL in your carry-on bag.

GRAMMAR

THIS/THAT, THESE/THOSE; POSSESSIVES

3 A Listen to three conversations. Where are the people? Write the number of the conversation under the picture.



B Underline the correct alternative in the extracts below. Then listen and check.

1 S: Is ¹ *this/these* your bag?
W: Yes, it is.

S: Could you open it, please?
W: What's the problem?

S: ² *This/Those* is the problem.
W: ³ *These/That's* my shampoo.

2 S: What's ⁴ *that/those* in your pocket?
M: Ah, sorry, ⁵ *these/those* are my keys.

S: OK, go ahead.

3 M: Excuse me, ⁶ *that's/those* are my ⁷ *friend/friend's* bags. Can I ... ?
W: Sorry, ⁸ *this is/that's* my bag. The black one.

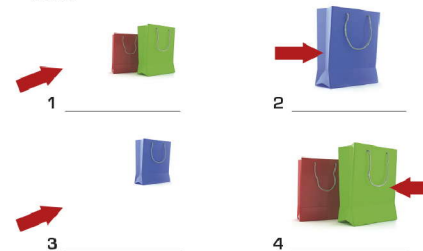
In your hand.

M: No, ⁹ *this/these* is my ¹⁰ *friend's/friend*.

W: Look, my name's on it. It's ¹¹ *my/mine*.

M: Oh, sorry, you're right. It's ¹² *your/yours*.

4 A Write *this, that, these* or *those* under the pictures below.



B **WEAK FORMS: this, that, these, those**
Listen to the pronunciation. Then listen and repeat.

- 1 Is this /ðɪs/ your bag?
- 2 Are these /ði:z/ your bags?
- 3 Is that /ðæt/ your bag?
- 4 Are those /ðəʊz/ your bags?

There are regional travel differences in airport, flight and carry-on rules, allowances and restrictions.

5 A Correct the sentences. Use Exercise 3B to help.

- 1 That's the bag of my friend. X That's my *friend's* bag. ✓
- 2 This is the cell of John. X This is _____ cell. ✓
- 3 That's mine bag. X That's _____ bag. ✓
- 4 It's my. X It's _____. ✓
- 5 They're yours bags. X They're _____ bags. ✓
- 6 They're your. X They're _____. ✓
- 7 This bag is Sally. X This bag is _____. ✓

B Complete the conversation. Use the words in parentheses to help.

A: Is that ¹ *my* book? (I)

B: No, it isn't. It's ² _____. (Maria)

A: Where's ³ _____? (I)

B: Is this ⁴ _____? (you)

A: Yes, thanks. Is this ⁵ _____ bag? (you)

B: No, it isn't. ⁶ _____. (I)

A: Maybe it's ⁷ _____. (Ali)

► page 128 **LANGUAGEBANK**

SPEAKING

6 Work in pairs. Student A: Point to an object in the classroom and ask your partner what it is. Student B: Name the object.

A: *What's this in English?*

B: *It's a dictionary.*

A: *What are those in English?*

B: *They're windows.*

7 A Work in groups. Put two objects from your bag/pocket on a table. Identify the objects.

Silvia's bag, Cheng's keys, my watch ...

B Work with a partner from another group. Look at their objects. Ask and answer questions.

A: *Is that your pen?*

B: *No, it isn't. It's Bruno's.*

A: *Are these Jack's glasses?*

B: *No, they aren't. They're Veronika's.*

► page 152 **PHOTOBANK**



cell phone / agenda or planner
headphones * "earphones" is also used in American English for the type that are inserted into the ears. / coin purse



mobile phone / diary
earphones
purse



parentheses



brackets

1.3 CAN I GET A COFFEE?

- F making requests
- P polite intonation; sentence stress
- V tourist places



VOCABULARY

TOURIST PLACES

1 A Match the pictures A—C with these places.

- 1 a souvenir shop _____
- 2 a coffee shop _____
- 3 an airport _____

B Write the words from the box in the word webs below. Add one more word to each place.

a postcard an apple juice a battery
 a one-way ticket a round-trip ticket a coffee
 a sandwich a platform a souvenir

a postcard

souvenir shop

train station

snack bar

C Listen and check. Then listen and repeat.

D Work in pairs. Student A: Say a place from Exercise 1B. Student B: Say three things you can buy there.

FUNCTION

MAKING REQUESTS

2 A Listen to three conversations. Where are the people?

- 1 _____
- 2 _____
- 3 _____

B Listen again. What does each tourist buy?

- 1 _____
- 2 _____
- 3 _____

3 A Listen and complete the requests.

- 1 Can I get a sandwich, please?
- 2 _____ one of those batteries, please?
- 3 _____ a one-way ticket to Sydney, please?

B Look at the question. Listen to the polite intonation. Then listen and repeat.

Can I get a sandwich, please?

▶ page 128 LANGUAGEBANK

4 A POLITE INTONATION Listen to the speakers. Are they polite (P) or not very polite (N)?

B Work in pairs. Student A: You are in one of the places in the pictures. Make requests. Student B: Only answer if Student A is polite.

A: *Could I have one of those postcards, please?*

B: *Yes. Here you are.*

LEARN TO

LISTEN FOR KEY WORDS

5 A SENTENCE STRESS Read the conversation. Underline the key words in each sentence.

A: Can I have a sandwich and an apple juice, please? (3 words)

B: That's six dollars. (2 words)

A: Ah, I only have five dollars. How much is the sandwich? (3 words)

B: Four dollars and fifty cents, and the apple juice is one fifty. (7 words)

A: OK. Could I have the sandwich, but no juice? (3 words)

B: That's four fifty. (2 words)

B Listen to the conversation and check your answers. Then listen and repeat.

speak o) **TIP** Key words are the important information words in a sentence. These words are stressed and are longer, LOUDER and higher.

Euros (€) are used throughout the European Union, except for the U.K. Dollars (\$) are typically associated with the U.S., but "dollar" is also the name of the currencies of other countries. Pounds are used in the United Kingdom.



6 Listen to three conversation extracts and circle the correct prices.

Extract 1

- 1 an apple juice a) \$2.00 b) \$2.10 c) \$2.20

Extract 2

- 2 a one-way ticket a) \$4.20 b) \$4.50 c) \$4.80
 3 a taxi a) \$13.00 b) \$23.00 c) \$30.00

Extract 3

- 4 a coffee a) \$2.15 b) \$2.50 c) \$3.50
 5 a sandwich a) \$2.25 b) \$2.75 c) \$3.75
 6 a cupcake a) \$1.30 b) \$1.40 c) \$1.60

7 Work in pairs and take turns. Student A: Look at page 162. Student B: Look at page 164.

SPEAKING

8 A Work in pairs. Complete the menu with prices.

B Role-play the conversation. Student A: Look at the menu. Choose and order your food and drink. Student B: Take your partner's order. Say the price.

A: *Could I have a coffee and a cheese sandwich, please?*

B: *A coffee and a cheese sandwich? That's four dollars and fifty cents.*

drinks

Coffee \$1.50

Tea _____

Hot chocolate _____

Soda _____

Juice _____

sandwiches

Ham \$3.00

Cheese _____

Grilled chicken _____

desserts

Brownie _____

Cupcake _____

the HUB

menu

