

Mario Herrera  
Christopher Sol Cruz

# BIG ENGLISH



2ND EDITION  
STUDENT'S BOOK




# Contents

Unit	Vocabulary	Structures
<b>Welcome to Class!</b> pp. a–d	student, teacher <b>Classroom language:</b> clap your hands, point to the door, raise your hand, sit down, stand up, turn around	Hello! What's your name? I'm... Goodbye! How are you? I'm fine, thanks.
<b>1 Good Morning, Class!</b> pp. 4–15	<b>Classroom items:</b> backpack, book, chair, crayon, desk, eraser, marker, pen, pencil, ruler blue, green, red, yellow	What is it? It's a ruler. What are they? They're crayons.
<b>2 My Family</b> pp. 16–27	<b>Family members:</b> brother, father, grandfather, grandmother, me, mother, sister <b>Other:</b> photo album	How many brothers and sisters do you have? I have one brother. I have two sisters.
<b>3 My Body</b> pp. 28–39	<b>Parts of the body:</b> arm, ear, eye, fingers, foot/feet, hand, hair, head, leg, mouth, nose, toes <b>Size:</b> big, long, short, small	Does she have long hair? Yes, she does. Does he have short hair? No, he doesn't. He has long hair.
<b>Checkpoint Units 1–3 pp. 40–43</b>		
<b>4 My Favorite Clothes</b> pp. 44–55	<b>Clothing items:</b> blouse, boots, dress, gloves, hat, jacket, pants, shirt, shoes, shorts, skirt, T-shirt <b>Adjectives:</b> new, old	What are you wearing? I'm wearing a green hat. What's she wearing? She's wearing red pants.
<b>5 Busy at Home</b> pp. 56–67	<b>Home activities:</b> brushing my teeth, combing my hair, drawing, drinking, eating, making lunch, playing, reading, taking a bath, talking on the phone, washing <b>Rooms of the house:</b> bathroom, bedroom, dining room, kitchen, living room	Where's Dylan? He's in the dining room. Where are you? I'm in the bedroom. Where is = Where's
<b>6 On the Farm</b> pp. 68–79	<b>Animals:</b> cat, cow, dog, duck, frog, goat, hen, horse, sheep, turtle <b>Action words:</b> eating, flying, jumping, running, sleeping, swimming	What's the goat doing? It's eating. What are the hens doing? They're running.
<b>Checkpoint Units 4–6 pp. 80–83</b>		
<b>7 Party Time</b> pp. 84–95	<b>Food:</b> apple, cake, fruit, grapes, hamburger, hot dog, ice cream, juice, milk, orange, pizza, salad, sandwich <b>Days of the week</b>	What do you have? I have salad. What does she have? She has milk.
<b>8 Fun and Games</b> pp. 96–107	<b>Toys:</b> action figure, plane, ball, bike, blocks, cars, doll, game, puppet, skates, stuffed animals, train <b>Furniture:</b> couch, shelf, table, toy box	Where's the ball? It's in the toy box on the shelf. Where are the blocks? They're under the desk.
<b>9 Play Time</b> pp. 108–119	<b>Action words:</b> catching, dancing, hitting, jumping, kicking, riding, running, singing, skating, throwing	Is she singing? Yes, she is. Are they dancing? No, they aren't.
<b>Checkpoint Units 7–9 pp. 120–123</b>		
<b>Cambridge Young Learners English: Starters Practice Paper pp. 124–132      Cutouts pp. 133–138</b>		

CLIL: Content and Culture	Phonics	Values	I can...
<b>Math: Numbers 1-10 and classroom items</b> one, two, three, four, five, six, seven, eight, nine, ten <b>Around the World: Classrooms</b>	<b>a, t, p, n</b> an, ant, at tan, tap pan, pat nap	<b>Be polite.</b> Thank you. You're welcome. Please sit down.	...use words for objects in the classroom. ...talk about classroom objects.
<b>Social Science: People</b> boy, girl, man, woman This is a boy. He's my brother. This is a woman. She's my mother. <b>Around the World: Popular names</b> name tag, wear	<b>i, s, b, d</b> in, is, it, pin sad, sit bad, bat dad, dip	<b>Help your family.</b> Can I help you? Yes, thank you. Please help me. OK. I can help you.	...use family words. ...say who is in my family. ...ask a classmate about their family.
<b>Life Science: The senses</b> cake, flower, guitar, hear, ice cream, picture, see, smell, taste I see/taste/hear/smell with my... <b>Around the World: Flags of all colors</b> country, flag	<b>e, c, g, m</b> pen, pet cap, cat gas, get, wig map, mat	<b>Keep clean.</b> Wash with soap. Rinse with water. Dry your hands.	...use words for parts of the body. ...talk about my body. ...ask and answer questions about parts of the body.
<b>Social Science: Weather and clothes</b> cold, desert, dry, hot, jungle, mountains, wet It's cold in the mountains. I'm wearing a jacket. <b>Around the World: Useful hats</b> useful, knit	<b>o, k, ck</b> dog, on, pot kid, kite kick, neck, pick, sock	<b>Respect all cultures.</b> They're wearing traditional clothes from Guatemala.	...use words for clothes and footwear. ...say what I am wearing. ...ask and answer about what people are wearing.
<b>Art: Shapes</b> circle, rectangle, square, triangle <b>Around the World: Homes</b> apartment, home, houseboat, lighthouse, yurt	<b>u, f, ff</b> run, sun, up fan, fog, fun off, puff	<b>Help at home.</b> He's washing the dishes. She's drying the dishes. She's cleaning her room. She's helping her parents.	...use words for daily routines. ...say what I do around the house. ...ask and answer about what people do around the house.
<b>Social Science: Baby animals</b> calf, chick, kitten, puppy A baby chicken is called a chick. <b>Around the World: Pets</b> canary, hamster, mouse, pet, snake	<b>r, h, j</b> red, rock, run hat, hen, hut jam, jet, job	<b>Be nice to animals.</b> brushing, feeding, playing, walking I'm feeding the chicks.	...use words for pets and farm animals. ...ask and answer about what animals and people are doing.
<b>Life Science: Sweet and salty food</b> chips, chocolate, cookies, fries, salt, salty, sugar, sweet Chips are salty. Chocolate is sweet. <b>Around the World: Special food</b> candy, pie, seaweed soup	<b>l, ll, v, w</b> leg, let bell, doll, tall van, vet we, web, win	<b>Celebrate.</b> Identify holidays and exchange holiday greetings.	...use words for party foods and drinks. ...say what I have or don't have. ...ask a classmate about what they have or don't have.
<b>Math: Numbers 11-20</b> eleven, twelve, thirteen, fourteen, fifteen, sixteen, seventeen, eighteen, nineteen, twenty <b>Around the World: Kites</b> bird, fish	<b>qu, x, y</b> quack, quick box, fox, ox, six yell, yes, yum	<b>Share your toys.</b> Sharing is fun! Here's my car. Let's share. Okay. Thank you!	...use words for toys. ...ask and answer about where something is.
<b>Physical Education: Playground games</b> climb, hide and seek, hop, hopscotch, jump, jumping rope, tag Let's play hide and seek. <b>Around the World: The same game</b> break, cover, cut, paper, player, rock, scissors, win	<b>ss, z, zz</b> kiss, mess, miss zap, zip buzz, fizz, jazz	<b>Take care of your body.</b> Talk about and do healthy actions.	...use sports and action words. ...say what I am doing. ...ask and answer about what people are doing.

# Welcome to Class!

**1** Listen, look, and say.



# Welcome to Class!

## 2 Listen. Ask and answer.



Hello! What's your name?

I'm Sam. Goodbye!

I'm Anna. What's your name?

Goodbye, Sam!



## 3 Listen and draw lines.




I'm Maria. What's your name?

Hello, Jane.

I'm Patrick.

Hello, Maria. I'm Tim.



And what's your name?

I'm Jane.




## 4 Draw and say.



Hello. I'm... .  
What's your name?

# Welcome to Class!

## 5 Listen and point.



## 6 Look at 5 and role-play with your teacher.

## 7 Read and match.

- |                          |                      |
|--------------------------|----------------------|
| 1 How are you?           | a I'm Patrick.       |
| 2 What's your name?      | b Hello, Mrs. Smith. |
| 3 Hello, I'm Mrs. Smith. | c I'm fine, thanks.  |



## Listen and chant.

**Listen to the Teacher!**

Stand up!  
Stand up!  
Raise your hand  
And turn around!  
Point to the window!  
Point to the door!  
Clap your hands  
And sit down!




## Listen, look, and say.



1 Stand up.



2 Clap your hands.



3 Raise your hand.



4 Sit down.



## Play the game.

Turn around!

Simon says, "Turn around!"



# 1

# Good Morning, Class!

## Vocabulary

I will learn to name classroom objects.




## Song Time!



Listen, look, and say.



1 yellow desk



2 green book



3 red marker



4 blue chair



5 crayon



6 eraser



7 pen



8 pencil



9 ruler



10 backpack

2 Play the memory game.



# Song

I will learn to ask and answer questions about classroom objects.



Listen and sing. Then look at 1 and find.

## The Classroom Song

Good morning, class.  
Good morning to you!  
How are you?  
I'm fine, thank you.

What is it? It's an eraser.  
What is it? It's a ruler.  
What is it? It's a pencil.  
What is it? It's a crayon.

Now pick up your pen  
And open your book.  
Say the words  
And write with me.  
Let's start now. 1, 2, 3!

### Chorus



Listen and number.


a




b



c



d



5 Look at 4. Ask and answer.



What is it?

It's a chair.



THINK  
BIG

What do you take to class?

I will read a story about classroom objects.



Listen and read. What color is the marker?

## Classroom Colors

Look, Tim. What is it?

It's a pen.

1

Look! What are they?

They're pencils.

Yes, they're yellow pencils.

2

And what is it?

It's a marker.  
A red marker.

Yes! Good, Tim.

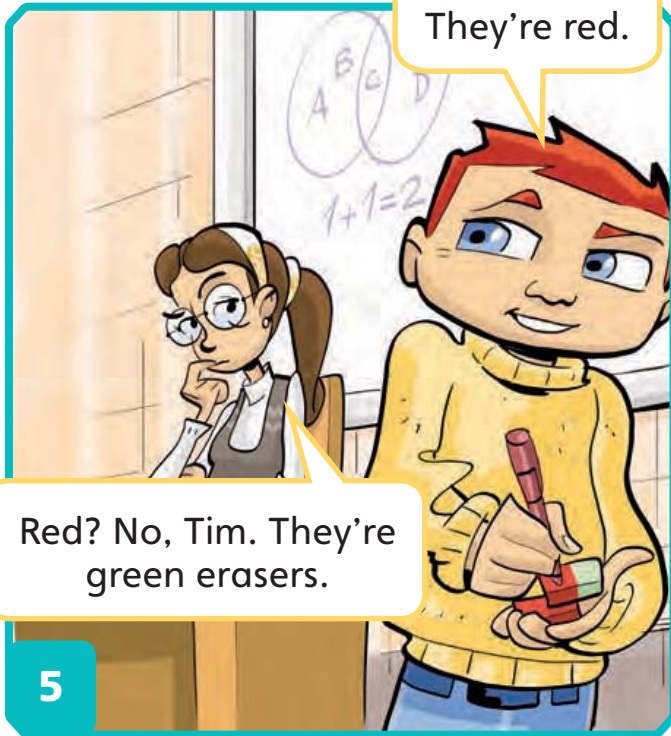
3

And what  
are they?

They're erasers.

And what color  
are they?

4



**7** Look at the story. Then circle.



**THINK  
BIG**

What happens next? Draw and say.



# Language in Action

I will listen to a dialog about classroom objects.

<sup>19</sup>  
8

**Listen and read. Then say.**

**Linda:** Hi! What's your name?

**Bobby:** My name is Bobby.

**Linda:** What is it?

**Bobby:** It's a yellow pencil.




9

**Look at 8. Role-play with a partner.**


<sup>20</sup>  
10

**Listen and circle.**

1




2



3



4



# Grammar

I will learn to use *What is it/are they? It's/They're...*





What is it?      It's a ruler.

What are they?      They're crayons.

It is = It's  
They are = They're



## Listen and stick.



## Work with a partner. Look at 11. Ask and answer.



What is it?

What are they?

It's...

They're...



I will learn to count to ten.

<sup>24</sup>  
**13** Listen and trace. Point and say.

1

one

2

two

3

three

4

four

5

five

6

six

7

seven

8

eight

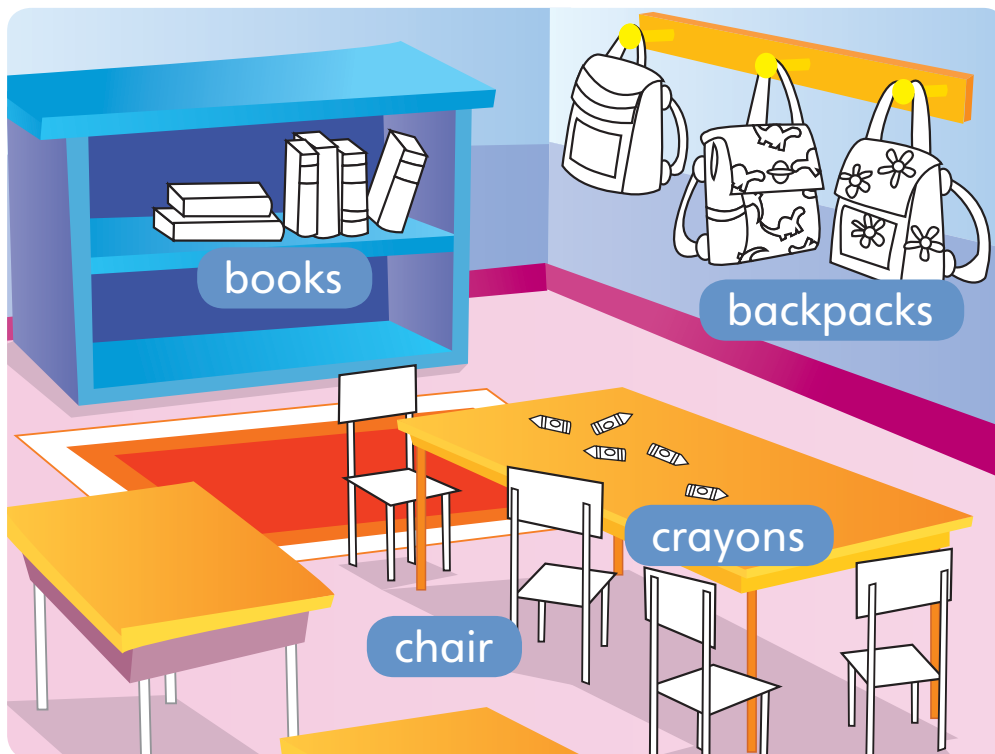
9

nine

10

ten

<sup>25</sup>  
**14** Listen. Count and color.



**THINK  
BIG**

Look around. What numbers do you see in your class?

I will learn about classrooms around the world.

<sup>26</sup> **15** Look, listen, and repeat.



1 Kenya


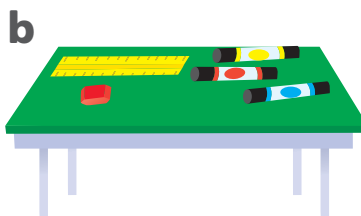


2 The United States of America



3 China

<sup>27</sup> **16** Listen. Match the desk with the person above.



**17** What do you have on your desk? Draw and say.



It's a... . They're... .

**THINK  
BIG**

What can you find in classrooms everywhere?