




CAMBRIDGE
UNIVERSITY PRESS

CAMBRIDGE Global English

Workbook 1

Elly Schottman, Caroline Linse
& Paul Drury



Second edition

Digital access



Cambridge Assessment
International Education

Endorsed for learner support



CAMBRIDGE
UNIVERSITY PRESS

CAMBRIDGE Global English

for Cambridge Primary English as a Second Language

Workbook 1

Elly Schottman & Caroline Linse

Contents

1	Welcome to school	8
1.1	Think about it: What can we do at school?	9
1.2	Let's explore: In the classroom	10
1.3	Global awareness: Children around the world	12
1.4	Use of English: This is my friend	14
1.5	Letters and sounds: The alphabet	16
1.6	Read and respond: What do you see?	18
1.7	Check your progress	20
2	Family time	22
2.1	Think about it: What do families do together?	23
2.2	Let's explore: At home	24
2.3	Maths: Let's count!	26
2.4	Use of English: What do you eat for breakfast?	28
2.5	Letters and sounds: Short a	30
2.6	Read and respond: Three families	32
2.7	Check your progress	34
3	Fun and games	36
3.1	Think about it: Let's have fun!	37
3.2	Let's explore: Can you do it?	38
3.3	Global awareness: Games from around the world	40
3.4	Use of English: Where is the duck?	42
3.5	Letters and sounds: Short u	44
3.6	Read and respond: The Ker-PLUNK	46
3.7	Check your progress	48

4	Making things	50
4.1	Think about it: What are they wearing?	51
4.2	Let's explore: Making puppets	52
4.3	Maths: Colourful quilts with shapes	54
4.4	Use of English: Painting a mural	56
4.5	Letters and sounds: Short e	58
4.6	Read and respond: The elves and the shoemaker	60
4.7	Check your progress	62
5	On the farm	64
5.1	Think about it: What can you find on a farm?	65
5.2	Let's explore: Living on a farm	66
5.3	Science: Life cycles	68
5.4	Use of English: What is happening on the farm?	70
5.5	Letters and sounds: Short l	72
5.6	Read and respond: The Little Red Hen	74
5.7	Check your progress	76
6	My five senses	78
6.1	Think about it: How do we use our five senses?	79
6.2	Let's explore! What do you hear?	80
6.3	Science: Using your five senses	82
6.4	Use of English: Sweet and loud	84
6.5	Letters and sounds: short o	86
6.6	Read and respond: Five friends and the elephant	88
6.7	Check your progress	90


7	Let's go!	92
7.1	Think about it: How do we travel around?	93
7.2	Let's explore: Vehicles	94
7.3	Science: Make a helicopter and a plane	96
7.4	Use of English: Describing things	98
7.5	Letters and sounds: Long e spelling ee	100
7.6	Read and respond: Travelling around	102
7.7	Check your progress!	104
8	Let's go!	106
8.1	Think about it: What can you see, hear and do?	107
8.2	Let's explore: Around the city	108
8.3	Global awareness: City living	110
8.4	Use of English: This or these?	112
8.5	Letters and sounds: -y endings	114
8.6	Read and respond: Sing a song of people	116
8.7	Check your progress	118
9	Wonderful water	110
9.1	Think about it: Why is water important?	111
9.2	Let's explore: Day by day	112
9.3	Science: Facts about water	114
9.4	Use of English: Things that float	116
9.5	Letters and sounds: Long a spellings ai and ay	118
9.6	Read and respond: The song of the toad	120
9.7	Check your progress	122

How to use this book



This workbook provides questions for you to practise what you have learned in class. There is a unit to match each unit in your Learner's Book.

Colour the stars at the beginning of each unit as you learn to do each thing.



Colour in the stars as you learn to do each thing.

- ★ I can say the name of things in our classroom.
- ★ I can name colours.
- ★ I can talk and write about what we do in school.
- ★ I can interview and introduce a friend.
- ★ I can read and write the letters of the alphabet.
- ★ I can read and talk about a story.

Tips to help you with your learning.




Writing tip

A name begins with a capital letter.

Adam

Words to help you with your writing.



It's OK, Rabbit.	Don't be scared, Rabbit.	I'm here with you.
A _____ is not scary.	Let's go look at it.	We can say 'hello'.



Each Use of English session is divided into three different levels. You can choose the level that is right for you.

Focus: these grammar questions help you to master the basics. →



Focus

1 Look at the pictures.

Complete the sentences using words from the box.



What are they doing?

- a He's playing football.
- b She's _____ a frog.
- c She's not _____ a snake.
- d He's _____ a picture.

playing	painting
making	wearing

What are they wearing?

- a She's making balloons and she's wearing a skirt.
- b He's playing football and he's _____ a hat.
- c He's painting a picture and he's _____.

Practice: these grammar questions help you to become more confident in using what you have learned. →



Practice


3 Complete the robot picture.

Read the sentences to finish drawing the robot.

- a The robot is on a table.
- b The robot is under an umbrella.
- c The left leg is next to the right leg.
- d The robot has a hat on his head.

Now write two more sentences and add to your picture.

- e The cat is _____ the robot.
- f _____



Challenge: these questions will make you think very hard. →

Challenge

Find something in your classroom that is made of metal or plastic. Draw a picture.

This is made of _____.




1

Welcome to school

Colour in the stars as you learn to do each thing.

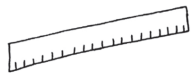
- 1 I can say the name of things in our classroom.
- 2 I can name colours.
- 3 I can talk and write about what we do in school.
- 4 I can interview and introduce a friend.
- 5 I can read and write the letters of the alphabet.
- 6 I can read and talk about a story.



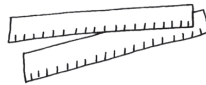
> 1.1 What do we do at school?

1 Count and write.

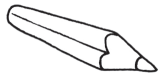
Write the numbers. Add an -s at the end of the words to show more than one.



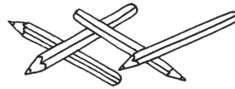
a ruler



2 rulers




a pencil



a book



a boy




a girl










2 Draw your face and colour your lunchbox.

Trace the words in the speech bubbles.



> 1.2 In the classroom













1 What's in your classroom? Trace the words and **circle** yes or no.

Classroom treasure hunt			
<p>an orange chair</p> <p>Colour the chair.</p>		yes	no
<p>a green pencil</p> <p>Colour the pencil.</p>		yes	no
<p>a red book</p> <p>Colour the book.</p>		yes	no
<p>a brown table</p> <p>Colour the table.</p>		yes	no
<p>a black crayon</p> <p>Colour the crayon.</p>		yes	no
<p>a clock</p>		yes	no
<p>a computer</p>		yes	no

2 Write your own *Hello school!* poem.

Choose words from the box.

Draw a picture. Read your poem to a partner.

boys 	books 	a clock 
girls 	chairs 	pencils 
children 	a table 	crayons 
a teacher 	a computer 	rulers 

_____ and _____

A list of rules

_____ and _____

Hello, school!



> 1.3 Children around the world



1 Write and draw.

Write 3 sentences about you. Draw a picture of you.

Choose words from the box.

What's your name?

My name is _____.

How old are you?

I am _____.

What do you do at school?

_____ at school.



Writing tip

A name begins with a capital letter.

← Adam

read



write



draw



sing



do maths




use computers



2 Fill in the chart.



Look at the chart. Answer the questions.



How do you go to school?						
I go by bus.	Lara	Aron	Tanya	Ali	Paco	
I go by car.	Kuldip	Marta	Sara			
I go by bicycle.	Lucas					
I walk.	Pablo	Dina				

Write your name on the chart.

- a How many children go by bus? 5
- b How many children go by car? _____
- c How many children go by bicycle? _____
- d How many children walk? _____
- e How do you go to school? _____



Challenge

Talk to your friend.

How does your friend go to school? _____



> 1.4 This is my friend

Focus

1 His and her.

Trace and complete the sentences.



My name is Fatima.
I am 7. My favourite
colour is red.


This is Fatima. She's 7.
Her favourite colour is red.



My name is Marat.
I am 8. My favourite
colour is green.

This is Marat. He's 8.
His favourite colour is green.

My name is _____. I'm _____.
My favourite colour is _____.




My name is Anuman.
I am 7. My favourite
colour is blue.

This is Anuman.
He's 7. His favourite
colour is blue.

Practice

2 Read and match.

Read the sentences carefully. Then colour and complete the pictures.



Her name is Lara.
 His book is green.
 His name is Aron.
 Her book is blue.
 He is 6.
 She is 7.

Challenge

3 Write about your friend.

Describe and draw your partner. Use his or her.

This is my friend.

_____ name is _____.

_____ favourite colour is _____.

_____ is 6 7 8 9.



> 1.5 The alphabet

1 Capital letters.

Trace and then write the missing capital letters. Say the rhyme.

A B ___ D E ___ G

We're in school, you and me.

H ___ J ___ L ___ N

I have a pencil. You have a pen.

O ___ Q R ___ T

Look around. What do you see?

U V ___ X Y ___

Put your hands on your head!



2 Trace and match.

Trace the letters. Match the letters to the pictures.

Bb Cc Ff Hh Tt Ll Rr Pp



3 **Word wall.**

Look at the box. What letter do the words begin with?

Write the words under **Bb** or **Cc** and draw pictures.

boy	bus
computer	clock
car	book

Bb

Cc

Challenge

Add one more word for each letter. Draw a picture.

b _____



c _____



4 **Mystery words.**

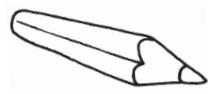
Look at the first letter of the missing words.

Draw a line to the picture that begins with that letter.

a I see a t_____.

b I see a p_____.

c I see a c_____.



> 1.6 What do you see?

1 Would you see it in the classroom or outside?

Draw a line from the small pictures to the big picture.



clock



whiteboard



car



flowers



birds

2 How do you feel when you see these things?

Write the word and draw the face.




happy

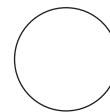


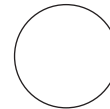
curious




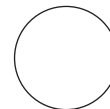
surprised




















3 Write and draw.

What do you see on your way to school, and how do you feel?

Choose words from the box.

Draw a picture.

Read your story to a partner.

sky		leaves		a bee	
grass		flowers		a lizard	
trees		a wall		birds	







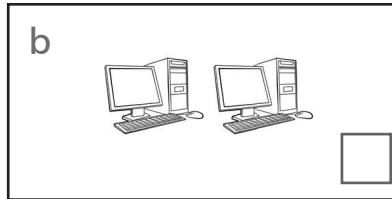



On the way to school, I see _____

I feel _____ 

> 1.7 Check your progress

Listen to your teacher. Tick (✓) the correct pictures.



Listen and colour.

