



CAMBRIDGE
UNIVERSITY PRESS

CAMBRIDGE Global English

Workbook 2

Elly Schottman & Caroline Linse



Second edition

Digital access

 Cambridge Assessment
International Education

Endorsed for learner support



CAMBRIDGE
UNIVERSITY PRESS

CAMBRIDGE Global English

for Cambridge Primary English as a Second Language

Workbook 2

Elly Schottman, Paul Drury & Caroline Linse

Series Editor: Kathryn Harper

Contents

1	A day at school	10
1.1	Words around us	11
1.2	Our busy classroom	12
1.3	Inside a book	14
1.4	Talking about possessions	16
1.5	Review of short vowels	18
1.6	My school	20
1.7	Check your progress	22
2	Good neighbours	24
2.1	People in your neighbourhood	25
2.2	Jobs	26
2.3	Where do you live?	28
2.4	Saying where things are	30
2.5	Vowels followed by <i>r</i>	32
2.6	<i>A lot of kids</i>	34
2.7	Check your progress	36
3	Ready, steady, go!	38
3.1	Different ways to move	39
3.2	Healthy and strong	40
3.3	What can birds do?	42
3.4	Describing ongoing actions	44
3.5	Long vowel sounds	46
3.6	<i>Bear and Turtle have a race</i>	48
3.7	Check your progress	50

4	The big sky	52
4.1	What do you know about shadows?	53
4.2	Light and shadow	54
4.3	The Sun, Earth, Moon and stars	56
4.4	Using the past simple	58
4.5	Long <i>i</i>	60
4.6	Our trip to the Moon	62
4.7	Check your progress	64
5	Let's measure	66
5.1	Using numbers	67
5.2	Shapes, patterns and numbers	68
5.3	How did people measure long ago?	70
5.4	Using the past simple (irregular verbs)	72
5.5	Words that sound the same	74
5.6	Many ways to count to ten	76
5.7	Check your progress	78
6	All about bugs	80
6.1	Bugs and other garden animals	81
6.2	Crickets and other insects	82
6.3	Ants and spiders	84
6.4	Writing questions	86
6.5	Rhyming words, words with long e	88
6.6	<i>Little Ant</i>	90
6.7	Check your progress	92

How to use this book



This workbook provides questions for you to practise what you have learned in class. There is a unit to match each unit in your Learner's Book.

Colour the stars at the beginning of each unit as you learn to do each thing.

1

A day at school

Colour in the stars as you learn to do each thing.

1 I can talk about classroom objects and school activities.

2 I can talk about the time and days of the week.

3 I can talk about parts of a book.

3.3 What can birds do?
I can talk about who things belong to.

4

5

1 Draw a line to finish the sentences.

I can read and write words with short vowel sounds.

All animals can move.

All animals can read and write about schools.

Most birds build nests.

Most birds can swim.

e Some birds can fly.

f Some birds can't fly.

Tips to help you with your learning.

Language Focus

all	most	some

Words to help you with your writing.

2 Which bird? 5.6 Read and respond

Look at the chart. Read the sentence and find the bird.

2 Write the missing words.

a This bird can walk, fly and climb trees, but it can't swim. Use words from the box. came, very, said, must, first, was, new

b This bird can walk and fly, but it can't swim or climb trees. There ¹ _____ a contest in the forest.

All the animals ² _____ swim _____ walk _____ fly _____ climb trees

The Leopard ³ _____ ✓ _____, ✓ thank you for coming.

You ⁴ _____ throw this spear and quickly count to ten. ✓
parrot ✓
You must say "ten" before the spear hits the ground. ✓

The winner of the contest will be the ⁵ ✓ _____ ✓ king.'

The elephant was the ⁶ _____ to try.

'I'm ⁷ _____ big,' he said. 'I think I can do it.'



3 Complete the counting patterns.

Counting in twos is a counting pattern. Counting in tens is another counting pattern. Write the missing numbers in each pattern.

two four six _____ twelve

Each Use of English session is divided into three different levels. You can choose the level that is right for you.

Focus: these grammar questions help you to master the basics. →



Practice: these grammar questions help you to become more confident in using what you have learned. →



Challenge: these questions will make you think very hard. →

2.4 Saying where things are

Focus

1 next to, behind, between, opposite, on, under

All these people work in the community. Can you say who they are?
Read and label the workers.



6 All about bugs
window cleaner

nurse

6.4 Writing questions

Focus

1 Complete the questions

How many... do... What do...
Where do...



photographer

- The bus driver is **next to** the nurse.
- The reporter is **between** the police officer and the nurse.
- The police officer is **behind** the painter.
- The paint pot is **under** the painter's chair.
- The cat is **on** the farmer's shoulder.
- The photographer is **opposite** the news reporter.
- The fire fighter is **between** the photographer and the street cleaner.

3 Draw pictures of your very own bug.

30 Write about your bug. How many wings do butterflies have?

What is your bug's name?

Bee: Me too!

What does it look like?

2 Write these questions in the correct word order. Then answer.

Where does it live?
a have does many How a spider legs?

What does it eat?
b insects smell do How?


c do What eat crickets?

Writer's checklist

Begin each sentence with a capital letter.

Put a full stop at the end of each sentence.

86



Challenge


Would your own bug make a good indoor or outdoor pet? Why or why not?

1

A day at school

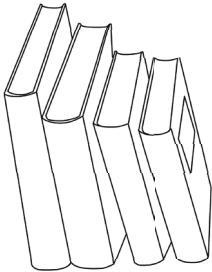
Colour in the stars as you learn to do each thing.

- 1 I can talk about classroom objects and school activities.
- 2 I can talk about the time and days of the week.
- 3 I can talk about parts of a book.
- 4 I can talk about who things belong to.
- 5 I can read and write words with short vowel sounds.
- 6 I can read and write about schools.



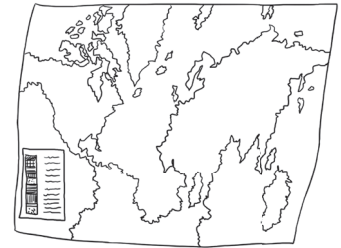
> 1.1 Words around us

1 Write and colour.

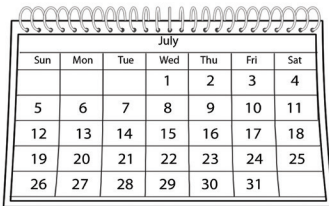


Colour two **books** blue.

Colour the **map** green.





Colour the **calendar** yellow.



Colour three **clocks** orange.

Colour the **tablet** red.



2 Which days do you go to school?

Circle the days you go to school.

~~Cross out~~ the days you do **not** go to school.

Monday

Tuesday

Wednesday

Thursday

Friday

Saturday

Sunday

Challenge

What is your favourite day of the week? _____





> 1.2 Our busy classroom

1 What time is it?

Look at each clock. Draw the missing clock hand to show the time.



3:00



11:00







4:00



9:00

2 What do you do every day at school?

Read each question. Tick (✓) yes or no.

	yes	no
Do you do maths every day? 		
Do you sing every day? 		
Do you do writing every day? 		
Do you have break time every day? 		

Challenge

What language do you speak in your maths class? _____



3 Draw and write: A book for me!

Draw the cover of a book you would like to read.

Write the name of the book on the cover.



4 Write about your book.

What is the book about? Does your book tell a story or give real information?

5 Check your writing.

Use these writing tips:

- The first word of a sentence begins with a capital letter.
This is a book.
- A name begins with a capital letter. **A**my.
- Most sentences end with a full stop. My book is about a lion.






> 1.3 Inside a book

1 Look at the book covers.

Draw a circle around each title.

Draw a line under the name of each author.



2 Choose a book.

Which of these books would you want to read?

3 Look at the contents page.

Which book does it come from?

How many chapters are in this book?

Which chapter looks the most interesting?

CONTENTS

Where do snakes live?.....2

What do snakes eat?.....8

Baby snakes.....12

Are snakes dangerous?.....16


4 Read and compare.

a In South Africa, Sizani and Nandi wear uniforms in their school.

Do you wear uniforms in your school?

What are you wearing now?

Draw a picture and label your uniform.



b In China, Li Wei and his friends use paint in their art class.

Do you have art class in your school?



What do you use to make art? **Circle** your answers.

Draw a line under the art materials you like best.



crayons



markers



paint



clay

Challenge



Find a book in your classroom with a contents page.

Title: _____

Author: _____


How many chapters are in the book? _____

> 1.4 Talking about possessions

Focus


1 Which box belongs to each person?

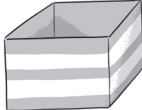
Draw lines to match.



2 Answer the questions.

Whose box is this?

a  It's _____.

b  It's _____.

c Which one is Lucy's box?

The _____ with _____.

Practice

3 Play a game.

Point to the things on your desk and make sentences.

This is Aida's book.

This book is mine.

4 What is missing?

Trace the objects then complete the phrases.




Oscar's skipping rope



_____ lunchbox



Leo's _____



Ivy's _____ and _____




_____ jumper

Challenge

5 Sort out your pencil cases.

Mix your pencil cases together, say what belongs to who.



> 1.5 Review of short vowels

1 Find the vowels.

Circle the letters that are vowels.

a H T I r
L A j E s G o b
g e r u

2 *sh, ch, th*

These letter combinations make a special sound.



shell



cheese



thumb

Write the missing letters in the words below.



fi__

30

__irty



__ildren

3 Just one letter is different.

These pairs of words are very similar! Just the vowel is different.
Write the correct vowel in each word.



sh__p



sh__p



p__n



p__n



b__g



b__g

4 What is it?

Write what each thing is. Use **a** or **an**.



ant



fish



octopus

Language Focus

We use **an** before a word that begins with a vowel.

It's **an** apple.



We use **a** before a word that begins with a consonant.

It's **a** banana.



a



It's _____

b



c



5 Read and draw.

Draw a big black bug in the box. Colour the box pink.

Draw a red hen next to the box.



> 1.6 My school



- 1 Look at the story about Fernando's school on page 24 of your Learner's Book. Answer the questions about your school.

The name of Fernando's school is Oceanside Primary School.

What is the name of your school? _____

Fernando's teacher is Ms Cruz.

What is your teacher's name? _____

In Fernando's classroom, there are tables and chairs.

There is a map and a calendar on the wall. What is in your classroom?

In science class, Fernando is learning about electricity.

What are you learning about in science?



Fernando goes outside for break time.

Where do you go for break time?



Fernando goes home from school at 2:00.

When do you go home from school? _____

2 Look at the pictures and write the words.

Use the box to help you.

maths pool paint marker science read play



m a r k e r
1



2



3 4



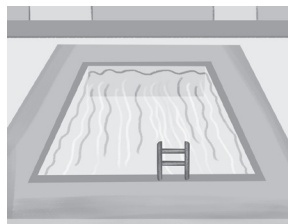
5 6



7 8



9



10 11 12



Look for the numbers above. Each number has a letter above it.

Find each number, and write the letter above it on the lines below. Then read the mystery sentence!

1 2 3 4 5 6 7 8 9 10 11 12



a _____






> 1.7 Check your progress

Listen to your teacher. Tick (✓) the correct pictures.

1 Find Shu Ling's pencil case.



2 What time is it?



3 What is Tom doing?



4 Which are John's?

