




CAMBRIDGE  
UNIVERSITY PRESS

# CAMBRIDGE Global English Starters

Learner's Book A

Kathryn Harper & Gabrielle Pritchard





CAMBRIDGE  
UNIVERSITY PRESS

# CAMBRIDGE

# Global English Starters

Learner's Book A

Kathryn Harper & Gabrielle Pritchard





# Welcome!



*Cambridge Global English* is a ten-stage course for learners of English as a Second Language (ESL). The ten stages range from the beginning of primary (Starters–Stage 6) to the end of lower secondary (Stages 7–9). It is ideal for all international ESL learners, and particularly for those following the Cambridge Primary and Lower Secondary English as a Second Language Curriculum Frameworks, as it has been written to adhere to this framework.

In addition to Learner's Book A, *Cambridge Global English Starters Activity Book A* provides supplementary support and practice. *Cambridge Global English Starters Fun with Letters and Sounds A* offers intensive practice in reading and writing the upper- and lower-case letters learnt in lesson 4a of each unit. Comprehensive support for teachers is available in the *Cambridge Global English Starters Teacher's Resource*.

The following icons are used in this Learner's Book:

-  Audio track number reference
-  Differentiation
-  Personalisation
-  Critical thinking

For further explanation please refer to the teacher's resource.



# Contents

## 1 Come into my class!

<b>Lesson 1</b>	Introduction to unit theme: The classroom Words: <b>crayon, paper, glue, paint, book, pencil</b>	4
<b>Lesson 2</b>	Story time: <i>The Classroom</i> Words: <b>red, blue, pencil case, teacher, drawings, paintbrush</b> Values: Why is it important to tidy up?	6
<b>Lesson 3</b>	Focus: Old and new Language and words: <b>What's this? It's a/an old/new+ (object). rubber, backpack, ruler</b> Song: <i>Let's make pictures</i>	10
<b>Lesson 4a</b>	Letters and sounds: <b>a, b, c</b>	12
<b>Lesson 4b</b>	Numbers: <b>1, 2</b>	13
<b>Lesson 5</b>	CLIL: Maths – shapes and colours	14
<b>Lesson 6</b>	Project: Make a school with shapes	16

## 2 Look at me!

<b>Lesson 1</b>	Introduction to unit theme: Faces Words: <b>hair, eyes, ears, mouth, nose, face, yellow, green</b>	18
<b>Lesson 2</b>	Story time: <i>Elephant and Mouse</i> Words: <b>big, small, long, see, hear, smell</b> Values: Why is it good to be different?	20
<b>Lesson 3</b>	Focus: Families Language & words: <b>I've got (big) (ears), mum, dad, sister, brother</b> Song: <i>My family</i>	24
<b>Lesson 4a</b>	Letters and sounds: <b>d, e, f</b>	26
<b>Lesson 4b</b>	Numbers: <b>3, 4</b>	27
<b>Lesson 5</b>	CLIL: Art – drawing faces	28
<b>Lesson 6</b>	Project: Make a class tree	30

## 3 Feelings

<b>Lesson 1</b>	Introduction to unit theme: Feelings Words: <b>happy, sad, cold, hot, hungry, thirsty</b>	32
<b>Lesson 2</b>	Story time: <i>Goldilocks and the 3 Bears</i> Words: <b>tired, hard, soft, angry, scared</b> Values: How can we be kind?	34
<b>Lesson 3</b>	Focus: Body language Language and words: <b>She/He's (happy), arms</b> Song: <i>How do you feel?</i>	38
<b>Lesson 4a</b>	Letters and sounds: <b>g, h, i</b>	40
<b>Lesson 4b</b>	Numbers: <b>1-4</b>	41
<b>Lesson 5</b>	CLIL: Science – hot and cold	42
<b>Lesson 6</b>	Project: Make a feelings face display	44

## Review Units 1–3

46

Please see the teacher's resource for complete scope and sequence.



# 1

# Come into my class!



1 Think about it What can we do in class?



1 Chant and clap.



Books, pencils, crayons,  
Paper, paints and glue,  
Help us with the things we do!

2 What can you see?

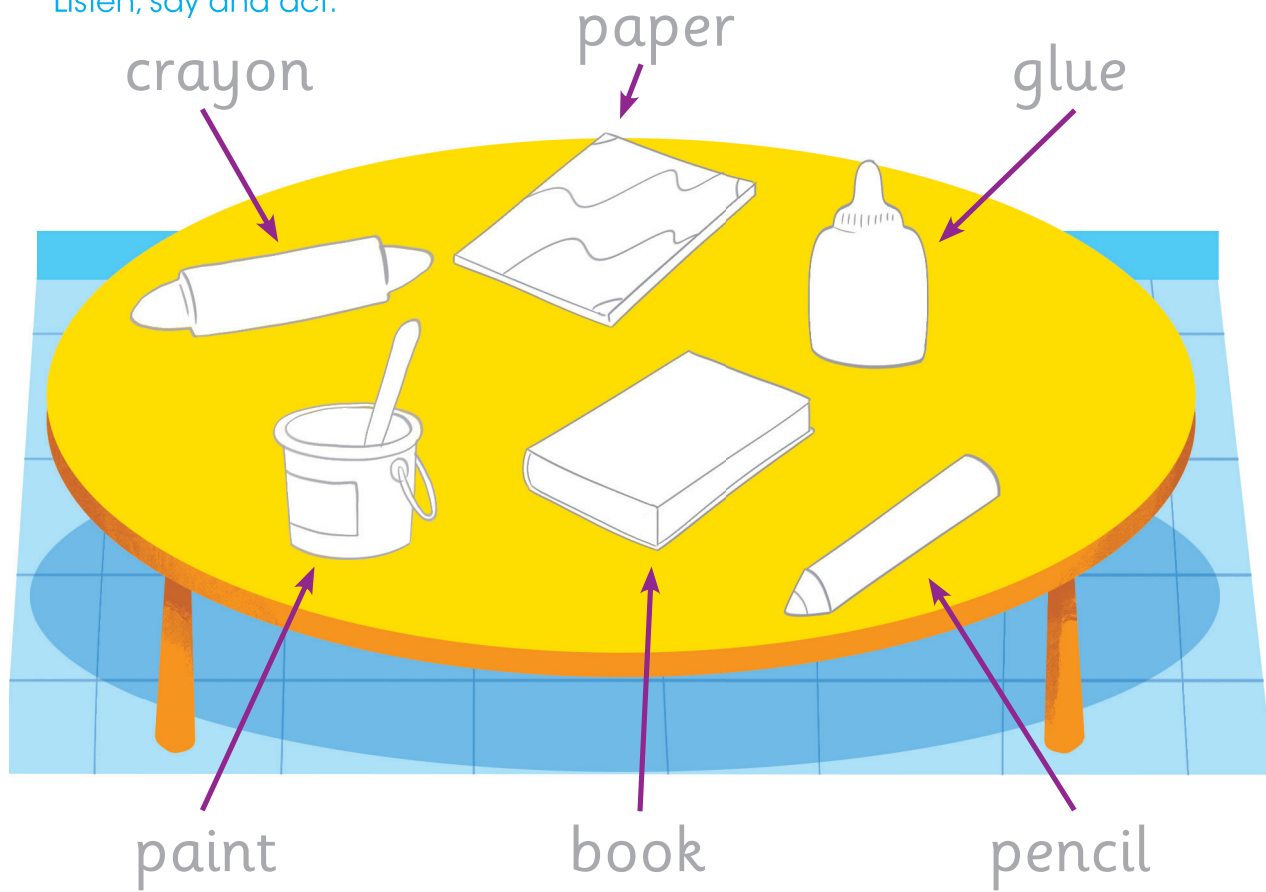
Explore the picture.





### 3 Listen and stick.

Listen, say and act.



### 4 Play the game.

Feel and guess.



## 2 Story time



# The Classroom



1 Listen and follow the story.

Find the school objects in the story. Then listen and follow the story.

1

Hello. I'm Nick .  
What's your name?

I'm Ella .

2

It's very dark .

Is this our classroom ?

3

What's that?

A pencil case   
and blue paint .

4

Let's paint.  
Whoops!

Look at the  
paintbrush !

5



Now the walls are blue 🎨!

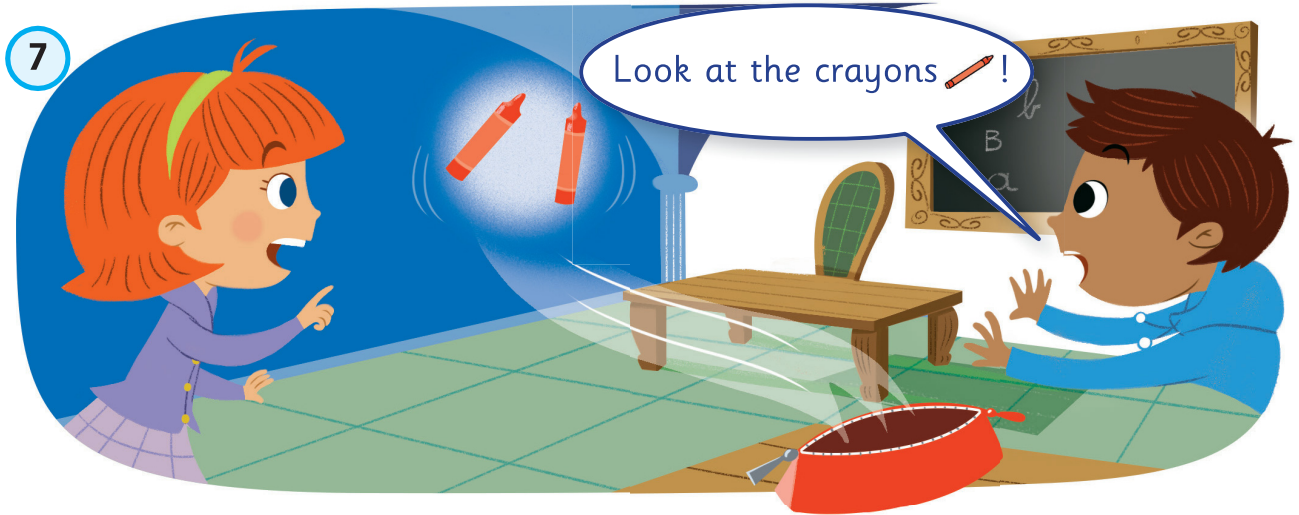
6



Look in the pencil case 📁.  
What is it?

1 ... 2 red crayons 🖍️.

7



Look at the crayons 🖍️!

8



Look at the drawings 🌀!

Wow!



9

Let's tidy up.  
Put the crayons  
in the pencil case,  
please.



10



11

Look at my classroom!



12


It's beautiful. Thank you.

You're welcome.



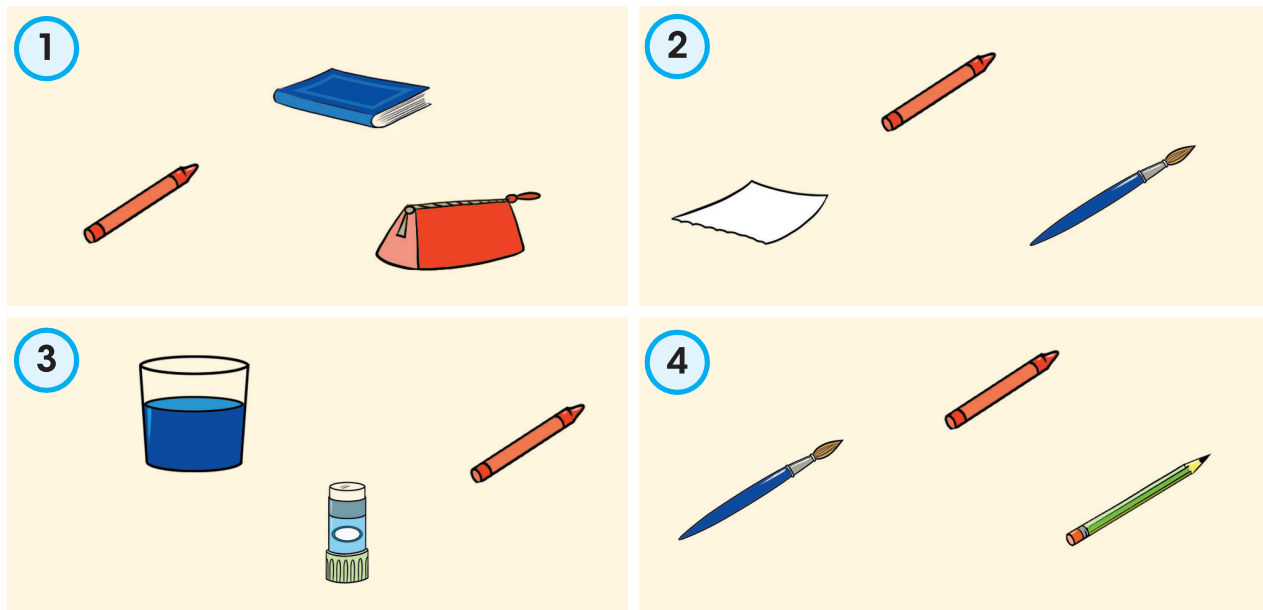
## 2 Look and match.

Then colour and say.



## 3 What isn't in the story?

Circle and say.



## 4 Act out the story.

### 5 Values

Why is it important to tidy up?