




CAMBRIDGE
UNIVERSITY PRESS

CAMBRIDGE Global English Starters

Learner's Book B

Kathryn Harper & Gabrielle Pritchard





CAMBRIDGE
UNIVERSITY PRESS

CAMBRIDGE

Global English Starters

Learner's Book B

Kathryn Harper & Gabrielle Pritchard





Welcome!



Cambridge Global English is a ten-stage course for learners of English as a Second Language (ESL). The ten stages range from the beginning of primary (Starters–Stage 6) to the end of lower secondary (Stages 7–9). It is ideal for all international ESL learners, and particularly for those following the Cambridge Primary and Lower Secondary English as a Second Language Curriculum Frameworks, as it has been written to adhere to these frameworks.

In addition to Learner's Book B, *Cambridge Global English Starters Activity Book B* provides supplementary support and practice. *Cambridge Global English Starters Fun with Letters and Sounds B* offers intensive practice in reading and writing the upper- and lower-case letters learnt in lesson 4a of each unit. Comprehensive support for teachers is available in the *Cambridge Global English Starters Teacher's Resource*.

The following icons are used in this Learner's Book:

-  Audio track number reference
-  Differentiation
-  Personalisation
-  Critical thinking

For further explanation please refer to the teacher's resource.



Contents

4 Play time!

Lesson 1	Introduction to unit theme: Play time! Words: ball, balloon, bike, game, kite, puzzle	4
Lesson 2	Story time: <i>Our fun day</i> Words: purple, pink, bounce, fly, scared, ride, play Values: How can we help others?	6
Lesson 3	Focus: Play and make Language and words: Can you (make)? Yes, I can. play, make, teddy bear, music, cake, climb a tree, tap knees, jump, bee, sing Song: <i>Can you climb a tree?</i>	10
Lesson 4a	Letters and sounds: j, k, l	12
Lesson 4b	Numbers: 5, 6	13
Lesson 5	CLIL: PE – fun exercises	14
Lesson 6	Project: Make a game	16

5 Let's eat!

Lesson 1	Introduction to unit theme: Food Words: apples, carrots, mangoes, onions, peppers, spinach	18
Lesson 2	Story time: <i>The greedy goat</i> Words: orange, brown, greedy, angry, goat, rabbit, duck Values: Why is it bad to be greedy?	20
Lesson 3	Focus: What do you like? Language & words: I (like/don't like), He/She (likes/doesn't like), They (like/don't like), potatoes, nuts, lettuce, rubbish bin Song: <i>That greedy goat</i>	24
Lesson 4a	Letters and sounds: m, n, o	26
Lesson 4b	Numbers: 7, 8	27
Lesson 5	CLIL: Science – sweet and salty foods	28
Lesson 6	Project: Make a poster puzzle	30

6 Let's listen!

Lesson 1	Introduction to unit theme: Music Words: fast, high, loud, low, quiet, slow	32
Lesson 2	Story time: <i>The tiger and the woodpecker</i> Words: tiger, woodpecker Values: Why do we say 'sorry'?	34
Lesson 3	Focus: What can you hear? Language and words: What can you hear? I can hear, drum, guitar, piano, flute, wind, bird Song: <i>What can you hear?</i>	38
Lesson 4a	Letters and sounds: p, q, r	40
Lesson 4b	Numbers: 1–8	41
Lesson 5	CLIL: Interpreting sounds, associating sounds with emotions	42
Lesson 6	Project: Make an instrument	44

Review Units 4–6

46

Please see the teacher's resource for complete scope and sequence.

4

Play time!



1 Think about it How do we have fun?

1 1 Chant and clap.




A puzzle or game,
A balloon or ball,
A bike or kite,
There's fun for all.

2 What can you see?

Explore the picture.




3 Listen, say and stick.



4 Play the game.

Can you remember the toys?
Pass the ball. Choose and say.




2 Story time

Our fun day



1 Listen and follow the story.

Look at the pictures. What are they playing with?



5

Let's try the bikes .

Can you ride a bike , Jake?



Yes!

6

This bike  is very big. I'm scared !




8


7

You can ride the bike  now.

Thank you.



Look! Can you find the pink ball ?





2a What can they do?

Look at the story and match.



Rami can



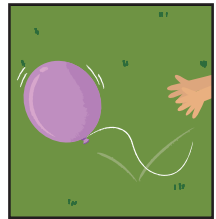
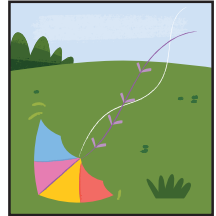
Jake can



Amaya can






Jake can't



2b Who can play the game?

Tick ✓.



3 What can you do with a ball and a balloon?

Talk.

4 Act out the story.

5 Values

How can we help others?