



CAMBRIDGE
UNIVERSITY PRESS

CAMBRIDGE Global English Starters

Learner's Book C

Kathryn Harper & Gabrielle Pritchard





CAMBRIDGE
UNIVERSITY PRESS

CAMBRIDGE

Global English Starters

Learner's Book C

Kathryn Harper & Gabrielle Pritchard





Welcome!



Cambridge Global English is a ten-stage course for learners of English as a Second Language (ESL). The ten stages range from the beginning of primary (Starters–Stage 6) to the end of lower secondary (Stages 7–9). It is ideal for all international ESL learners, and particularly for those following the Cambridge Primary and Lower Secondary English as a Second Language Curriculum Frameworks, as it has been written to adhere to these frameworks.

In addition to Learner's Book C, *Cambridge Global English Starters Activity Book C* provides supplementary support and practice. *Cambridge Global English Starters Fun with Letters and Sounds C* offers intensive practice in reading and writing of the upper- and lower-case letters learnt in lesson 4a of each unit. Comprehensive support for teachers is available in the *Cambridge Global English Starters Teacher's Resource*.

The following icons are used in this Learner's Book:

-  Audio track number reference
-  Differentiation
-  Personalisation
-  Critical thinking

For further explanation please refer to the teacher's resource.



Contents

7 Homes!

Lesson 1	Introduction to unit theme: What's in your home? Words: bedroom, bathroom, living room, kitchen, flat, house	4
Lesson 2	Story time: <i>Our wonderful home</i> Words: sofa, table, cooker, stairs, bed, toy box, shower, bath, black, white Values: Why is it important to share things?	6
Lesson 3	Focus: Identifying items in a house Language and words: It's a... It isn't a... There is... There are... Where's...? Is there...? Song: <i>Welcome to my animal home</i>	10
Lesson 4a	Letters and sounds: s, t, u	12
Lesson 4b	Numbers: 9, 10	13
Lesson 5	CLIL: Maths – seeing patterns	14
Lesson 6	Project: Design your own tree house	16

8 What do clothes tell us?

Lesson 1	Introduction to unit theme: Clothes for the weather Words: t-shirt, skirt, jumper, trousers scarf, hat	18
Lesson 2	Story time: <i>What's Granny making?</i> Words: jacket Values: How can you take care of your family?	20
Lesson 3	Focus: Wearing clothes for the weather Language & words: He/She's wearing (a hat), windy, rainy, sunny, sunglasses Song: <i>Can I go out to play?</i>	24
Lesson 4a	Letters and sounds: v, w, x	26
Lesson 4b	Numbers: Adding on 1 and 2	27
Lesson 5	CLIL: Social studies	28
Lesson 6	Project: Design and make clothes	30

9 In my garden

Lesson 1	Introduction to unit theme: Science and nature Words: plant, spider, bird, bee, ladybird, butterfly	32
Lesson 2	Story time: <i>Jack and the beanstalk</i> Words: cow, hungry, food, market, giant, beanstalk, up, down Values: How can we be safe?	34
Lesson 3	Focus: Identifying the positions of things Language and words: The bird is (in) the house, in, next to, on, under, flower, garden, knee Song: <i>In my garden</i>	38
Lesson 4a	Letters and sounds: y, z	40
Lesson 4b	Numbers: Adding on 1, 2, and 3	41
Lesson 5	CLIL: Science – life cycles	42
Lesson 6	Project: Go on a minibeast hunt	44

Review Units 7–9

46

Please see the teacher's resource for complete scope and sequence.

7

Homes!



1 Think about it What's in your home?



1 Chant and clap.





Is it in the bedroom or bathroom?
Is it in the living room or kitchen?
Where's the teeny, tiny mouse
... hiding in our house?

2 What can you see? Explore.



3 Listen, find and say.

Listen again and stick.



kitchen living room bathroom bedroom

4 Play the game.

Think of a room. Mime. Your friends guess the room.



2 Story time



Our wonderful home



1 Listen and follow the story.

Find the rooms in the story.

1



2



3



4



5



6



7



8



9



10



11



12



- 2a What kind of house do the family live in?
- 2b Which room is outside?
- 2c What unusual homes do you know about?
- 3 Look at the story. Play a game.



There's a brown toy box.



It's in a bedroom.



There are 2 green sofas.



They are in the living room.

4 Who doesn't like the new home?

Why? Why does she change her mind?

5 Values

Why is it important to share things?