

# CUTTING EDGE

NEW EDITION

STARTER

STUDENTS' BOOK

WITH DVD-ROM



SARAH CUNNINGHAM PETER MOOR  
CHRIS REDSTON AND ARAMINTA CRACE

ALWAYS LEARNING

PEARSON

# CONTENTS

Unit	Grammar focus	Vocabulary	Skills
<b>01</b> <b>NICE TO MEET YOU</b> page 06	<i>I/you and my/your</i> <i>a/an with jobs</i>	Jobs Alphabet Numbers 0–20	
<b>02</b> <b>AROUND THE WORLD</b> page 14	<i>be with I, you, he/she/it</i> <i>his/her/their and our</i>	Countries Nationalities Numbers (21–100) and 'How old ... ?'	
<b>03</b> <b>GOING PLACES</b> page 20	<i>this/that, these/those</i> <i>be with we and they</i>	Plural nouns Adjectives – opposites Food and drink	<b>Reading:</b> We're in New York! <b>Listening:</b> Food and drink
<b>04</b> <b>AROUND TOWN</b> page 28	Prepositions of place <i>there is and there are</i> <i>a/an, some, any and a lot of</i> (with <i>there is/are</i> )	Places in a town Natural features	<b>Reading:</b> Places to visit in York
<b>05</b> <b>HOME AND FAMILY</b> page 36	Possessive 's Present simple ( <i>I, you, we, they</i> ) Present simple questions ( <i>I, you, we, they</i> )	Family Verbs with noun phrases	<b>Reading:</b> Life in another country
<b>06</b> <b>THINGS YOU DO</b> page 42	Present simple ( <i>he, she, it</i> ) Present simple questions ( <i>he, she, it</i> )	Activities Likes and dislikes	<b>Listening:</b> Two lives <b>Reading:</b> A good match?

Pronunciation	Task	Language live	Study, Practice & Remember
Short forms: <i>am, is</i> Word stress: jobs and numbers	Ask for and give personal information <b>Preparation:</b> Listening <b>Task:</b> Speaking	<b>Speaking:</b> Saying hello and goodbye <b>Writing:</b> Write about yourself; sentences and questions	Study & Practice 1, page 98 Study & Practice 2, page 98 Study & Practice 3, page 99 Remember these words, page 99
Word stress: nationalities Sounds: <i>His</i> and <i>He's</i>	Do a quiz <b>Preparation:</b> Listening and reading <b>Task:</b> Speaking		Study & Practice 1, page 100 Study & Practice 2, page 100 Remember these words, page 101
Sounds: <i>th</i> Word stress: adjectives	Talk about your favourite food <b>Preparation:</b> Listening <b>Task:</b> Speaking	<b>Speaking:</b> In a café <b>Writing:</b> Holiday messages	Study & Practice 1, page 102 Study & Practice 2, page 102 Remember these words, page 103
Word stress: places and natural features Sounds: <i>th</i>	Talk about your home town <b>Preparation:</b> Listening <b>Task:</b> Speaking	<b>Speaking:</b> Asking for directions <b>Writing:</b> Your town	Study & Practice 1, page 104 Study & Practice 2, page 104 Study & Practice 3, page 105 Remember these words, page 105
Word stress: family words Sounds: possessive 's	Present your personal profile <b>Preparation:</b> Listening <b>Task:</b> Speaking		Study & Practice 1, page 106 Study & Practice 2, page 106 Study & Practice 3, page 106 Remember these words, page 107
Sounds: present simple verb endings with 's' and -es Linking: <i>Does he</i> and <i>Does she</i>	Giving information about someone <b>Preparation:</b> Listening <b>Task:</b> Speaking	<b>Speaking:</b> Making offers <b>Writing:</b> Your classmate; <i>and</i> and <i>but</i>	Study & Practice 1, page 108 Study & Practice 2, page 108 Remember these words, page 109

# CONTENTS

Unit	Grammar focus	Vocabulary	Skills
<b>07</b> <b>YOUR TIME</b> page 50	Frequency adverbs Present simple <i>Wh</i> - questions	Daily routines and times Days and times Prepositions with time expressions	<b>Reading:</b> Routines around the world <b>Listening:</b> The Kawhia Kai Festival
<b>08</b> <b>YOU CAN DO IT!</b> page 58	<i>can/can't</i> Questions with <i>can</i> Review of questions	Verbs: things you do Parts of the body	<b>Reading:</b> Amazing people! <b>Reading:</b> Seven international customs
<b>09</b> <b>NOW AND THEN</b> page 66	Past simple of <i>be</i> : <i>was/were</i>	Months of the year Ordinal numbers and dates Years	<b>Listening:</b> Special days <b>Reading:</b> In 1986 ...
<b>10</b> <b>FAMOUS LIVES</b> page 72	Past simple: regular verbs Past simple: irregular verbs	Life events	<b>Reading:</b> Vivienne Westwood: Queen of fashion
<b>11</b> <b>TRAVEL</b> page 80	Past simple: <i>Yes/No</i> questions Past simple <i>Wh</i> - questions	Transport and travel Time phrases Holiday activities	<b>Reading:</b> Transatlantic travel: the facts <b>Listening:</b> An amazing bike ride
<b>12</b> <b>WHAT DO YOU                      WANT?</b> page 88	<i>want</i> and <i>want to</i> <i>going to</i>	Verb phrases about wants Things you can buy Describing objects: colours and sizes	


Pronunciation	Task	Language live/ World culture	Study, Practice & Remember
Word stress: days of the week	Give a mini-talk <b>Preparation:</b> Listening <b>Task:</b> Speaking	<b>Speaking:</b> Making an arrangement <b>Writing:</b> Making arrangements by text message and email	Study & Practice 1, page 110 Study & Practice 2, page 110 Remember these words, page 111
Sounds: <i>can</i> and <i>can't</i> Word stress: parts of the body	Do a class survey <b>Preparation:</b> Listening and speaking <b>Task:</b> Speaking	<b>Speaking:</b> Making requests <b>Writing:</b> Describe your skills and interests	Study & Practice 1, page 112 Study & Practice 2, page 112 Remember these words, page 113
Strong and weak forms: <i>was</i> , <i>wasn't</i> , <i>were</i> and <i>weren't</i> Sounds: dates and months	Talk about your childhood <b>Preparation:</b> Listening <b>Task:</b> Speaking		Study & Practice 1, page 114 Study & Practice 2, page 114 Remember these words, page 115
Regular past simple forms: <i>-ed</i> endings Word stress: jobs	Do a quiz <b>Preparation:</b> Listening <b>Task:</b> Speaking	<b>Speaking:</b> Apologies and thanks <b>Writing:</b> Apologies and thanks	Study & Practice 1, page 116 Study & Practice 2, page 116 Study & Practice 3, page 117 Remember these words, page 117
Linking: <i>Did you ... ?</i> <i>Were you ... ?</i>	Interview your partner about a holiday <b>Preparation:</b> Listening <b>Task:</b> Speaking	<b>Speaking:</b> Travelling by train <b>Writing:</b> A blog about a journey	Study & Practice 1, page 118 Study & Practice 2, page 118 Remember these words, page 119
Sounds: <i>want to</i> and <i>want a</i> Weak forms: <i>going to</i>	Choose a present for someone you know <b>Preparation:</b> Listening <b>Task:</b> Speaking	<b>Speaking:</b> Saying goodbye <b>Writing:</b> Signing off	Study & Practice 1, page 120 Study & Practice 2, page 120 Remember these words, page 121

# 01

## NICE TO MEET YOU

### IN THIS UNIT

- Grammar: *I* and *you* (*I'm ... / Are you ...?*); *my* and *your* (*What's your name? / My name's ...*); *a/an* with jobs (*I'm a student. / Are you an actor?*)
- Vocabulary: Jobs; The alphabet / *How do you spell ...?*; Numbers 0–20 / *What's your phone number?*
- Task: Ask for and give personal information
- Language live: Saying hello and goodbye; Sentences and questions



### Grammar focus 1

#### Names and introductions: *I* and *you*; *my* and *your*

1 1.1 Listen to the conversations. Practise saying them.

- A: Hello, my name's Daniel.  
B: Hi, Daniel. I'm Eva. Nice to meet you.
- A: Hello, I'm Ben.
- A: Hi, I'm Tim.  
B: Hello, my name's Sam. Nice to meet you.

2a Complete the conversations with *I* and *my*.

- A: Hi, <sup>1</sup> \_\_\_\_\_ 'm Kate.  
B: Hello, Kate. <sup>2</sup> \_\_\_\_\_ name's James. Nice to meet you.
- A: Hello, <sup>3</sup> \_\_\_\_\_ name's Tom.  
B: Hi, Tom. <sup>4</sup> \_\_\_\_\_ 'm Juliet. Nice to meet you.
- A: Hello, <sup>5</sup> \_\_\_\_\_ name's Steve.  
B: Hello, Steve. <sup>6</sup> \_\_\_\_\_ name's Kara. Nice to meet you.

b 1.2 Listen and check.



## GRAMMAR

### *I and you; my and your*




I'm Vicky. (= I am)

My name's Vicky. (= name is)

Are **you** Sam?

What's **your** name? (= what is)

### 3 1.3 Look at the pictures and listen.



### 4a Choose the correct words.

- 1 Hello, **I / You** 'm Daniel.
- 2 Are **I / you** Tom?
- 3 Hi. Are **I / you** Sarah?
- 4 **I / You** 'm Anton.
- 5 Hello, **my / your** name's Kate.
- 6 What's **my / your** name?
- 7 **My / Your** name's Masumi.
- 8 Hi. What's **my / your** name?

### b 1.4 Listen and check.

## PRONUNCIATION

- 1 Listen again to sentences 5–8 in exercise 4.
- 2 Practise saying the sentences.

### 5a Complete the conversations with *I, my, you* or *your*.

- 1 A: Hello, \_\_\_\_\_ name's Harry.  
B: Hi, Harry. \_\_\_\_\_ 'm Sandra. Nice to meet you.
- 2 A: Are \_\_\_\_\_ Michael?  
B: Yes, that's right.
- 3 A: What's \_\_\_\_\_ name?  
B: \_\_\_\_\_ name's Simon Dodds.
- 4 A: Hi, \_\_\_\_\_ 'm Julia.  
B: Hello, Julia. \_\_\_\_\_ name's Jenny.
- 5 A: Are \_\_\_\_\_ Kim Watson?  
B: No, \_\_\_\_\_ 'm Kim Watts.
- 6 A: What's \_\_\_\_\_ name?  
B: \_\_\_\_\_ name's Mike.

### b 1.5 Listen and check.

### 6 Practise the conversations with other students. Use your names.

Hello, my name's Alex.

Hi, Alex. I'm Carla. Nice to meet you.



## Vocabulary

### Jobs

1 1.6 Look at the photos. Listen and say the jobs.

- |                 |                           |
|-----------------|---------------------------|
| waiter/waitress | businessman/businesswoman |
| engineer        | actor                     |
| teacher         | police officer            |
| accountant      | shop assistant            |

### PRONUNCIATION

1 Listen again to the jobs in exercise 1. Mark the stress.

teacher      waiter

2 Listen again and practise saying the jobs.

## Grammar focus 2

### a/an with jobs

1 1.7 Listen and complete the sentences.

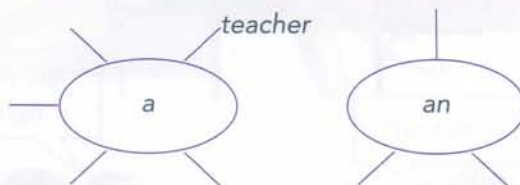
- 1 My name's Antonia. I'm a \_\_\_\_\_.
- 2 Hello, I'm Denise. I'm a \_\_\_\_\_.
- 3 Hi, I'm Joshua. I'm a \_\_\_\_\_.
- 4 My name's Bradley. I'm an \_\_\_\_\_.
- 5 Hello, my name's Tina. I'm a \_\_\_\_\_.
- 6 My name's Lewis. I'm an \_\_\_\_\_.
- 7 Hi, I'm Karis. I'm a \_\_\_\_\_.
- 8 Hello, my name's Jake. I'm an \_\_\_\_\_.

### GRAMMAR

#### a/an with jobs

<i>a</i> + vowel (a, e, i, o, u)	I'm <b>an</b> actor. I'm <b>an</b> engineer.
<i>a</i> + consonant (b, c, d, f, ...)	I'm <b>a</b> businesswoman. I'm <b>a</b> teacher.

2 Write the jobs in exercise 1 in the correct place.



3a Complete the conversations with *a* or *an*.

- 1 A: What's your job?  
B: I'm \_\_\_\_\_ teacher.
- 2 A: Are you \_\_\_\_\_ engineer?  
B: No, I'm \_\_\_\_\_ architect.
- 3 A: Are you \_\_\_\_\_ shop assistant?  
B: Yes, that's right.
- 4 A: Are you \_\_\_\_\_ student?  
B: No, I'm \_\_\_\_\_ accountant.

b 1.8 Listen and check.

4 Practise the conversations with other students. Change the jobs.

Are you a businessman?

No, I'm a teacher.





## Vocabulary

### Numbers 0–20

1a 1.13 Listen and say the numbers.

- |         |         |           |
|---------|---------|-----------|
| 1 one   | 5 five  | 9 nine    |
| 2 two   | 6 six   | 10 ten    |
| 3 three | 7 seven | 11 eleven |
| 4 four  | 8 eight | 12 twelve |

b 1.14 Listen and write the numbers you hear.

c Write the numbers from exercise 1b in words.

2 Work in pairs. Write a number (0–12). Your partner says the number.

3a 1.15 Listen and say the numbers.

- |             |              |
|-------------|--------------|
| 13 thirteen | 17 seventeen |
| 14 fourteen | 18 eighteen  |
| 15 fifteen  | 19 nineteen  |
| 16 sixteen  | 20 twenty    |

b 1.16 Listen and write the numbers you hear.

### PRONUNCIATION

1 1.17 Listen and mark the stress on numbers 0–20.  
zero, oñe,

2 Listen again and practise saying the numbers.

4a 1.18 Listen to the conversations and complete the phone numbers.

#### Conversation 1

A: What's your phone number?

B: My phone number's 0134 \_\_\_ 45 \_\_\_ 22 \_\_\_.

#### Conversation 2

A: What's your phone number?

B: It's 0775 \_\_\_ 909 \_\_\_\_\_.

#### Conversation 3

A: What's your phone number?

B: My phone number is 07 \_\_\_\_\_ 887 \_\_\_\_\_.

b Work in pairs. Listen again and repeat the conversations. Then practise using different phone numbers.

# Task

## Ask for and give personal information

### Preparation Listening

1 1.19 Listen to four conversations. Tick the information they give.

- first name
- email address
- job
- phone number
- surname

2 Listen again and complete the information.

A

First name	Irina
Surname	1 _____
Phone number	07789 223433
Email address	tara12@global.com

B

First name	James
Surname	White
Phone number	2 _____
Email address	white.j20@ tmail.com

C

First name	Barbara
Surname	3 _____
Phone number	07404 772698
Email address	4 _____

D

First name	Yasir
Surname	5 _____
Phone number	6 _____
Email address	yasir15@newmail.com

3 Listen again and tick the phrases you hear in the Useful language box (a and b).



## Task Speaking

### USEFUL LANGUAGE

- 1a** Match the questions in the Useful language box with the headings below.
- First name • Surname • Phone number • Email address
- b** Write answers to the questions using your personal information.
- 2** Ask three students questions about their personal information and complete the tables below.
- > Useful language a and b

#### a Questions

What's your name?  
 What's your first name?  
 What's your surname/name?  
 How do you spell it?  
 What's your job?  
 What's your phone number?  
 What's your email address?  
 Are you (Yasir)?

#### b Answers

My first name's (Irina).  
 My surname's (Tarasova).  
 My email address is (white.j20@tmail.com).  
 Yes, that's right. I'm (Yasir).  
 My phone number is (07456 141698).

**A**

First name	
Surname	
Phone number	
Email address	

**B**


First name	
Surname	
Phone number	
Email address	

**C**

First name	
Surname	
Phone number	
Email address	

- 3** Work in pairs and take turns to give your personal information.

*My first name's Eddie and my surname's Alessi.  
 My phone number is ...*



### SHARE YOUR TASK

Practise saying your personal information.

Film/Record yourself saying your personal information.

Share your film/recording with other students.

# LANGUAGE LIVE



Hello

Nice to meet you

## Speaking

### Saying hello and goodbye

1 Watch the video and tick the phrases you hear.

- 1 How are you?
- 2 Hi, I'm Mark.
- 3 Nice to meet you.
- 4 What's your name?
- 5 How do you spell it?
- 6 This is Andrew.
- 7 Goodbye! See you again!

2 Watch again and match the sentence pairs.

- 1 How are you?
- 2 Hi, I'm Mark.
- 3 Nice to meet you.
- 4 What's your name?
- 5 How do you spell it?
- 6 This is Andrew.
- 7 Goodbye, Mark. See you again!

- a Hello, Mark.
- b Hello, Andrew.
- c I'm fine. How are you?
- d Goodbye. See you again!
- e My name's ...
- f Nice to meet you.
- g S-I-...

## PRONUNCIATION

1 Watch and listen to the key phrases.

2 Practise saying them.

3 Choose the correct answer (a, b or c).

- 1 How are you?  
a I'm fine.  
b My name's John.  
c Nice to meet you.
- 2 What's your name?  
a Hello, Kate.  
b My name's Jo.  
c See you again.
- 3 How do you spell your name?  
a L-I-A.  
b My name's Lia.  
c Nice to meet you.

4a Complete the conversations.

fine Hi name Nice This See spell

- 1 A: How are you?  
B: I'm \_\_\_\_\_. How are you?
- 2 A: \_\_\_\_\_! I'm Simon.  
B: \_\_\_\_\_ to meet you, Simon.
- 3 A: What's your \_\_\_\_\_?  
B: My name's Kara.  
A: How do you \_\_\_\_\_ it?
- 4 A: \_\_\_\_\_ is Adam.  
B: Hello, Adam.
- 5 A: Goodbye, Paola. \_\_\_\_\_ you again!  
B: Goodbye!

b Work in pairs and practise the conversations. Use your own names.

# Writing

## Sentences and questions

1 Circle the full stops and underline the question marks in the conversation.

- A: Hello. What's your name?  
 B: My name's Jan.  
 A: How do you spell it?  
 B: J-A-N.  
 A: Hello, Jan.

2a Read the information about full stops and question marks.

- We use a full stop (.) at the end of a sentence.  
*Nice to meet you.*
- We use a question mark (?) at the end of a question.  
*How are you?*

b Tick the correct sentences and cross the incorrect sentences.

- What's your name. x  
 What's your name? ✓
- 1 a My name's Tom. x  
 b My name's Tom?  
 2 a Are you Frida Jonsson.  
 b Are you Frida Jonsson?  
 3 a No, I'm Maria Jonsson.  
 b No, I'm Maria Jonsson?  
 4 a How do you spell your name?  
 b How do you spell your name.

3 Complete the conversations with full stops and question marks.

- 1 A: Are you Jo White \_\_\_\_  
 B: Yes \_\_\_\_  
 A: Hello \_\_\_\_ I'm Paul Gray \_\_\_\_  
 B: Nice to meet you \_\_\_\_
- 2 A: How are you \_\_\_\_  
 B: I'm fine \_\_\_\_ How are you \_\_\_\_  
 A: I'm OK \_\_\_\_
- 3 A: My name's Helen \_\_\_\_  
 B: What's your email address \_\_\_\_  
 A: It's *helendesanto@bp.com* \_\_\_\_  
 B: How do you spell it \_\_\_\_



4a Read the information about capital letters.

We use capital letters:

- with names.  
*David Williams Julia Kay*
- at the beginning of a sentence.  
*Hello, my name's Michael.*  
*Nice to meet you!*

b Write capital letters in the correct places.

- 1 my name's andrew.  
 2 are you a teacher?  
 3 My name is tom woods. i'm an actor.  
 4 hello, tom. nice to meet you.  
 5 how do you spell your first name?  
 6 i'm anna. i'm a student.  
 7 are you david?  
 8 what's your name?

5a Complete the information with the words in the box.

a email address is my name phone number



My first <sup>1</sup> \_\_\_\_\_ 's Ewa and  
<sup>2</sup> \_\_\_\_\_ surname <sup>3</sup> \_\_\_\_\_  
 Krupka. I'm <sup>4</sup> \_\_\_\_\_ businesswoman.  
 My <sup>5</sup> \_\_\_\_\_ is *ewa@solutions.com*  
 and my <sup>6</sup> \_\_\_\_\_ is 09399 375292.

b Complete the table with information about Ewa and then with information about you.

	Ewa	you
first name		
surname		
job		
email address		
phone number		

6 Write a paragraph about you. Use the example in exercise 5a to help you. Use capital letters where necessary.

### AFTER UNIT 1 YOU CAN ...

Introduce yourself and greet someone.

Ask for and give personal information.

Begin and end simple conversations.



Write a short paragraph about yourself.

# 02

## AROUND THE WORLD

### IN THIS UNIT

- Grammar: *be* with *I, you, he/she/it (She/He's from ...); his/her (What's his/her name? His/Her name's ...)*
- Vocabulary: Countries and nationalities; Numbers (21–100) and *How old ...?*
- Task: Do a quiz



### Vocabulary Countries

1a 2.1 Listen and say the countries.

Australia Brazil China Egypt England  
Italy Japan Russia the USA Vietnam

b Which of the countries in the box can you see in the photos?

2 Work in pairs. Write the name of:

- 1 your country.
- 2 a country near your country.
- 3 a country with the same language as your country.

### Grammar focus 1 *be* with *I* and *you*

1 2.2 Listen to two conversations. Number the sentences in the order you hear them.

#### Conversation 1

No, I'm not.  
Are you from Brazil? 1  
I'm from Italy.  
Oh. Where are you from?

#### Conversation 2

Where are you from?  
The USA? No, I'm not.  
I'm from England.  
Are you from the USA? 1

## GRAMMAR

### be with I and you

+	I'm from Russia. (= I am) You're from Australia. (= you are)
-	I'm not from Italy. (= I am not) You aren't from Egypt. (= are not)
?	Where are you from? Are you from Spain? Yes, I am. / No, I'm not.

### 2a 2.3 Complete the conversation. Listen and check.

are I 'm not you

- A: Where <sup>1</sup> \_\_\_\_\_ you from?  
 B: I <sup>2</sup> \_\_\_\_\_ from Australia. And you?  
 A: <sup>3</sup> \_\_\_\_\_ 'm from Italy.  
 B: Really? Are <sup>4</sup> \_\_\_\_\_ from Rome?  
 A: No, I'm <sup>5</sup> \_\_\_\_\_. I'm from Milan.

- b Practise saying the conversation. Use different countries and cities.

## Grammar focus 2


### be with he, she and it



Daniel Day Lewis is an actor. He's from London in England. Rebecca Miller is a director. She's from Connecticut in the USA.



### 1a Read the information.

- b  2.4 Match questions 1–5 with answers a–e. Listen and check.

- Is Daniel Day Lewis a director?
- Is he from England?
- Is London in the USA?
- Is Rebecca Miller from England?
- Where's Connecticut?

- Yes, he is.
- No, he isn't. He's an actor.
- No, she isn't. She's from the USA.
- It's in the USA.
- No, it isn't. It's in England.

## GRAMMAR

### be with he, she and it

+	He's from England. (= he is) It's in the USA. (= it is)
-	She isn't from England. (= is not) It isn't in Australia. (= is not)
?	Where's she from? (= is she) Is he from Russia? Yes, he is. / No, he isn't. (= is not)

### 2 2.5 Complete the conversations with is, 's or isn't. Listen and check.

- A: \_\_\_\_\_ your teacher from Australia?  
B: No, she \_\_\_\_\_.
- A: Where \_\_\_\_\_ Nawal El Saadawi from?  
B: She \_\_\_\_\_ from Egypt.
- A: \_\_\_\_\_ Barack Obama from the USA?  
B: Yes, he \_\_\_\_\_.
- A: \_\_\_\_\_ your best friend from Russia?  
B: No, he \_\_\_\_\_.
- A: Where \_\_\_\_\_ Dilma Rousseff from?  
B: I don't know.



Stephanie Rice



Vladimir Putin



Lang Lang



Neymar



Adele



Oprah Winfrey

- 3 Work in pairs. Look at the people in the photos. Ask and answer questions about them. Use the countries in the box.

Australia Brazil China England Russia the USA

Where is Stephanie Rice from?

She's from Australia.