

Gregory J. Manin Alicia Artusi Robert Quinn
Alistair McCallum Claire Thacker Susan Banman Sileci



engage

Special edition



Student Book & Workbook



OXFORD

Gregory J. Manin Alicia Artusi Robert Quinn

engage

Special edition



Student Book

2

OXFORD
UNIVERSITY PRESS

The structure of Engage

Introducing the topic

Vocabulary

- These pages give the objectives of the unit and are an illustrated presentation of the vocabulary related to the unit topic. They are followed by consolidation activities.



Exploring the topic

Reading

- The reading texts use a variety of different genres. The reading text is supported by activities which develop the ability to extract and interpret information, and encourage personalization.

Grammar

- Grammar pages formally present a single point, or two related points, followed by practice activities. At the bottom of the page there is a personalization activity (Over to you!).


Building the topic

Vocabulary

- This introduces a new, related, set of words which are taught, modeled, and practiced.

Grammar

- The second grammar page develops or expands on the grammar point of the unit. At the bottom of the page there is a personalization activity (Over to you!).



Living English

Reading


- The reading texts introduce a variety of different genres and are more extensive than those in Exploring the topic. The reading text is supported by activities which develop the ability to extract and interpret information and encourage personalization.

Listening

- The listening activities follow on from the reading topic and are followed by practice activities.

Speaking

- The speaking activities follow on from the listening activities. There are also pronunciation activities. Finally there is a personalization activity.



Round-up

Writing


- Writing lessons are based around a model text and are the opportunity to put into practice everything learned in the unit.

I can...

- This section provides an opportunity to review and reflect on progress through self-assessment.

Puzzles

- The puzzles are a fun way of practicing and reinforcing skills learned in the unit.




Review

- The review pages appear after every two units and consolidate the grammar and vocabulary of the unit.



Magazine

- The magazine pages appear after every two units. They focus on a topic which relates to or builds on the topic of the preceding units, and expand global awareness. They provide further opportunities for personalization, critical thinking, and project work.



Workbook

- The Workbook, which follows the Student Book, provides one page of grammar reference, and four pages of additional practice activities, for each unit.




Online Practice

- Extra grammar, vocabulary, and skills practice is available online, with automatic marking.

Student website

- The website contains fun vocabulary and grammar practice, with instant feedback, and webquests with links to authentic websites.



Contents

		Grammar	Vocabulary
Welcome page 6			
1	My time page 12	Gerunds (-ing form) <i>have to</i>	Leisure activities Chores at home
2	Get moving! page 22	<i>can / can't</i> (rules) <i>too / not ... enough</i>	Transportation Opposite adjectives
Review A page 32			
Magazine A page 34			
3	Crime scene page 36	Past progressive (affirmative / negative) Past progressive (questions)	Conflict verbs Places in a street
4	Disaster! page 46	Past progressive and simple past Adverbs of manner	Natural disasters Adverbs of manner
Review B page 56			
Magazine B page 58			
5	What's your style? page 60	Short comparative adjectives Long comparative adjectives (<i>not</i>) <i>as ... as</i>	Hair and clothes Personality adjectives
6	Amazing places page 70	Superlative adjectives <i>should / shouldn't</i>	Adjectives for places Travel items
Review C page 80			
Magazine C page 82			
7	Sports world page 84	<i>be going to</i> (affirmative / negative) <i>be going to</i> (questions)	Sports Sports equipment
8	Having fun page 94	Present progressive for the future <i>I'd like ... / Would you like ...?</i>	Fun events Kinds of movies
Review D page 104			
Magazine D page 106			
Workbook page W2			

Reading		Listening		Speaking		Round-up	
Friend finder profiles Acting school Reading skills: Getting a general idea		New friends		Talking about likes and dislikes Pronunciation: Sentence stress		A personal profile Writing skills: Paragraphs Puzzles	
Adventure tourism and YOU! Space tourism		At the transportation museum Listening skills: Listening for key words		Talking about rules Pronunciation: Weak vowels (<i>can / can't</i>)		An e-mail about a trip Puzzles	
Witness statements Dumb criminals Reading skills: Using pictures and titles		Describing what you were doing		Expressing surprise Pronunciation: /u/ and /ʊ/ sounds		Telling a story Writing skills: Avoiding repetition Puzzles	
<i>The Impossible</i> : The movie A Story of Survival Reading skills: Summarizing a text		Apologizing Listening skills: Previewing the questions		Giving excuses Pronunciation: /i/ and /ɪ/ sounds		A movie summary Writing skills: Narrative linkers Puzzles	
Best friends, different styles Serious Styling		Comparing clothes Listening skills: Discussing your ideas		At a clothes store Pronunciation: Linked sounds		My favorite person Writing skills: Order of adjectives Puzzles	
That's a record! Youth travel Reading skills: Scanning quickly for information		At the travel agency		Giving advice Pronunciation: /s/ and /ʃ/ sounds		A vacation brochure Writing skills: Checking your grammar and spelling Puzzles	
Summer Sports Resolutions Hit the snow		Talking about vacation plans Listening skills: Predicting main ideas		Talking about plans Pronunciation: /g/ and /ŋ/ sounds		Summer sports plans Writing skills: <i>also</i> and <i>too</i> Puzzles	
Friend finder chat School news		Talking about arrangements		Making arrangements Pronunciation: <i>would you</i> elision		An invitation Writing skills: <i>so</i> Puzzles	

Welcome

OBJECTIVES

- weather, clothes, physical descriptions, possessions
- food and drink, jobs, music
- present progressive and simple present
- countable and uncountable nouns, *how much / many*
- possessive adjectives, *can / can't*
- *was/were*, simple past

Vocabulary


Weather

- 1 Fill in the blanks with the words below. Then listen, check, and repeat.

cloudy cold hot raining snowing stormy sunny windy



1 It's raining in Bangkok.



2 It's _____ in Chicago.



3 It's _____ in Lima.



4 It's _____ in Moscow.



5 It's _____ in Mumbai.



6 It's _____ in Sydney.



7 It's _____ in Tokyo.



8 It's _____ in Zurich.

2 Over to you!

What's the weather like today?

Clothes

- 3 Unscramble the letters. Then listen, check, and repeat.



- | | |
|--------------------------|-----------------------|
| 1 r h s i t <u>shirt</u> | 5 s e s l g a s _____ |
| 2 s p n a t _____ | 6 o t p _____ |
| 3 c s o s k _____ | 7 k s i t r _____ |
| 4 e h s s o _____ | 8 t o b o s _____ |

Physical descriptions

- 4 Fill in the blanks with the words below. Then listen, check, and repeat.

beard blond dark eyes hair mustache straight wavy



Lydia has light (1) blond hair and blue (2) _____. Her (3) _____ isn't wavy – it's long and very (4) _____.



Marcos has brown eyes and (5) _____ brown hair – it's short and (6) _____. He has a (7) _____, but he doesn't have a (8) _____.


5 Over to you!

Write sentences to describe a friend. Write about their physical appearance and the clothes they are wearing today.

Possessions

- 6 Match the pictures with the words below. Then listen, check, and repeat.

backpack belt bracelet earrings key key ring ~~ID card~~



- | | |
|------------------|---------|
| 1 <u>ID card</u> | 5 _____ |
| 2 _____ | 6 _____ |
| 3 _____ | 7 _____ |
| 4 _____ | |

Food and drink


- 1** **Fill in the blanks with the words below. Then listen, check, and repeat.**

apple coffee **eggs** French fries hamburger
milk pizza salad sausages soda



For breakfast, Miranda is having two (1) **eggs** with some (2) She's drinking (3)

For lunch, she's having a (4) with cheese, and some (5) She's drinking (6)



For dinner, Miranda's having some (7) with a green (8), and she's drinking (9) For dessert, she's having an (10)

- 2** **Over to you!**
What do you usually have for breakfast, lunch, and dinner? Make three lists and compare with a friend.

Jobs

- 3** **Fill in the blanks with the words below. Then listen, check, and repeat.**

architect artist fashion designer inventor
musician politician scientist writer

- Elvis Presley was a rock **musician**
- William Lamb was an He designed the Empire State Building.
- Agatha Christie was a famous She wrote mystery novels.
- John Logie Baird was the of the TV.

- Marie Curie was a She studied physics and chemistry.
- Gianni Versace was a He created beautiful clothes.
- Georgia O'Keeffe was an She painted many pictures.
- John F. Kennedy was a He was president of the U.S.

Music and musical instruments

- 4** **Unscramble the letters. Then listen, check, and repeat.**

- | | | | |
|----------|------------|------------|-------|
| 1 opp | pop | 5 slccasia | |
| 2 losu | | 6 zajz | |
| 3 geerga | | 7 noyctru | |
| 4 krco | | 8 par | |

- 5** **Listen and write the name of the instrument.**

bass drums guitar keyboard piano
saxophone trumpet violin

- | | | | |
|---------------|-------|---|-------|
| 1 bass | | 5 | |
| 2 | | 6 | |
| 3 | | 7 | |
| 4 | | 8 | |

- 6** **Over to you!**
Write sentences about the musical instruments you and other people play.

Nature

- 7** **Match the places. Then listen and check.**

- | | | |
|---------------|-------|--------------|
| 1 Kilimanjaro | | a a beach |
| 2 The Amazon | | b a desert |
| 3 Madagascar | | c a mountain |
| 4 Copacabana | | d an island |
| 5 Mount Fuji | | e a river |
| 6 The Sahara | | f a volcano |

Grammar

Present progressive (affirmative and negative)

1 Look at the chart. Fill in the blanks.

Affirmative	Negative
I'm working now.	I (1) 'm not working now.
You (2) working at the moment.	You aren't working at the moment.
He's / She's / It's working today.	He / She / It (3) working today.
We (4) / You're / They're working now.	We / You / They (5) working now.

2 Circle the correct words.

- We's / **We're** reading at the moment.
- He isn't / He aren't getting dressed now.
- I'm not / I aren't having dinner right now.
- Shes / She's posting a comment on the Internet.
- You're / You's doing an English exercise.
- They aren't / They isn't wearing jeans.

3 Complete the sentences with the verbs in parentheses. Use the present progressive.



- She **'s babysitting** (babysit) her brother.
- I (not watch) TV now.
- They (send) text messages.
- He (not wait) for the bus.
- You (not sleep) now.
- I (do) my homework.
- You (sit) in class now.
- We (not chat) online.

Present progressive (questions)

4 Look at the chart. Fill in the blanks.

Questions	Short answers
(1) Am I sitting right now?	Yes, I am. / No, I'm not.
(2) you reading now?	Yes, you are. / No, you aren't.
(3) he / she / it working today?	Yes, he / she / it is. No, he / she / it isn't.
(4) we / you / they eating now?	Yes, we / you / they are. No, we / you / they aren't.
Wh- questions	
Where (5) am I sitting now?	
What (6) he / she / it doing?	
Why (7) we / you / they laughing?	

5 Write questions with the present progressive. Then write affirmative (✓) or negative (X) answers.

- I / wear a baseball cap? (X)
Am I wearing a baseball cap? No, I'm not
- they / watch TV now? (✓)
.....
- she / have lunch at home? (X)
.....
- we / do a math test today? (✓)
.....

Present progressive and simple present

Take note!

- We use the present progressive to talk about things that are happening right now.
I'm wearing jeans today.
- We use the simple present to talk about regular activities and habits. We can also use adverbs of frequency with the simple present.
I often wear jeans to school.

6 Circle the correct form of the verb.

- I never **listen** / am listening to rock music.
- Kimiko eats / is eating lunch at the moment.
- They do / are doing their homework now.
- It usually rains / is raining in the spring.
- They have / are having a party today.


7 **Over to you!**

Write sentences about three activities you do regularly and one activity you are doing now.



a / an / some / any (countable nouns)

1 Complete the sentences with *a, an, some, or any*.



- 1 There's a sandwich on the table.
- 2 There aren't sausages.
- 3 Are there French fries?
- 4 Is there egg on the table?
- 5 There isn't banana.
- 6 There are green apples.

Uncountable nouns

2 Complete the chart with the words below.

backpack ~~baggage~~ banana bread
 car chair furniture hamburger
 music pasta sandwich song
 traffic water

Countable nouns	Uncountable nouns
backpack	baggage
.....
.....
.....
.....
.....

How much / many + quantifiers

3 Fill in the blanks with the words below.

a few a lot any many much none

Countable

How (1) many apples are there?
 There are a lot of apples.
 There are (3) apples.
 There aren't many apples.
 There aren't (5) apples.
 There are none.

Uncountable

How much juice is there?
 There's (2) of juice.
 There's a little juice.
 There isn't (4) juice.
 There isn't any juice.
 There's (6).

4 Circle the correct words.

- 1 There's a lot / many of pasta, but there aren't none / any sausages.
- 2 How many / much salad is there? There's a few / none.
- 3 There isn't any / many milk, but there's a little / any soda.
- 4 There aren't many / much eggs, and there isn't a little / much cheese.
- 5 How much / many strawberries are there? There are much / a few strawberries.

Possessive adjectives and pronouns

5 Look at the chart. Fill in the blanks.

Possessive adjectives	Possessive pronouns
It's my book.	It's (1) <u>mine</u> .
It's (2) book.	It's yours.
It's her book.	It's (3).
It's (4) book.	It's his.
It's our book.	It's (5).
It's your book.	It's (6).
It's their book.	It's (7).

6 Fill in the blanks with possessive adjectives and possessive pronouns.

- 1 It's your chair. It's yours.
- 2 They're hers. They're shoes.
- 3 It's my skateboard. It's.
- 4 They're. They're our books.
- 5 It's car. It's theirs.
- 6 They're. They're his DVDs.

can / can't (permission)

Take note!

- We use **can / can't** to ask for permission.
Can I go out tonight? Yes, you **can**.
Can I drive the car? No, you **can't**.

1 Match the sentences with the requests.

- There's a concert on Saturday. c
 - We saw a cat at the pet store today.
 - Our friends wear make-up to school.
 - I don't have any money for lunch.
 - Wow! I love your new car!
 - Mom! I hate the color of my hair.
- Can I borrow five dollars?
 - Can we go for a ride later, please?
 - Can we go with our friends?
 - Can we buy it, please?
 - Can I dye it, please?
 - Can we wear it, too?

Suggestions

2 Look at the pictures. Then complete the dialogues with the words below.



about don't go great idea **Let's**
 not OK think way what why

- A: **Let's** go to the library.
 B: I want to return some books.
- A: What going to the amusement park?
 B: Let's It's raining right now.
- A: don't we go to the swimming pool?
 B:! We can practice diving!
- A: Why we go to the coffee shop?
 B: No! We always go there.
- A: Let's to the museum.
 B: I don't so. It's boring.
- A: about going to the skating rink?
 B: That's a good! I love skating!

was / were

3 Look at the chart. Fill in the blanks.

Affirmative	Negative
I was at home.	I (1) wasn't at home.
You (2) bored.	You weren't bored.
He / She / It was nice.	He / She / It (3) nice.
We / You / They (4) students.	We / You / They weren't students.
Questions	Short answers
(5) I at home?	Yes, I was. No, I wasn't.
Were you bored?	Yes, you (6) No, you weren't.
(7) he / she / it nice?	Yes, he / she / it was. No, he / she / it wasn't.
Were we / you / they students?	Yes, we / you / they were. No, we / you / they (8)

4 Circle the correct word.

- You was / **were** in my math class last year.
- The boys **wasn't** / weren't very happy.
- My sister **wasn't** / weren't at the skating rink.
- We was / were hungry after the movie.
- I was / were with Ted at the amusement park.
- That pizza **wasn't** / weren't very good.



Simple past: affirmative (regular)

1 Complete the chart with the simple past affirmative forms of the verbs below.

arrive change chat copy crash create
die finish listen plan start stop study
try wait watch

Add -d	Add -ed	Change y to i and add -ed	Double the consonant and add -ed
arrived	crashed	copied	stopped
.....
.....
.....

Simple past: affirmative (irregular)

2 Fill in the blanks with the correct form of the irregular verbs.

Verb	Simple past
see	(1) saw
(2)	sank
break	(3)
(4)	taught
give	(5)
(6)	took
win	(7)
(8)	sang
hit	(9)
(10)	bought
go	(11)
(12)	had
run	(13)
(14)	spent
tell	(15)

Take note!

- In the simple past, each verb has only one affirmative form.
 - We use the same form for all singular and plural subjects.
- I / you / he / she / it / we / they arrived late.
I / you / he / she / it / we / they went home.

Simple past: negative and questions

Take note!

- In the simple past negative, we put *didn't* between the subject and the base form of the verb.
I / you / he / she / it / we / they *didn't* arrive late.
I / you / he / she / it / we / they *didn't* go home.
- To make questions, we put *did* before the subject. We can also use question words.
Did I / you / he / she / it / we / they arrive late?
Where did I / you / he / she / it / we / they go?

3 Make the affirmative sentences negative. Use the simple past.

- They finished class at ten o'clock.
They didn't finish class at ten o'clock
- He sang a song in the school concert.
.....
- I copied the words into my notebook.
.....
- The *Titanic* sank in the Pacific Ocean.
.....
- They chatted online yesterday.
.....
- You bought a computer last week.
.....

4 Rewrite the questions. Use the simple past.


- leg / When / Michael / his / break / did / ?
When did Michael break his leg ..?
- change / Tina / hair / Did / her / ?
.....?
- they / Italian / did / When / learn / ?
.....?
- into / car / Did / tree / the / crash / the / ?
.....?
- study / boys / Where / did / the / ?
.....?
- last / you / have / Did / party / week / a / ?
.....?

1 My time


Introducing the topic

Vocabulary

Leisure activities

1  Match the photos with the leisure activities below. Then listen, check, and repeat.

- 6 doing karate
- listening to music
- painting
- playing soccer
- playing the guitar
- reading magazines
- shopping
- using the computer

2  Listen to four people talking about leisure activities. Circle the correct activity for each person.

- 1 João: listening to music / playing soccer
- 2 Katya: reading magazines / playing the guitar
- 3 Le-kim: doing karate / shopping
- 4 Sandra: painting / using the computer

3 Write sentences about leisure activities. Use the words below.

awful boring exciting fun interesting OK

Doing karate is fun, but running is boring.

OBJECTIVES

- leisure activities
- gerunds (-ing form)
- chores at home
- *have to*
- talking about new friends and likes and dislikes
- writing a personal profile



Puzzle page 21, puzzle 1 



Friend finder

Do you want to make friends in other countries?
Try Friend finder!



Miguel

Hi! My name's Miguel and I live in San Juan, Puerto Rico. I'm fifteen years old, and I'm in high school. I love painting, and I also enjoy reading. Swimming and going to the beach are fun, too. I don't like playing soccer, and I hate running. Running is awful!

 **Make friends**
 **Chats**
 **Send a message**



Chun

Hi! My name is Chun. I'm sixteen years old, and I live in Shanghai, China. I'm in 8th grade. I love playing soccer. It's my favorite sport! Listening to music is fun, but I don't like singing. My voice is terrible, and my friends laugh at me!

 **Make friends**
 **Chats**
 **Send a message**



Marco

Hello. My name is Marco. I'm sixteen years old, and I live in Turin, Italy. I'm in 9th grade at school. I love playing computer games. I think they're awesome! I also like painting. I don't do a lot of sports, but I think playing basketball is fun. What do you think?

 **Make friends**
 **Chats**
 **Send a message**



Fernanda


Hey! My name is Fernanda. I'm fifteen years old, and I live in São Paulo, Brazil. I love going to the beach! I also like skateboarding, and I enjoy listening to music. My favorite singer is Selena Gomez. I hate shopping! It's so boring!

 **Make friends**
 **Chats**
 **Send a message**

Reading

1 Read the profiles quickly. Check (✓) the information that appears in the profiles.

name dislikes likes
 family age appearance

2  Read and listen to the profiles again. Fill in the blanks with the names of the people.

- Miguel loves painting and reading.
- _____ enjoys playing soccer.
- _____ likes skateboarding.
- _____ enjoys playing computer games.

- _____ hates running.
- _____ doesn't enjoy shopping.
- _____ doesn't like singing.
- _____ and _____ like going to the beach.

3 Complete the sentences with your opinions about leisure activities.

- I like _____.
- I love _____.
- I think _____ is OK.
- I don't like _____.
- I hate _____.