

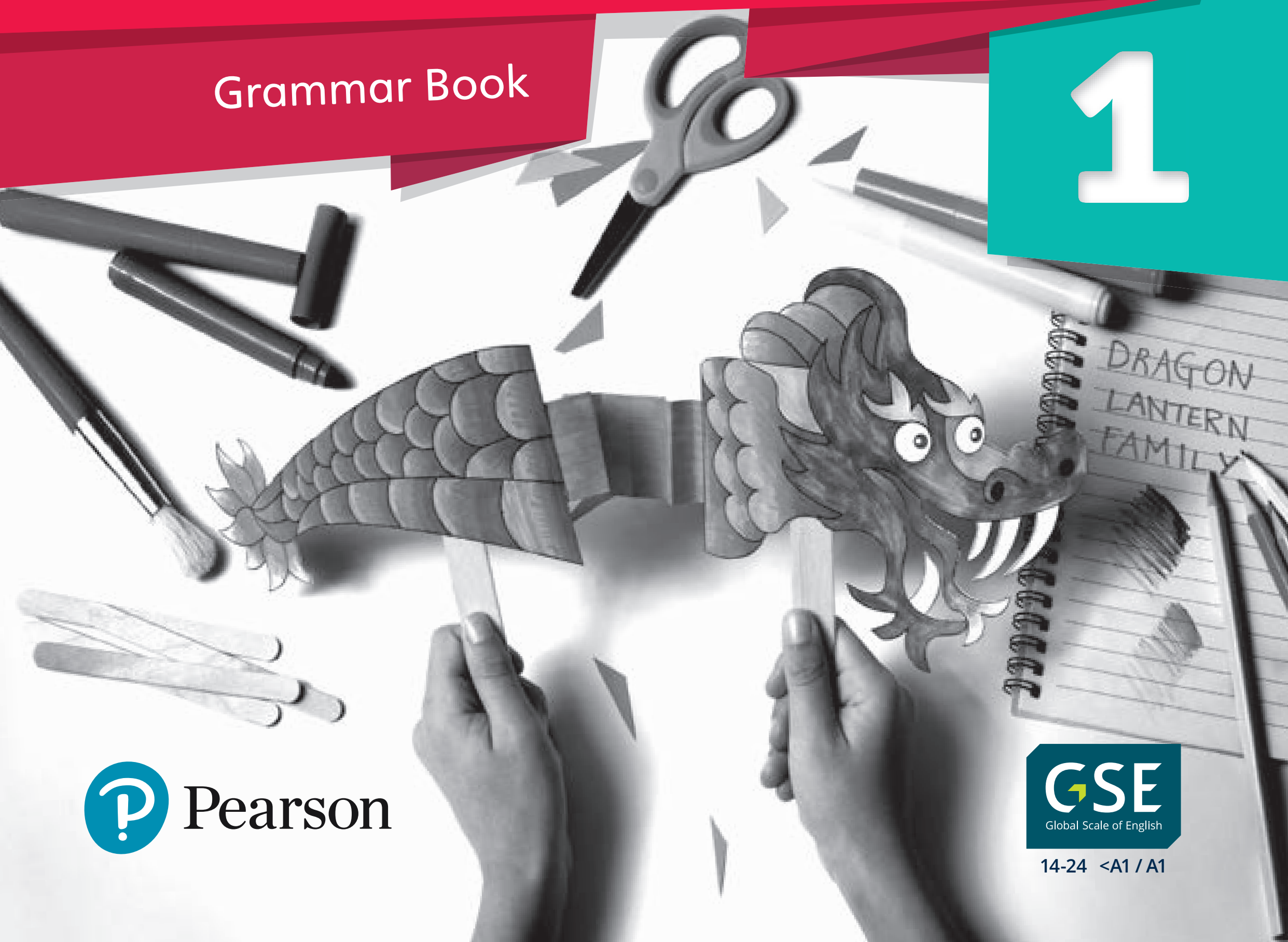
Yvette Roberts

English Code



Grammar Book

1



14-24 <A1 / A1

Your course comes with resources on the **Pearson English Portal**.

To access the Portal:

- 1 Go to english.com/activate
- 2 Sign in or create an account
- 3 Enter the access code below and click **activate**

This code can only be used once and the user subscription is valid for 24 months from the date of registration.

Need help?

Go to english.com/help for support with:

- Creating your account
- Activating your access code
- Checking technical requirements
- Using apps



English Code 1

Grammar Book



Contents

Welcome!

Imperatives | Simple Present: *to be* p. 3

1 Let's play!

Simple Present: *it's a/an* | Article + adjective + noun p. 6

2 Art Club!

There is/are | *How many ...?* p. 10

3 Families

Possessive pronouns | *Who ...?* p. 14

4 Puppet show!

Simple Present: *to have* | *to be* + adjective p. 18

5 The perfect pet

Can for ability (*I/you/he/she/it*) | *Can* for ability (*we/they*) p. 22

6 Fruit bowl!

Simple Present: *to like* (*I/you/we/they*) | *to like* (*he/she/it*) p. 26

7 Let's get active

Simple Present verbs (*I/you/we/they*) | Simple Present verbs (*he/she*) p. 30

8 Let's dress up

Prepositions of place: *in/on/under* | *Where is/are ...?* p. 34

Extra Grammar 1 Indefinite article *a/an* p. 38

Extra Grammar 2 *How old is/are ...?* p. 39

Extra Grammar 3 Demonstratives: *This/That/These/Those* p. 40

Extra Grammar 4 Object pronouns p. 42

Grammar Reference p. 44

Welcome!

1  Watch. Underline the three names.

Alexander: Hello! I'm Alexander.

Sara: Hello! I'm Sara!

Alexander: This is Polly. Say "Hello" Polly.

Polly: Hello, Polly!



2  Watch again. Check for Polly.

1 Say "Hello."

2 Open the door.

3 Sit down.

3 Read and match the opposites.

CODE CRACKER 


- 1** Sit down. ●
- 2** Open your book. ●
- 3** Pick up your pencil. ●

- a** Close your book.
- b** Put down your pencil.
- c** Stand up.

Language lab 1

OPEN YOUR BOOK

I will learn how to follow instructions in English.



1 Read and chant. Circle two actions.

Good morning, class.
Open your books.
It's time to learn.
Read. Listen. Write!
Read. Listen. Write!
It's time to learn.

Goodbye, class.
Close your books.
It's time to go home.
Close your books.
Close your books.
It's time to go home.



2 Read again. Underline *read* in blue. Underline *open* in red.

Open your books.

Read.

Close your books.

Write.

3 Read and match.

1 Listen. ●



2 Write. ●



3 Read. ●



4 Play *Teddy Says* with a partner. Say and act.

Close your book. Listen. Open your book. Read. Sit down. Write.



Language lab 2

I'M / SHE'S ...

I will learn how to introduce myself.

1 Read and chant. Complete the sentence below.

Hi, I'm Jack. Nice to meet you.
What's your name? Are you new?
My name is Anna. It's great to meet you.
Hi, Anna. Welcome to our school.

She's Maria. She's at our school, too.
Hi, Anna. It's nice to meet you.
I'm eight. How old are you?
That's funny, Jack, I'm eight, too!

Jack is _____.




2 Read again. Circle **is** and **'s**.

What's your name? How old are you?
I'm Jack. I'm eight.
She's Maria. / He's Jack. She's eight. / He's eight.
This is Polly.

3 Read and complete.

are is She's your

- 1 This _____ Polly.
- 2 How old _____ you?
- 3 What's _____ name?
- 4 This is Sara. _____ eight.

4  Introduce yourself to a partner.

Hi! I'm Ben! How old are you?

Hi! I'm Lily! I'm seven.



1

Let's play!

1  Watch. Check the toys below.

airplane	<input type="checkbox"/>	boat	<input type="checkbox"/>	building blocks	<input type="checkbox"/>
doll	<input type="checkbox"/>	octopus	<input type="checkbox"/>	train	<input type="checkbox"/>



2 Read and complete. Then match.

It's this What's

1 Alexander: What's this?

Sara: I know! _____ a train.

Alexander: Yes! 

2 Alexander: _____ this?

Sara: It's an octopus!

Alexander: Yes! 

3 Alexander: What's _____ ?

Sara: It's a boat.

Alexander: Yes! 

a



b



c



3 Look and draw. Then say.

CODE CRACKER 

1    

2     

3     

It's an airplane!

It's a ball!

It's a teddy bear!

Language lab 1

IT'S A / AN ...

I will name toy words using
It's a / It's an.

1 Read and look. What toys can you see?

Terrific Toys

Come and see our fantastic toys!
Boats! Dolls! Teddy bears! Toys for everyone!



It's an airplane.
It's yellow.



It's a teddy bear.
It's brown.



It's a doll.
It's big.



It's a boat.
It's small.

2 Read again. Underline **it's** in the text.

What's this?
It's a doll.
It's an airplane.

What is
= **What's**
It is
= **It's**

3 Read and complete.

doll It's this What's

- 1 _____ a boat.
- 2 What's _____ ?
- 3 It's a _____ .
- 4 _____ this?

4 Look at the toys in your book. Point to them.
Ask and answer with a partner.

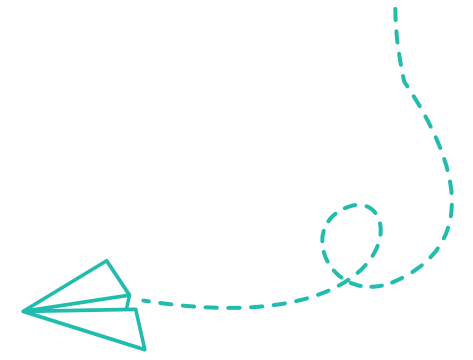
What's this?

It's an airplane.

Language lab 2

IT'S A BIG / SMALL ...

I will describe toys.



1 Read and match.


1 It's a blue boat. ●




2 It's a black ball. ●



3 It's a black and white panda. ●



4 It's a blue bus. ●



What's this?
It's a **blue** doll.
It's a **big** car.

2 Read the sentences. Underline the words which describe things.

1 It's a big car.

2 It's a small building block.

3 It's a red doll.

4 It's a green train.

3 Look and write. Use **It's**.



1 It's an orange car.

2 _____ .

3 _____ .

4 _____ .

Language lab 1 and 2

1  Choose a word from each box and draw on paper. Let a partner guess.

big blue
pink red
small yellow

airplane building blocks
car doll teddy bear
train

It's a yellow train.


No, sorry! It's a red car.

2  Think about your favorite toy. Tell a partner.



What's this, John?

It's my favorite toy. It's a toy train.
It's green. It's a green toy train.



3 Write about the toy.

My favorite toy




2

Art Club!

1 Watch. Circle.

- 1 one pencil sharpener / two pencil sharpeners
- 2 five crayons / six crayons
- 3 three glue sticks / four glue sticks




2 Read and match. Watch to check.

- 1 There's a ●
 - 2 There are ●
 - 3 There are seven ●
 - 4 There is a pencil ●
- a sharpener.
 - b ruler.
 - c six crayons.
 - d markers.

3 Look at the table. Add two more words.

CODE CRACKER

There is ...	There are ...
a ruler.	two rulers.
a pen.	three pens.



Language lab 1

THERE IS / ARE ...

I will learn to count
using **There is /**
There are.

1 Read and look. What's the name of the teacher?

**New Art Club on Tuesdays.
Come along and have fun!**

There is one teacher – Mrs. Lopez.

There are pencils. There are glue sticks.

There are paints.

Time to have fun!

See you there!



The teacher is _____.

2 Complete. Use **is** or **are**.

- 1 There _____ one teacher.
- 2 There _____ six pens.
- 3 There _____ a glue stick.
- 4 There _____ two crayons and four erasers.
- 5 There _____ three paintbrushes and ten pencil cases.

3 Look at the picture for one minute. Cover. Write on paper. Then check with a partner.

There is one ruler.

There is a / one crayon.
There's a / one crayon.
There are two crayons.
There are three erasers
and two glue sticks.




Language lab 2

HOW MANY ...?

I will ask about art items using **How many**.

1 Read and look. Label the items in bold.



Hi, I'm Megan. I love Art! This is my desk. How many pencils are there? Hmm ... one, two, three, four ... There are ten pencils! There is one **pen** and there are notebooks. There are **crayons**. There are **paint pots** and **paintbrushes**, too. The paintbrushes are big!

How many rulers are there?

There is one ruler.

There are four rulers.

There are two blue rulers and two yellow rulers.

2 Look again. Match the questions and answers.

- | | |
|--------------------------------------|---------------------|
| 1 How many crayons are there? ● | ● a There is one. |
| 2 How many pens are there? ● | ● b There are nine. |
| 3 How many paint pots are there? ● | ● c There are two. |
| 4 How many paintbrushes are there? ● | ● d There are ten. |

3 Read and complete.

are is There (x2)

- | | |
|---------------------------------|------------------------|
| 1 How many pencils _____ there? | 2 _____ is one eraser. |
| 3 _____ are nine crayons. | 4 There _____ a pen. |

Language lab 1 and 2

1 Look at the picture. Order the words.

1 How many there? are pencils

2 there? are How many erasers

3 glue sticks there? are How many

4 crayons are How many there?



2 Look at 1. Write the answers.

1 *There are nine pencils.*

2 _____

3 _____

4 _____

3  Draw items on the desk. Write about them.

This is my desk. There is one pen.

There are two pencils.

