

Jeanne Perrett

English Coo de

Activity Book

2

build a
clay tower



 Pearson

Pearson
Practice English
App



GSE
Global Scale of English

20-30 A1/A1+

Contents

Welcome!	p. 6
1 Out and about!	p. 10
2 Day and night	p. 22
Checkpoint 1	p. 34
Culture 1	p. 35
3 Lost and found	p. 36
4 At the gallery	p. 48
Checkpoint 2	p. 60
Culture 2	p. 61
5 Come in!	p. 62
6 Sports Day	p. 74
Checkpoint 3	p. 86
Culture 3	p. 87
7 Our home!	p. 88
8 Our world	p. 100
Checkpoint 4	p. 112
Culture 4	p. 113
Story book cut-outs	p. 115

Welcome!

How can I talk about myself?

1 Look, read and match.

- 1 I climb. _____
- 2 I swim. _____
- 3 I draw. _____
- 4 I sing. _____
- 5 I read. _____

a



b



c



d



e



2 Which day is next? Write.

CODE CRACKER

- 1 Wednesday, Thursday, _____
- 2 Saturday, Sunday, _____
- 3 Thursday, Friday, _____
- 4 Sunday, Monday, _____
- 5 Monday, Tuesday, _____
- 6 Friday, Saturday, _____
- 7 Tuesday, Wednesday, _____

3 Listen and circle.



Good morning, **children** / **girls and boys** !

How are you? It's **Thursday** / **Monday** today!

We're at school and we can **draw** / **sing** .

And read and **write** / **swim** and play!

Months and seasons

VOCABULARY

I will learn months and seasons words.

1 Choose and write the seasons. Then write the months.

autumn spring
summer winter

April August December February January July
June March May November October September



2 Write the months.

MATHS ZONE

- 1 07 July
- 2 03 _____
- 3 10 _____
- 4 02 _____
- 5 11 _____
- 6 01 _____

QUIZ!

How many months start with ...

J? M? A?


3 Write and draw. Then ask and answer.

My favourite season is _____.

What's your favourite season?

Summer!

I can use months and seasons words.



Language lab 1

GRAMMAR: I'M / I AM

I will talk about how old I am using I am ... / You are ... / He is ...

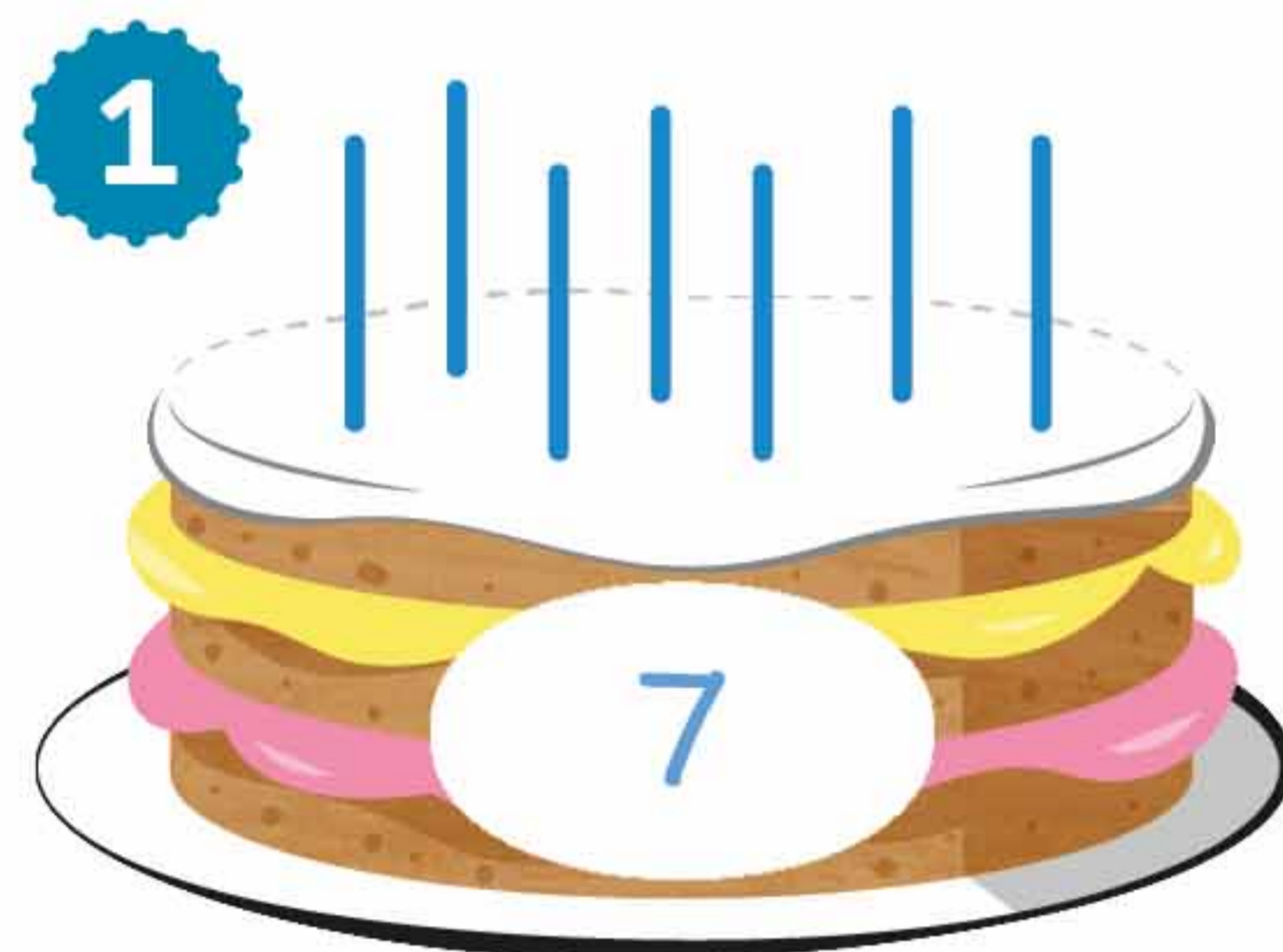
1 Write the apostrophe (').

- 1 I'm
- 2 You're
- 3 He's
- 4 She's
- 5 It's
- 6 We're
- 7 They're

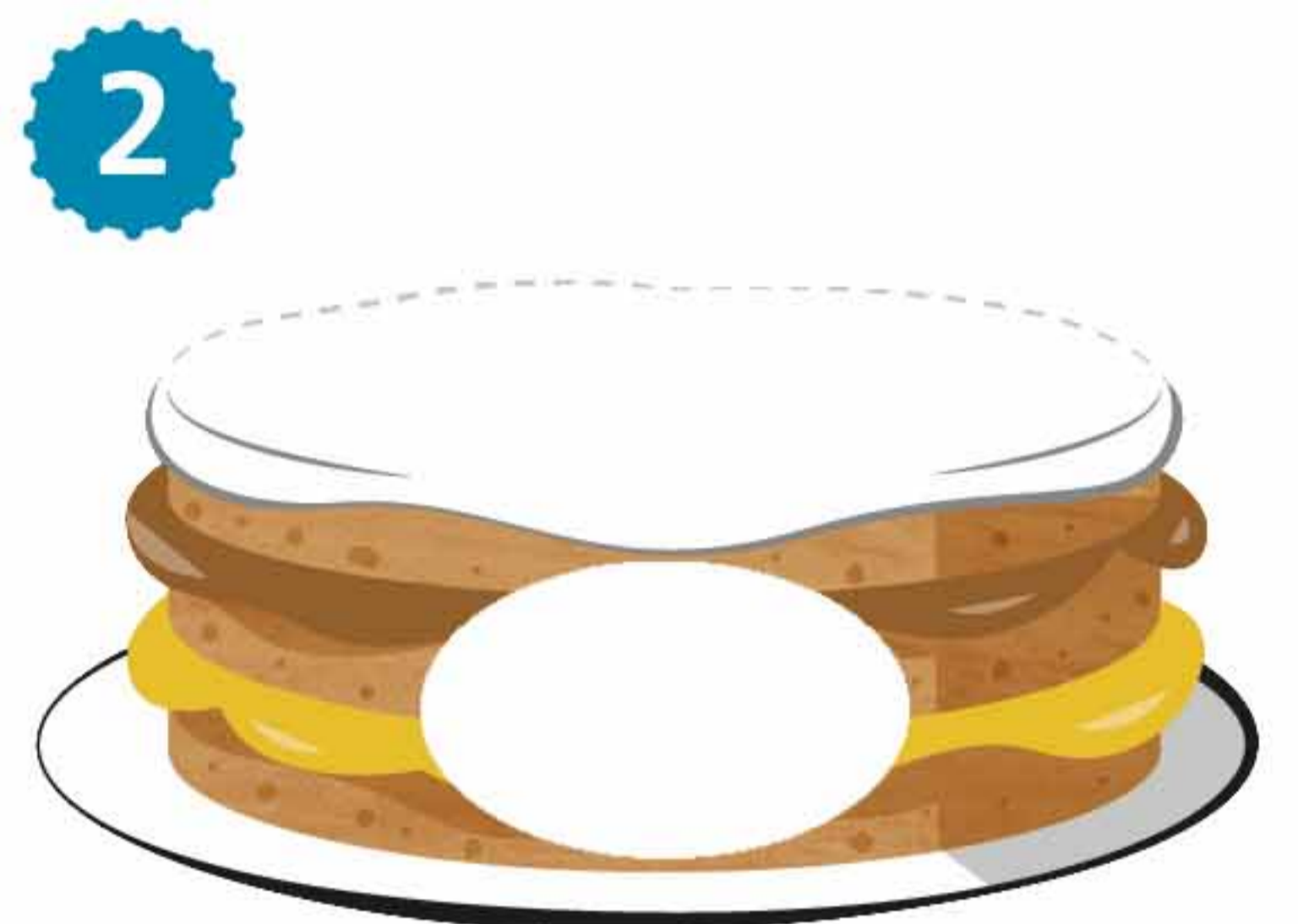
2 Read and write.

- 1 I am eight. I'm 8.
- 2 I am seven. _____
- 3 You are nine. _____
- 4 He is three. _____
- 5 She is six. _____
- 6 It is ten. _____
- 7 We are five. _____
- 8 They are two. _____

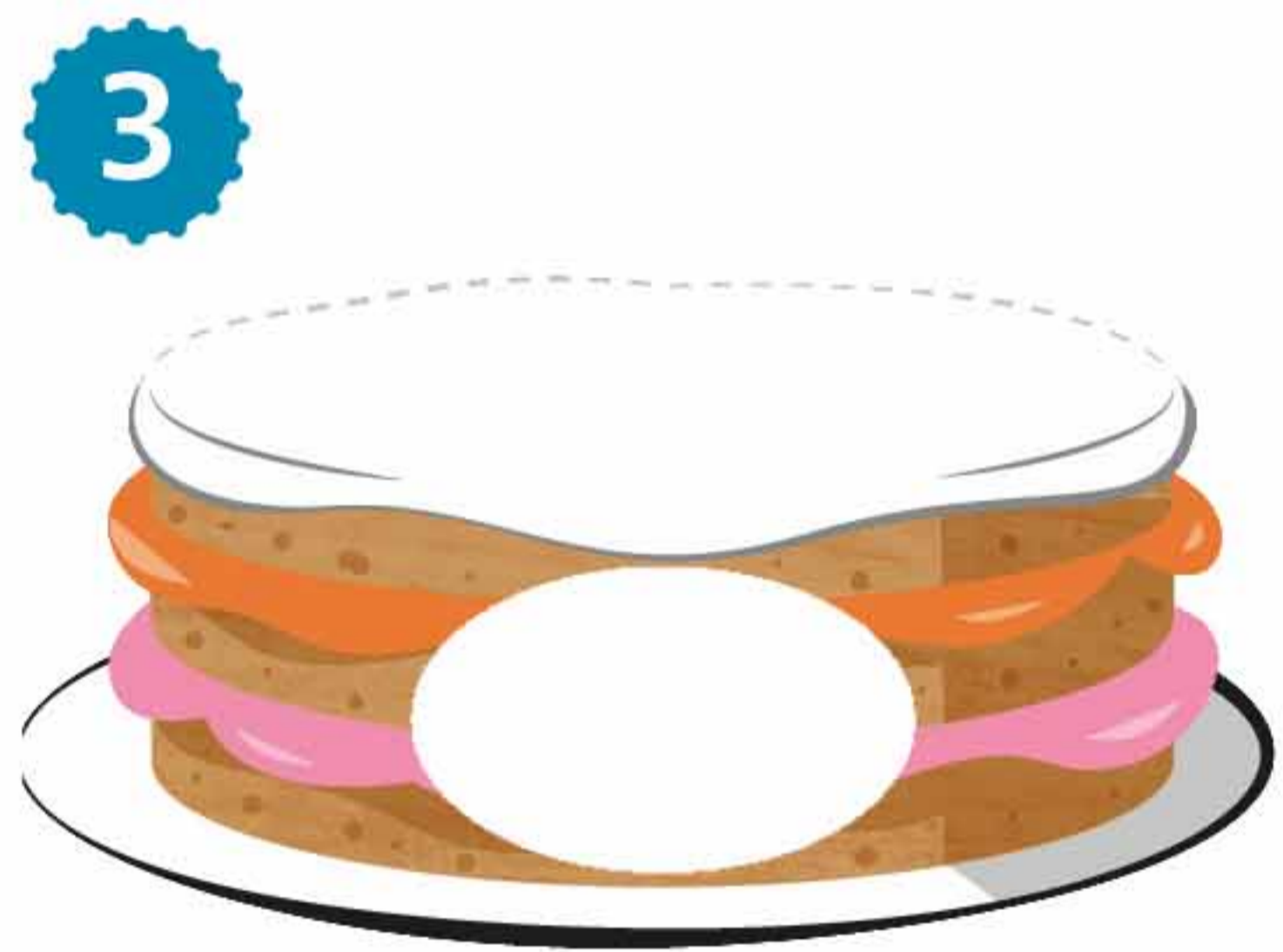
3 Listen and write the number. Draw the candles. Then write am, is or are.



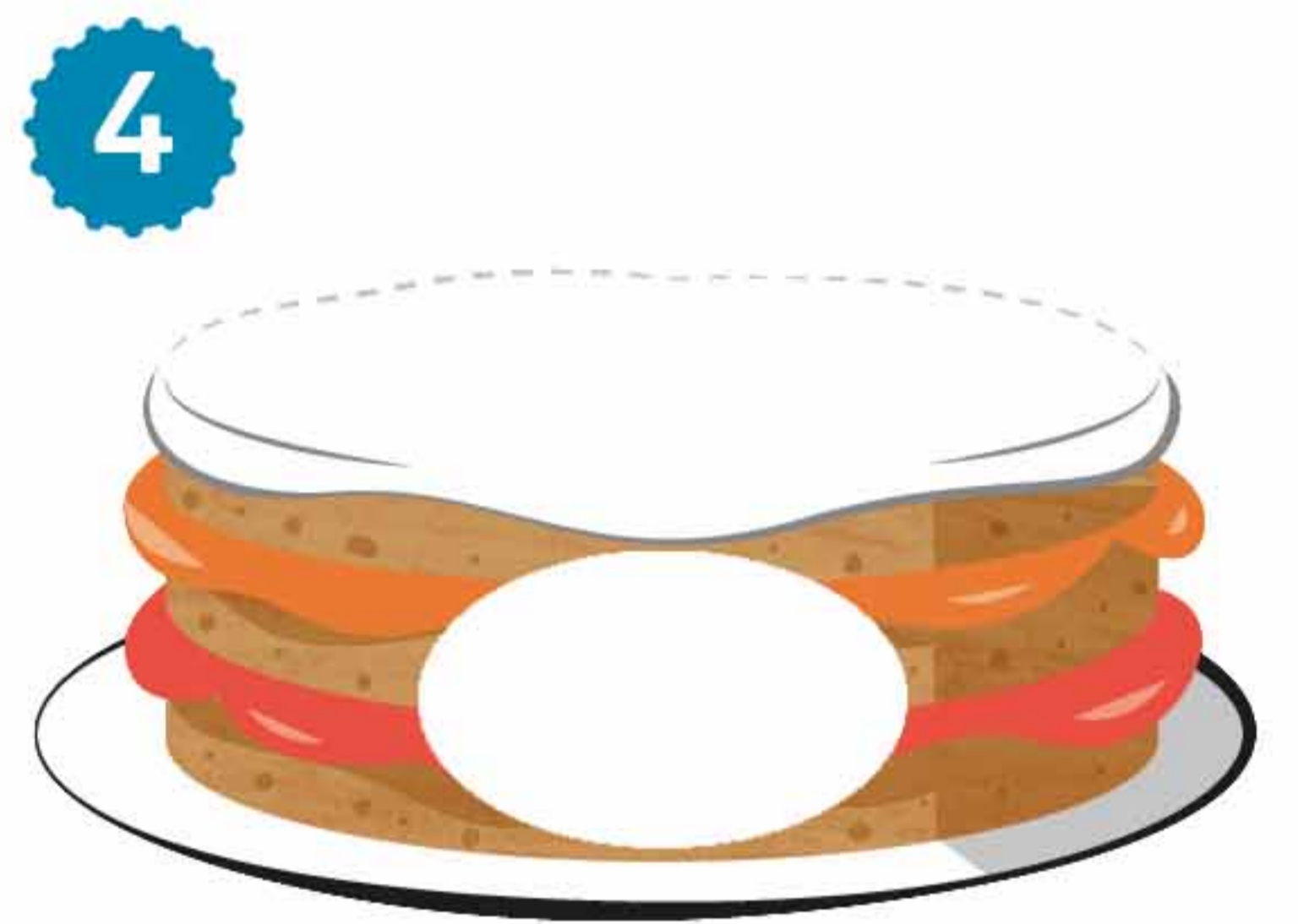
I _____ am _____
seven



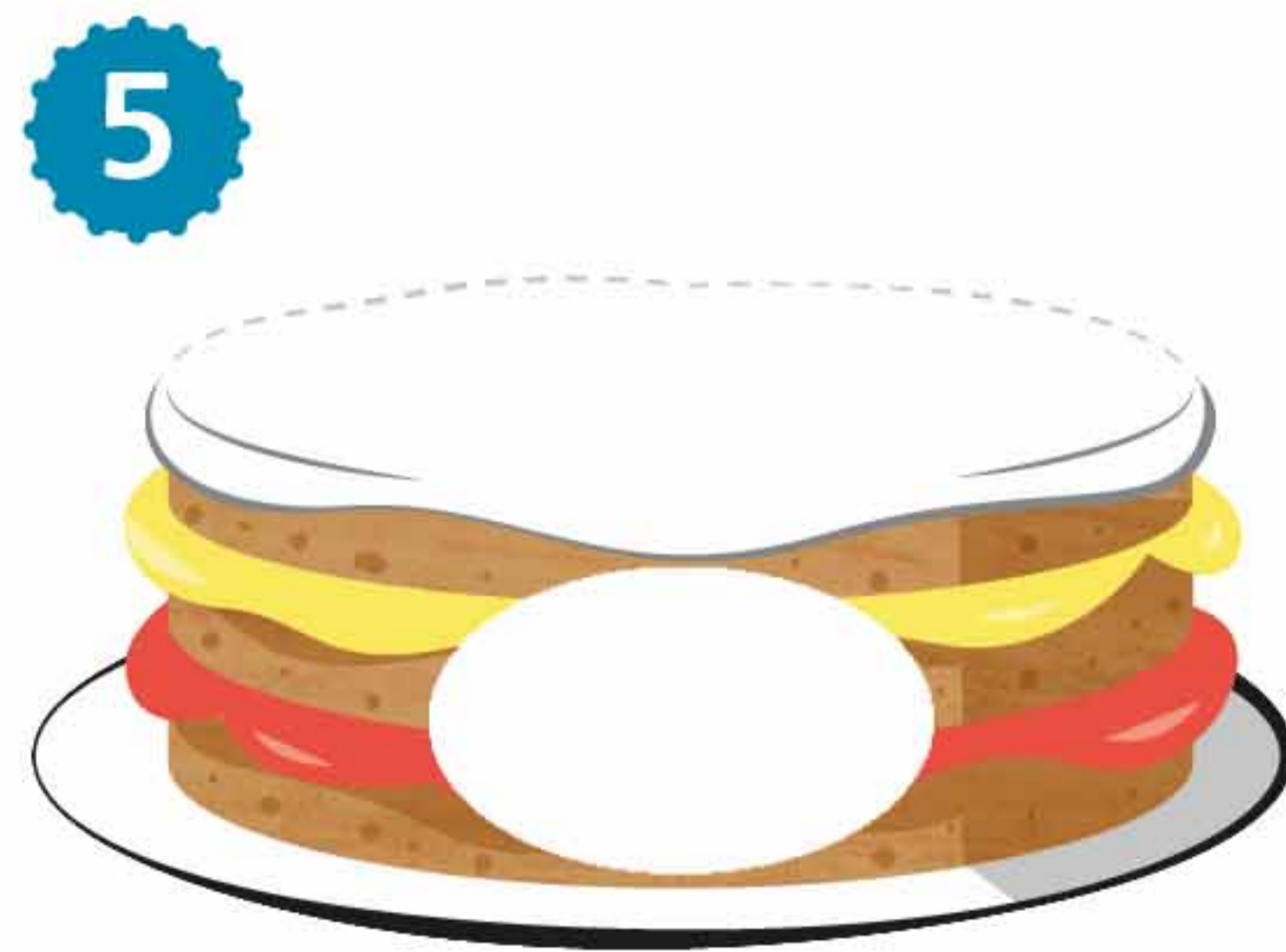
You _____
_____.



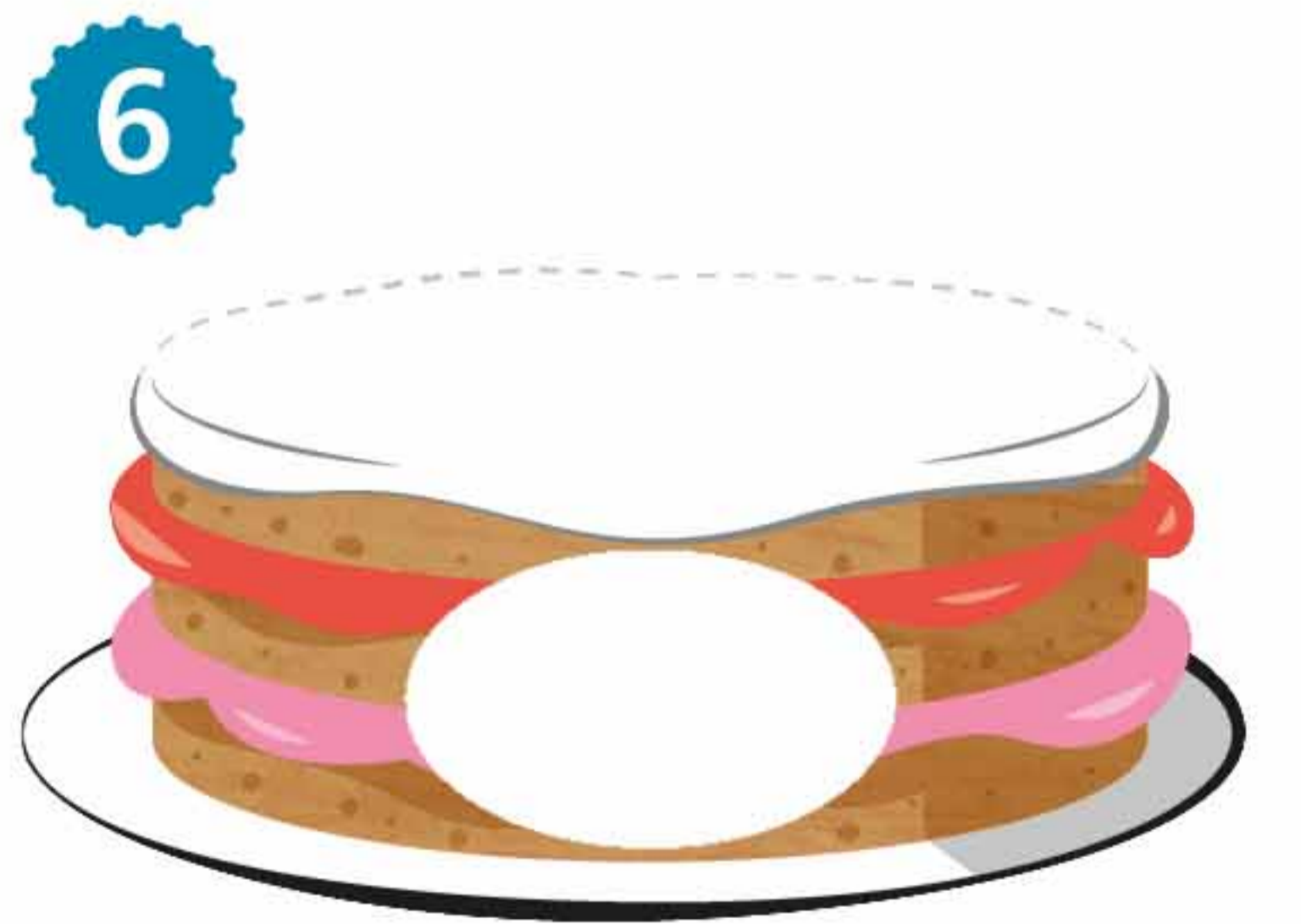
He _____
_____.



She _____
_____.




We _____
_____.



They _____
_____.

8

I can use I am / You are / He is.



Story lab

READING

I will read a story and learn to introduce myself.

Nice to meet you!

1  Make your story book. → page 115

- 1 Order and write the page numbers.
- 2 Complete the story.
- 3 Draw a cover.
- 4 Complete the story review.

2 Choose and complete. are eight I'm name teacher your



1 Good morning, children!
My _____ is Miss Kelly.
I'm your _____.

2 What's _____ name?
_____ Leo!
How old _____ you?
I'm _____.

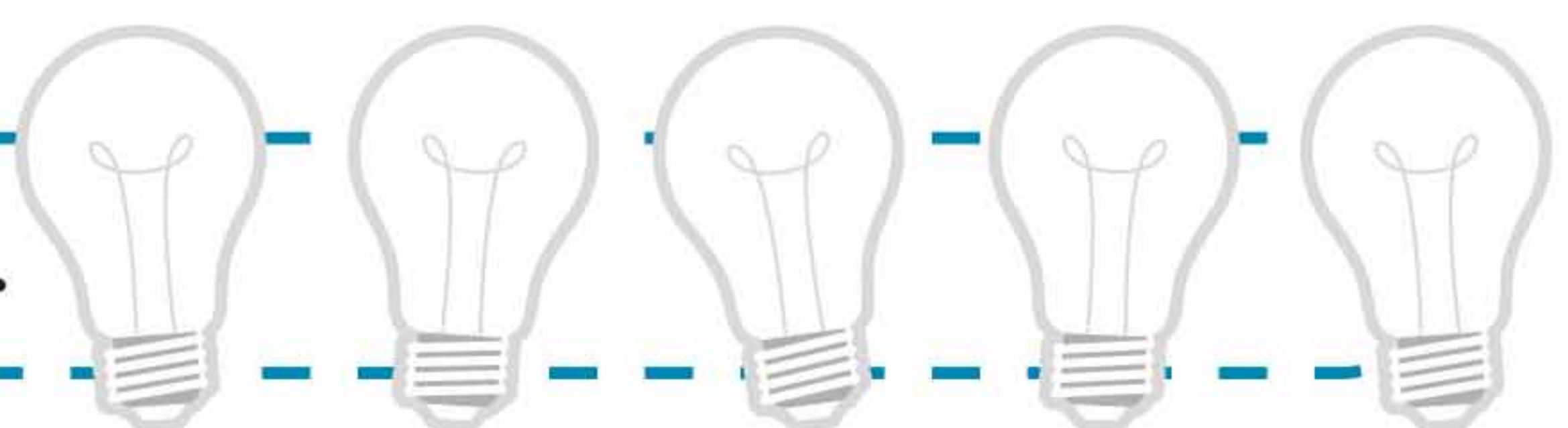
3 Circle and match.



1 2 3 4

- He's / She's Leo.
- He's / She's Anna.
- He's / She's Miss Kelly.
- He's / She's Tom.

I can read a story and learn to introduce myself.



1

Out and about!



How can I create a town guide?

1 Look, match and circle.



castle / café

swimming pool / café

castle / swimming pool

2 Circle the odd one out.

CODE CRACKER

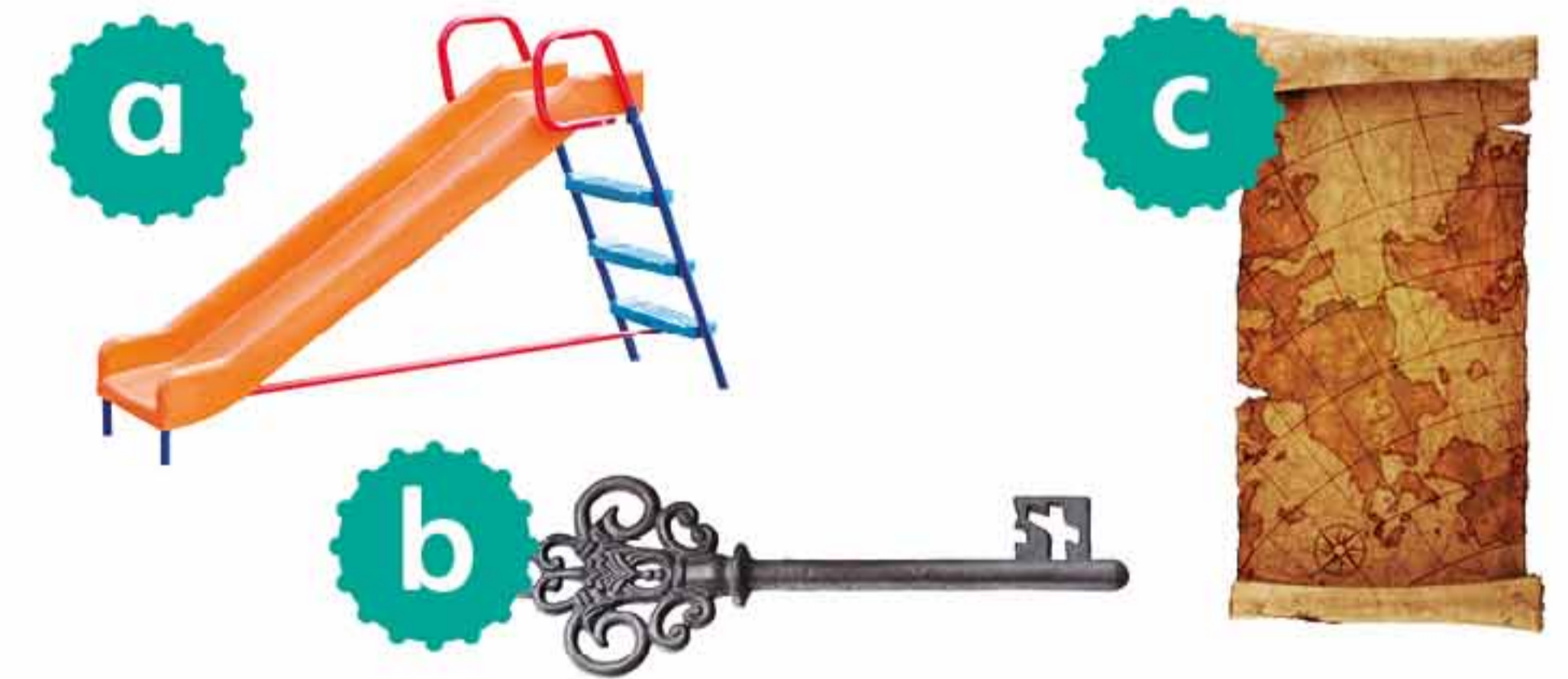
1 café



2 swimming pool



3 castle



3 Listen to the song. Number the words in order.

school shops pool castle

Where are they?

VOCABULARY

I will learn town words.

1 Label the pictures.



2 Unscramble the words.

- 1 féac _____
- 3 marf _____
- 5 yabrilr _____
- 7 kapr _____
- 9 erriv _____
- 11 oshp _____

- 2 tclase _____
- 4 suhoe _____
- 6 usemum _____
- 8 unlapydrog _____
- 10 coolsh _____
- 12 wingsmim loop _____

EXTRA VOCABULARY

3 Listen, point and say. Then match.



hotel



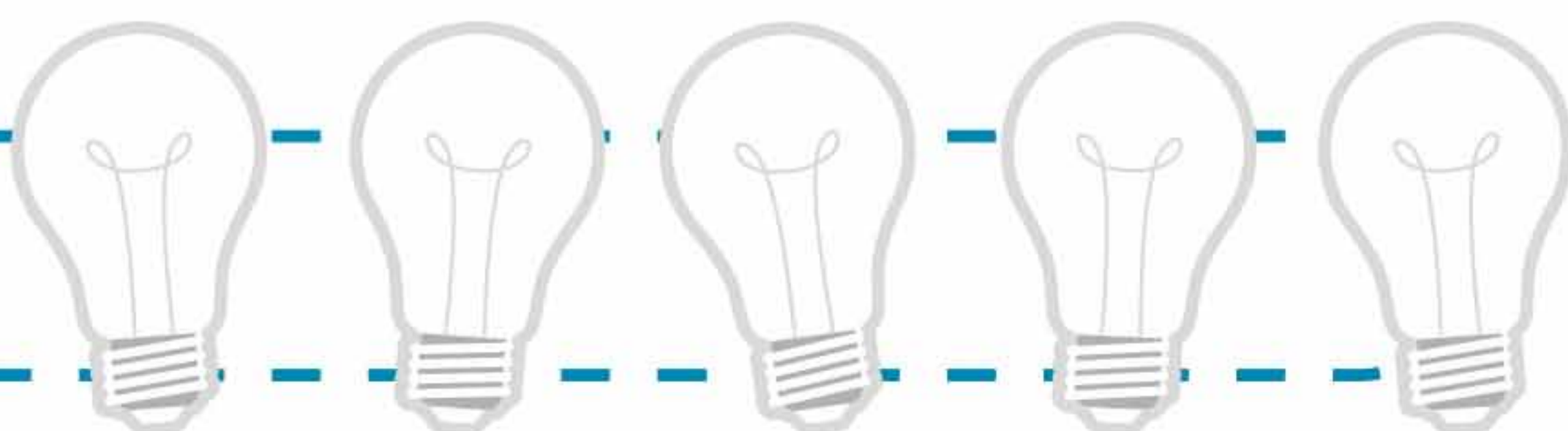
shopping centre



zoo



I can use town words.



Language lab 1

GRAMMAR 1: LIKE / DON'T LIKE

I will talk about town words using like / don't like.

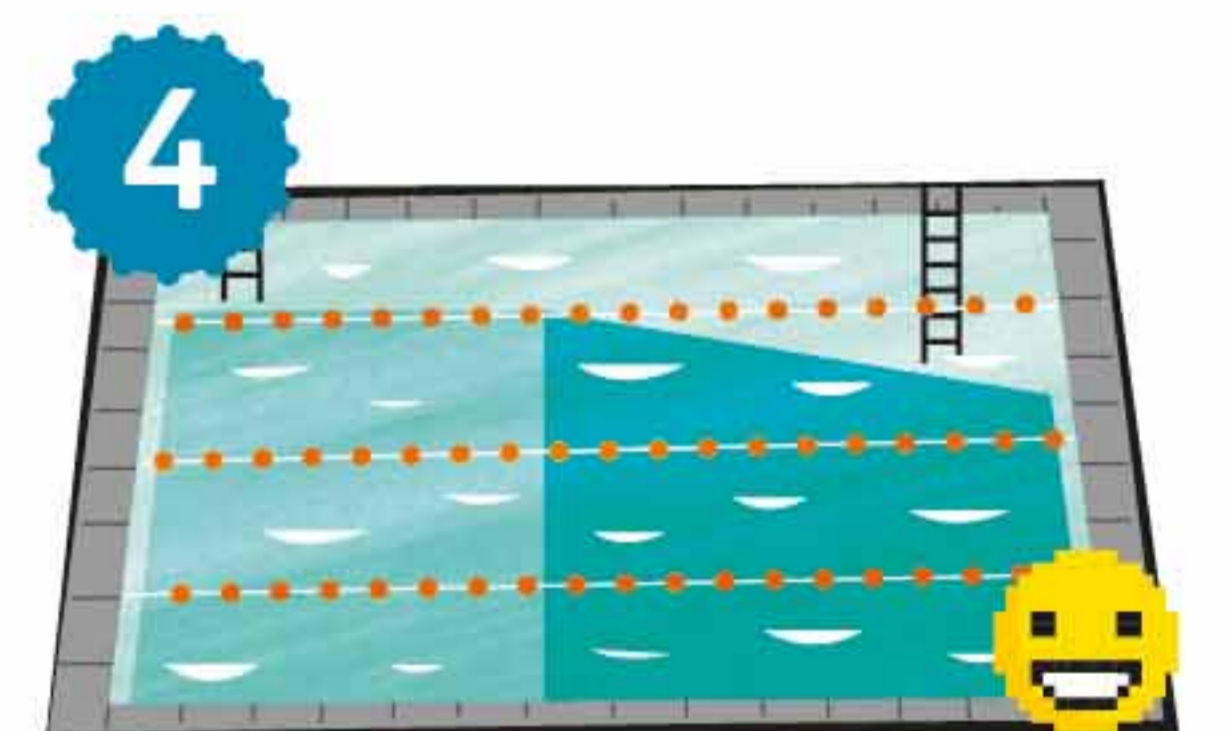
1 Look, read and match.



- She doesn't like cafés.
- He likes museums.
- He doesn't like farms.
- She likes school.

2 Circle and write likes or doesn't like.

- 1 He / She _____ libraries. (Tom)
- 2 He / She _____ castles. (Monica)
- 3 He / She _____ shops. (Kate)
- 4 He / She _____ swimming pools. (Mark)



3 Look, listen and tick .

1 Ben

2 Carla

3 Sam

4 Jenny



a
b

a
b

a
b

a
b

4 Read and write . or ? Then circle.

- 1 Does Ben like school _____ Yes, he does. / No, he doesn't.
- 2 Carla doesn't like the castle _____ True / False
- 3 Sam likes the river _____ True / False
- 4 Does Jenny like the café _____ Yes, she does. / No, she doesn't.

5 Draw 😊 or 😞 for you. Then choose and write.

Yes, I do. No, I don't. like don't like



Do you like libraries?

I _____ libraries.



Do you like school?

I _____ school.



Do you like shops?

I _____ shops.

6 🍷 Make. Then show and tell.



I like cats
and cars!

I don't like frogs
and pears!



I can talk about town words using like / don't like.

Story lab

READING

I will read a story about a town.

A special day

1  Make your story book. ➔ page 117

- 1 Order and write the page numbers.
- 2 Complete the story.
- 3 Draw a cover.
- 4 Complete the story review.

2 Order and write.

like castle! the I

1

a We've cake! big got

2

know! don't I

3

Town! birthday, Happy Castle


4

3 Choose and colour. Then write and say.

black blue brown green orange
pink purple red yellow

What colour
is your
castle?

My castle is
_____.



4 Read and match.



What's happening, Leo?



Where are Anna and Leo?



Thank you!

You're welcome!

I don't know!

We're here, Miss Kelly!

5 Count and write numbers and words.

MATHS
ZONE

How many?

1 red balloons

2 yellow balloons

3 blue balloons

4 white balloons

TOTAL

I can read a story about a town.



Phonics lab

A AND E

I will learn the a and e sounds.

1 Circle six words.

cap peg bag mat wet ten 

2 Write a or e. Then look and match.

1 c ___ p

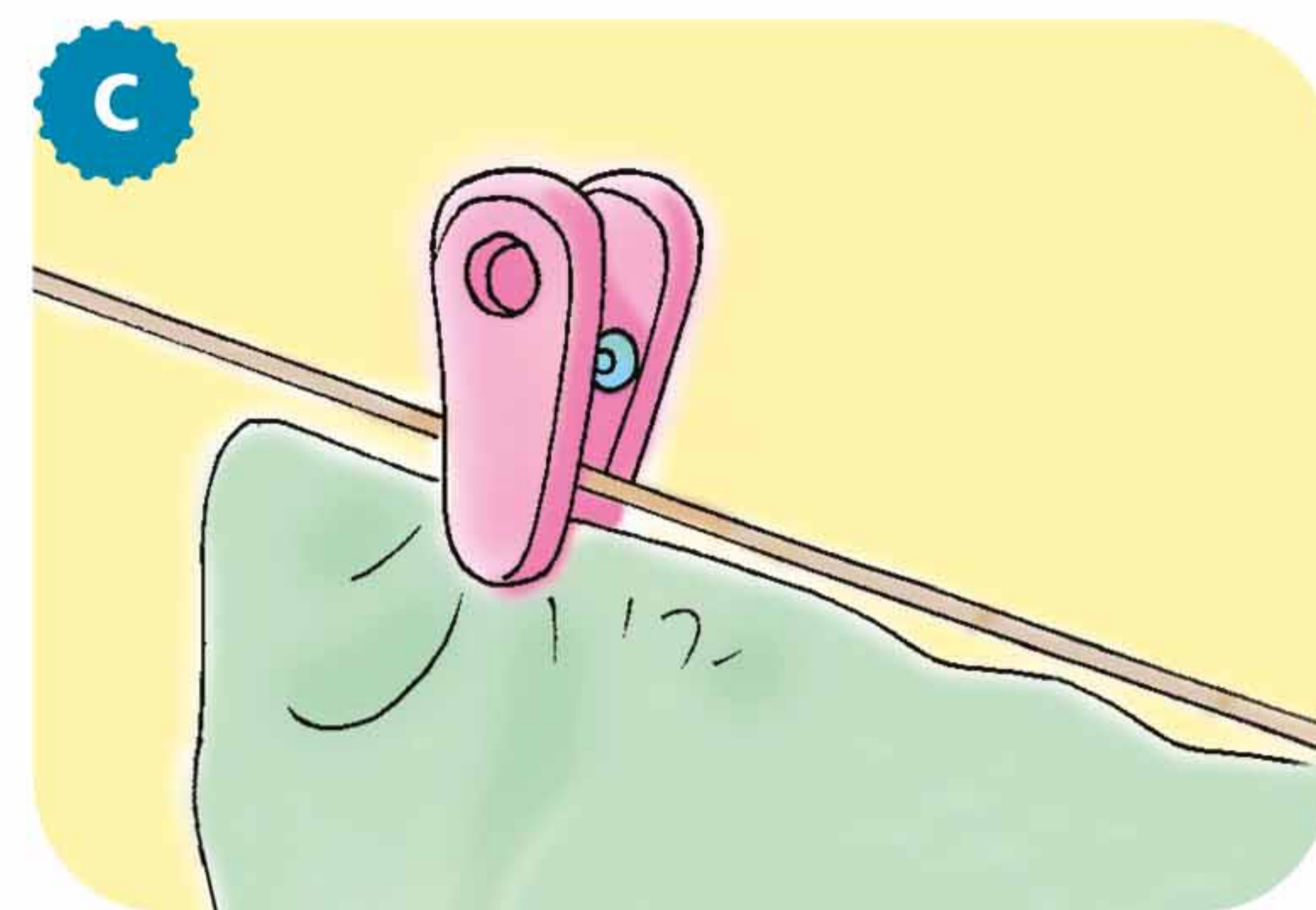
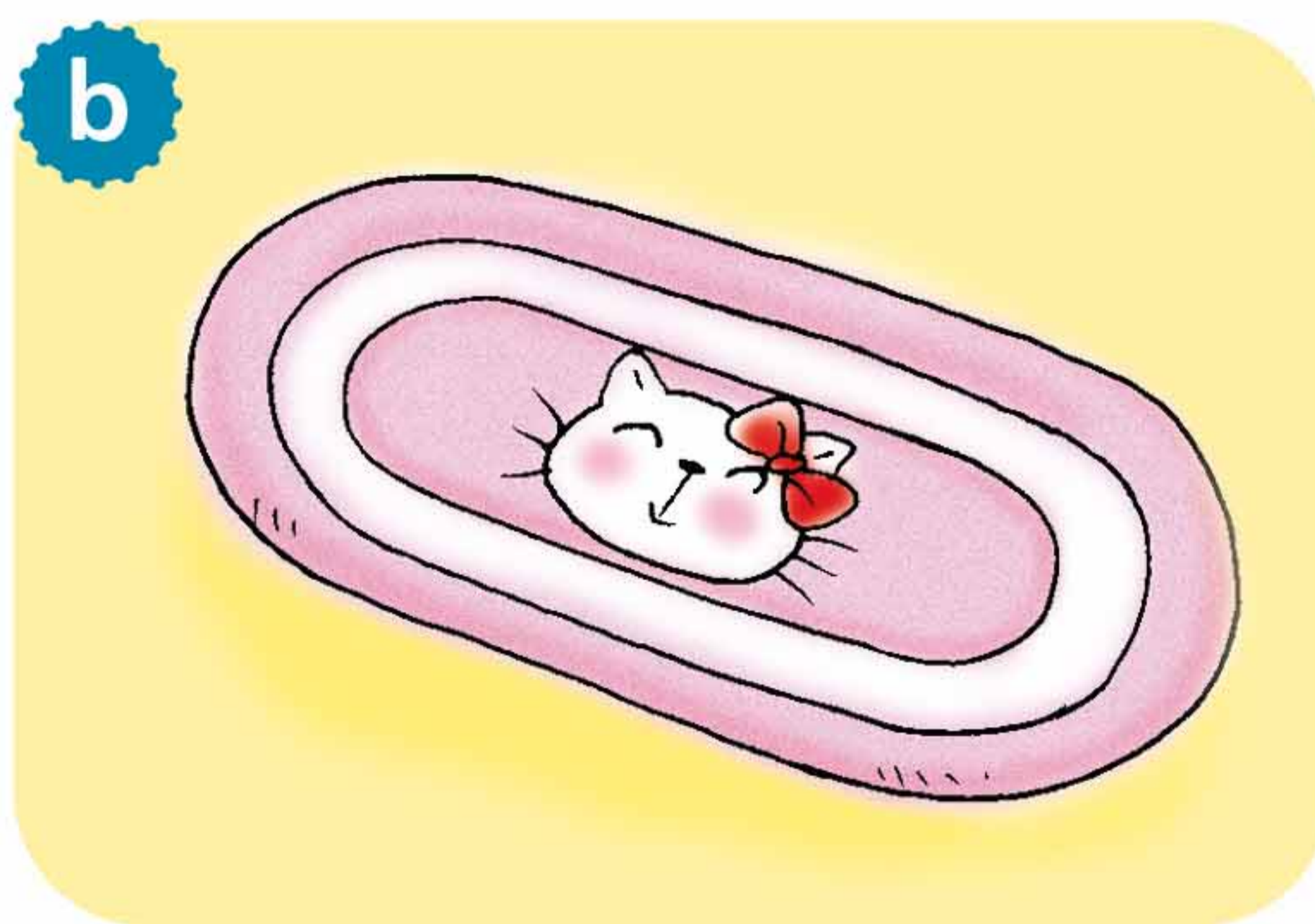
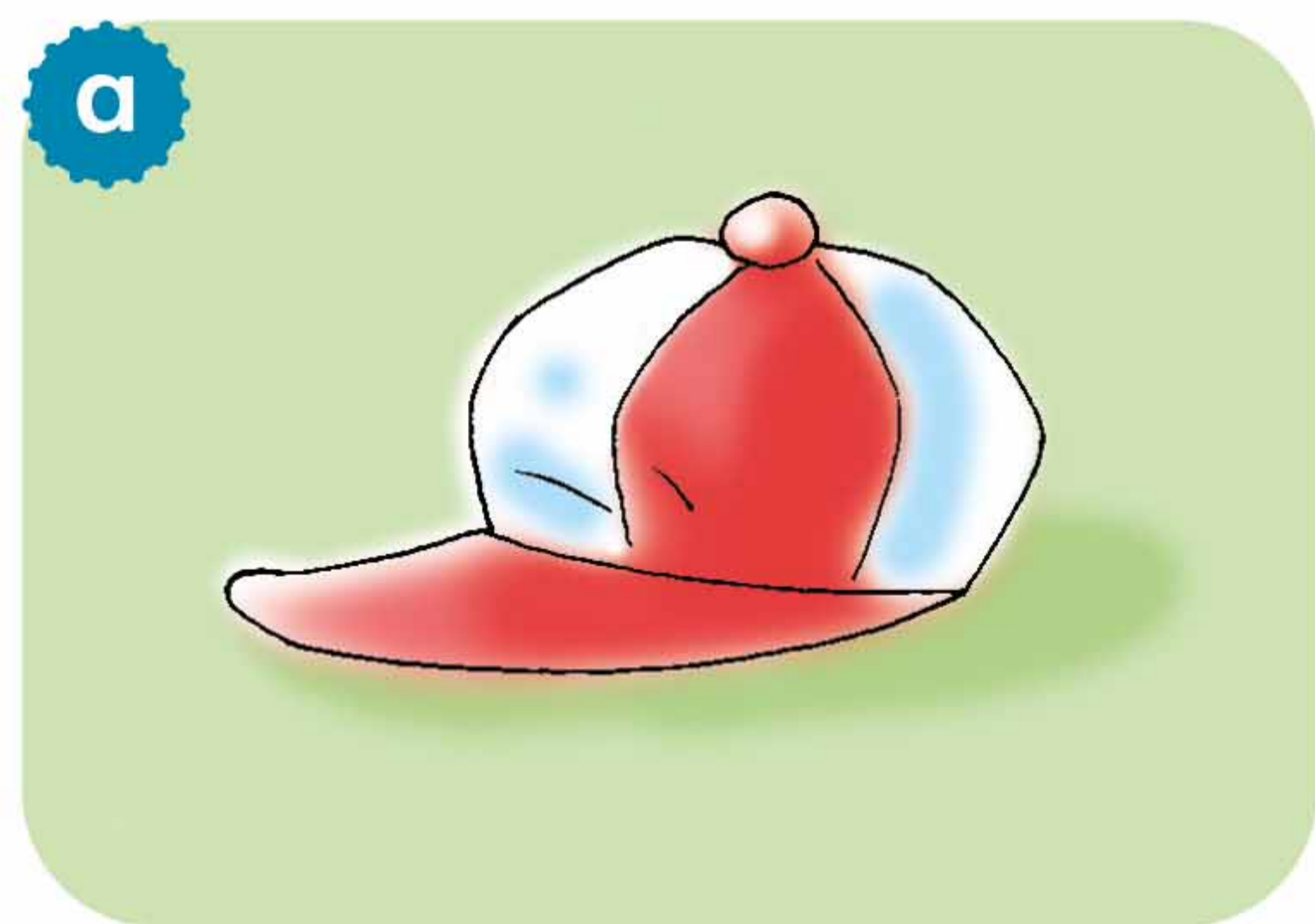
2 p ___ g

3 b ___ g

4 m ___ t

5 w ___ t

6 t ___ n



3  Read, listen and circle.

1 mat / wet

2 cap / ten

3 peg / cap

4 mat / peg

5 bag / wet

6 bag / ten




Experiment lab

ENGINEERING: HOW TO BUILD A HOUSE

I will learn about building materials.

1  Match, choose and write.



bricks cement steel wood

2 How many bricks do you need? Draw and write.

MATHS ZONE

1



I need _____ bricks.

2




I need _____ bricks.

EXPERIMENT TIME

Report

1 Draw a tower.



2 Read and circle for you.

My tower is made of cups / clay / spaghetti / card .

My tower is strong / not strong !

I know about building materials.



Language lab 2

GRAMMAR 2: THERE IS / THERE ARE

I will describe places using **there is / there are.**

1 Read and draw.

I like this village! There's a castle! There are three houses and four shops. There's a museum and there are two rivers!



2 Look and say.

There are 10 shops.

Picture b!



3 Circle and write about Picture b.

There's There are houses library

1 There's / There are a pool.

2 There's / There are ten shops.

3 There's / There are a farm.

4 _____ two cafés.

5 There's a _____.

6 _____ five _____.

