

Mary Roulston

# English Code

Activity Book

3



25-36 A1/A2

# Contents

<b>Welcome!</b>	p. 6
<b>1 Show time!</b>	p. 10
<b>2 Frozen</b>	p. 22
<b>Checkpoint 1</b>	p. 34
<b>Culture 1</b>	p. 35
<b>3 Celebrations!</b>	p. 36
<b>4 Blast off!</b>	p. 48
<b>Checkpoint 2</b>	p. 60
<b>Culture 2</b>	p. 61
<b>5 Vacation Time!</b>	p. 62
<b>6 Let's shop!</b>	p. 74
<b>Checkpoint 3</b>	p. 86
<b>Culture 3</b>	p. 87
<b>7 Eco Warriors!</b>	p. 88
<b>8 Let's Work!</b>	p. 100
<b>Checkpoint 4</b>	p. 112
<b>Culture 4</b>	p. 113
<b>Story book cut-outs</b>	p. 115




# Welcome!

How can I find my way around school?

**1** Look, read and number.

Art \_\_\_\_\_ ●  
PE \_\_\_\_\_ ●



● Science \_\_\_\_\_  
● Maths \_\_\_\_\_

**2** Look at the timetable. Which two days are the same?

CODE CRACKER

Monday	Tuesday	Wednesday	Thursday	Friday
÷ +			÷ +	
	÷ +	÷ +		÷ +

**3** Listen and circle.

Come in, sit down; welcome everyone!

It's the end of a long day,

Time to have fun / lunch and play!

Max, Yara and Freddie,

Nadir and Ellie – all ready!

Read, do Maths / Art, do your Maths / Science homework, too.

There's lots to do for me and you!

Welcome everyone!

6

I can find my way around school.



# My school

VOCABULARY

I will learn school subjects and places.

## 1 Look and write.



1 \_\_\_\_\_  
2 \_\_\_\_\_  
3 \_\_\_\_\_

## 2 Which is Max's school? Tick .



## 3 Read and answer. Compare with a partner.

Where do you do it?

What's your favourite subject?

## 4 Look, listen and write.

English Geography History



1 e o a



2 E i



3 i o

I know school subjects and places.



# School rules

LANGUAGE LAB

I will talk about classroom rules.

## 1 Write the words in order.

1 eat / in / Don't / class / .

*Don't eat in class.*

2 to / other / each / Listen / .

3 late / Don't / be / .

4 toys / into / class / bring / Don't / .

5 books / your / remember / Always / .

6 and / hard / fun / Work / have / !

## 2 Look and write the rules.

**MATHS**  
**ZONE**

1 *Don't speak in class.*



2



3



4



We've got six rules in Technology, Maths and Science, and four rules in Music, Languages, PE and Art. How many school rules have we got in total? \_\_\_\_\_



## 3 Where do you hear these instructions? Write S (School), H (Home) or B (Both).

1 Put your hand up to speak. \_\_\_\_\_

2 Switch off the TV. \_\_\_\_\_

3 Have a shower. \_\_\_\_\_

4 Don't be late. \_\_\_\_\_

8

**I can**

talk about classroom rules.



# Story lab

READING

I will read a story and learn about school.

## 1 Look and label.

Ellie Freddie Max Nadir Yara

## 2 Read. Circle T (True) or F (False).

- 1 It's Yara's first day at school. T / F
- 2 Ellie loses her jacket. T / F
- 3 It's Tuesday. T / F
- 4 Yara goes to the gym. T / F



## 3 Complete the instructions from the story. Match. You can use a character more than once.

Don't go Look Put Take

- 1 \_\_\_\_\_ so fast!
- 2 \_\_\_\_\_ your jacket and your bag here.
- 3 \_\_\_\_\_ your jacket off!
- 4 \_\_\_\_\_ in the art room.



I can read a story and learn about school.



# 1 Show time!

How can I make a flip book?


## 1 Read and match.

- 1 juggle ●
- 2 do magic tricks ●
- 3 play computer games ●



## 2 Look, read and number.

### CODE CRACKER

1	 <input type="checkbox"/>	 <input checked="" type="checkbox"/>	 <input checked="" type="checkbox"/>
2	 <input type="checkbox"/>	 <input checked="" type="checkbox"/>	 <input type="checkbox"/>
3	 <input checked="" type="checkbox"/>	 <input type="checkbox"/>	 <input type="checkbox"/>

Taylor can dance but can't juggle or sing. \_\_\_\_

Lee can't sing or juggle but can play computer games. \_\_\_\_

Riley can juggle and dance but can't do magic tricks. \_\_\_\_

## 3 Listen and circle.

It's show time, it's show time!

Everyone's on the stage.

There are a lot of children,

Boys and girls of every age.

Can you **act** / **sing**? Can you **dance** / **sing**?

You can do anything!

It's show time, it's show time!

Everyone's together.

Fred is doing a magic show,

His tricks are really clever!

Can you **clap your hands** / **spin around**? Can you **do gymnastics** / **play computer games**, too?

Let's put on a show for me and you!



# What can we do?

## VOCABULARY

I will learn action words.

### 1 Order the letters and write the words.

- |    |                  |       |    |                |       |
|----|------------------|-------|----|----------------|-------|
| 1  | tesp to the ised | _____ | 2  | vwae           | _____ |
| 3  | ggulej           | _____ | 4  | setp wrsdackba | _____ |
| 5  | do whcalesrt     | _____ | 6  | mapst          | _____ |
| 7  | ptes worfsdar    | _____ | 8  | do ticsnasgym  | _____ |
| 9  | psin oundar      | _____ | 10 | plac           | _____ |
| 11 | tac              | _____ | 12 | do gicam sktri | _____ |

### 2 Listen to the children. Tick or cross .

	Juggle	Do magic tricks	Do cartwheels	Act
Shemina				
Justin				
Chen				

### 3 Do your own class survey. Then ask and answer and record your results.

Can you do gymnastics?

Yes, I can.

#### EXTRA VOCABULARY

### 4 Look and write. Then listen and check.



ballet  
ballroom dancing  
hip-hop  
tap dancing

I know \_\_\_\_\_ action words.





# Language lab 1

GRAMMAR: WHAT ARE YOU / HE / SHE / THEY DOING?



## 1 Complete with the correct form of the action words.

- 1 What \_\_\_\_\_ Etta \_\_\_\_\_ (do)? She \_\_\_\_\_ (spin) around.
- 2 Luis \_\_\_\_\_ (not wave) his arms, he \_\_\_\_\_ (clap) his hands!
- 3 \_\_\_\_\_ they \_\_\_\_\_ (step) backwards? No, \_\_\_\_\_ .
- 4 What \_\_\_\_\_ you \_\_\_\_\_ (do)? I \_\_\_\_\_ (stamp) my foot.
- 5 Katie \_\_\_\_\_ (juggle), she \_\_\_\_\_ (not do) magic tricks.

## 2 Which picture matches the sentences in 1? Look and circle *a* or *b*.



## 3 Write about picture *a*.

- 1 Etta \_\_\_\_\_ (+)
- 2 Luis \_\_\_\_\_ (?)
- 3 They \_\_\_\_\_ (-)
- 4 You \_\_\_\_\_ (?)
- 5 Katie \_\_\_\_\_ (+)

**4**  **Make a dancing person. Move it and say.**

What is she doing?

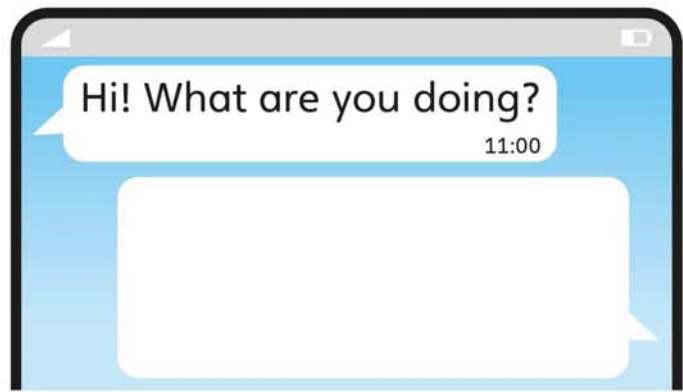
She's stepping backwards.




**5**  **Listen and tick .**



**6** **Imagine it's Saturday at 11 a.m. Write a message saying what you are doing.**



**7**  **Ask and answer. Find someone who has got the same activity as you.**

Are you playing computer games?

No, I'm not.



**I can** talk about action words using **be** and **-ing**.



# Story lab

READING

I will read a story about a talent show.

## TALENT SHOW

1 Complete the sentences. Then match.





- 1 \_\_\_\_\_ getting ready for the \_\_\_\_\_ ?
- 2 She \_\_\_\_\_ computer games. She doesn't like shows.
- 3 Look at Max! He's \_\_\_\_\_ really well! What \_\_\_\_\_ you \_\_\_\_\_ ?
- 4 No, \_\_\_\_\_. You \_\_\_\_\_ taking \_\_\_\_\_ .
- 5 Wow! Yara's \_\_\_\_\_ well! She \_\_\_\_\_ dropping anything!
- 6 And Snowball \_\_\_\_\_ away!


## 2 Read the story again. Circle T (True) or F (False).


- 1 Ellie doesn't like talent shows. T / F      2 Ellie isn't drawing. T / F  
3 Yara is doing gymnastics. T / F      4 Ellie performs her talent. T / F

## 3 Look at the different endings for the story and complete.



**a** Freddie is  \_\_\_\_\_ .  
Everyone is  \_\_\_\_\_ .

Ellie is getting ready. She's nervous.

Ellie, Freddie, Max and Yara are on stage.  
They are  \_\_\_\_\_ .

**b** Freddie is  \_\_\_\_\_ .

Oh no! Ellie's tablet isn't working!

Yara, Max and Freddie are  \_\_\_\_\_ with Ellie. Everyone is clapping and  \_\_\_\_\_ their feet!

## 4 Draw one of the frames from 3. Show a partner. Can they guess which one?



## 5 Think about the story. Answer.

- 1 Whose talent do you like?  
\_\_\_\_\_
- 2 Imagine you are in the show. What's your talent? \_\_\_\_\_
- 3 Imagine you are going on stage. How do you feel? \_\_\_\_\_

## 6 Make your story book. → page 115

**I can** read a story about a talent show.

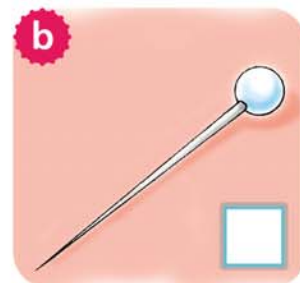



# Phonics lab

A, E AND I

I will learn the  
a, e and i sounds.

**1**  Listen and tick . Then say.



**2** Choose and write six words. Play *Bingo*!

bin  
clap  
dance  
man  
men  
pet

_____	_____
_____	_____
_____	_____

sing  
snap  
spin  
step  
twin  
left

**3**  Listen and say the tongue twister. Then listen again and write.

\_\_\_\_\_

\_\_\_\_\_



# Experiment lab

SCIENCE: BONES AND MUSCLES

I will learn about bones and muscles.

## 1 Read, match and complete.

- 1 She's singing. She's using muscles in her chest and \_\_\_\_\_ .
- 2 He's sitting up. He's using muscles in his \_\_\_\_\_ .



## 2 Read the fun facts and circle. Then listen and check.

There are **26** / **206** / **2600** bones in the human body.



The heart is a **bone** / **muscle** .



**Babies** / **Adults** have got more bones.



A  /  uses more muscles.

## EXPERIMENT TIME

### Report

- 1 Think about your experiment. Read and answer.



- 1 Which pose was easy?
- 2 Which pose was difficult?
- 3 Which muscles do you feel when you do the poses?

- 2 Write your report.

### Yoga moves

The tree was easy. When I do this pose, I'm using muscles in my ...



**I know** about bones and muscles.



# Language lab 2

GRAMMAR: DESCRIBING ACTIONS

*I will describe actions using well / quickly / badly.*

**1**  What's happening now? Listen and tick .



**2** Change the words to describe actions. Then say a sentence.

- 1 good \_\_\_\_\_
- 2 bad \_\_\_\_\_
- 3 quick \_\_\_\_\_
- 4 slow \_\_\_\_\_
- 5 beautiful \_\_\_\_\_
- 6 backwards \_\_\_\_\_

**3**  Play *Two True, One False*.

I dance beautifully. I run quickly. I juggle well.

'I run quickly' is false!

No - try again!



**18** **I can** describe actions using well / quickly / badly .

