

FUN Skills



Student's Book

2

with Home Booklet

Claire
Medwell



Montse
Watkin

FUN Skills



Student's Book

2

Claire Medwell ● Montse Watkin

Cambridge University Press

www.cambridge.org/elt

Cambridge Assessment English

www.cambridgeenglish.org

Information on this title: www.cambridge.org/9781108677370

© Cambridge University Press and Cambridge Assessment 2020

This publication is in copyright. Subject to statutory exception and to the provisions of relevant collective licensing agreements, no reproduction of any part may take place without the written permission of Cambridge University Press.

First published 2020

20 19 18 17 16 15 14 13 12 11 10 9 8 7 6 5 4 3 2 1

Printed in Dubai by Oriental Press


A catalogue record for this publication is available from the British Library

ISBN 978-1-108-67737-0 Student's Book 2 with Home Booklet 2 and Audio Download


The publishers have no responsibility for the persistence or accuracy of URLs for external or third-party internet websites referred to in this publication, and do not guarantee that any content on such websites is, or will remain, accurate or appropriate. Information regarding prices, travel timetables, and other factual information given in this work is correct at the time of first printing but the publishers do not guarantee the accuracy of such information thereafter.

Download the audio for all the activities in the Student's Book and Home Booklet from www.cambridge.org/funskillsresources

Contents



Map of the book	4
1 My school bag	6
2 Fun in the park!	10
Review 1–2	14
3 It's my birthday!	16
4 My favourite things	20
Review 3–4	24
5 Let's go shopping!	26
6 Cool homes	30
Review 5–6	34
7 What would you like?	36
8 Let's have fun!	40
Review 7–8	44
9 Let's go to the zoo!	46
10 Fun on the beach	50
Review 9–10	54
11 Our things	56
12 What's your favourite game?	60
Review 11–12	64
Pairwork	66
Grammar fun!	70
Grammar fun pairwork!	76
Skills checklists	78
Word list	82
Meet the characters	86
Acknowledgements	88



Map of the book

Unit	Topic	Skills focus	Can do	
1 My school bag page 6	School bags and contents	Reading and Writing Read short sentences and recognise key words Tick or cross to show if a sentence is true or false	Read and understand short, simple words and the names of familiar objects	Chant Think Big
2 Fun in the park! page 10	Leisure activities	Reading and Writing Read short sentences about a picture and say whether they are true or not	Understand basic descriptions of everyday activities	
Review Units 1–2 page 14				
3 It's my birthday! page 16	Birthday activities Prepositions of place	Listening Identify key words in descriptions of people and select the correct name for each person by drawing a line to connect them Speaking Give and respond to simple instructions using prepositions of place	Understand simple spoken descriptions Understand and follow spoken instructions to point at and place objects in a picture	Chant
4 My favourite things page 20	Favourite things	Reading and Writing Spell simple words correctly Speaking Respond to simple questions	Unjumble words to match a picture Answer questions with simple answers and respond to <i>Tell me about ...</i> questions	Chant
Review Units 3–4 page 24				
5 Let's go shopping! page 26	Things you can buy	Listening Listen for and write numbers (1–20) Spell names	Understand and write letters of the alphabet when heard Understand and write numbers 1–20 when heard	Song Think Big
6 Cool homes page 30	Houses, rooms and furniture	Reading and Writing Read a text, then choose and copy words to complete sentences	Understand and copy simple words	Think Big
Review Units 5–6 page 34				





Unit	Topic	Skills focus	Can do	
7 What would you like? page 36	Food	Speaking Understand and respond to personal questions	Understand simple questions Give simple answers	Chant
8 Let's have fun! page 40	Pastimes and hobbies	Listening Listen for specific information Tick the correct box under a picture	Understand simple spoken descriptions of people and everyday objects	Think Big
Review Units 7–8 page 44				
9 Let's go to the zoo! page 46	Animals	Reading and Writing Read questions about a picture story Write one-word answers	Answer simple questions about a picture	Song Think Big
10 Fun on the beach page 50	Seaside activities	Listening Listen to words, colours and prepositions Locate objects and colour them correctly	Understand and follow simple basic instructions Follow a short story in simple English	
Review Units 9–10 page 54				
11 Our things page 56	Personal possessions	Speaking Understand and answer questions about pictures of objects	Understand simple questions Give simple answers	Song
12 What's your favourite game? page 60	Games	Reading and Writing Read short sentences about a picture and say whether they are true or not.	Can understand basic descriptions.	Chant
Review Units 11–12 page 64				
Pairwork pages 66–69		Skills checklists pages 78–81		
Grammar fun! pages 70–75		Word list pages 82–85		
Grammar fun pairwork! pages 76–77		Meet the characters pages 86–87		

1 My school bag




1 Look at the photos. Talk with a friend.

- 1 How many school bags can you see?
- 2 What colours are they?

3 What colour is your school bag?

2 Listen and match the bags to the children.




6 Eva

Sue

Ben

Tom



THINK BIG
Which bags are good?





3 Look at Max's school bag. How many things can you name?



4 Draw three objects in your bag and write.

I've got _____ , _____
and _____ in my school bag.

5 Find out about your friend's bag.

What's in your bag?

I've got a ruler.

Me too!

6 Read, think and write.

1 ✓ It's in Max's bag. ✗ It's not in my bag.
It's _____ .

2 ✓ It's in my bag. ✗ It's not in Max's bag.
It's _____ .

3 ✗ It's not in my bag. ✗ It's not in Max's bag.
It's _____ .

It's a notebook!



1 Look at the photos. Talk with a friend.

What's this?

What are these?

It's a/an ...

They're ...



Let's tidy up!

2 Listen to the chant and match the photos.

3 Complete the words.

Example post e r

1 _____ board

2 book _____

3 _____ puter

4 key _____

cup

er

com

case


board

- 4  Work with a friend.
Give instructions and tidy your classroom.



TIP!


Don't forget to say
please and thank you!

- 5  Look and read. Put a tick (✓) or a cross (X) in the box.
There are two examples.

Examples

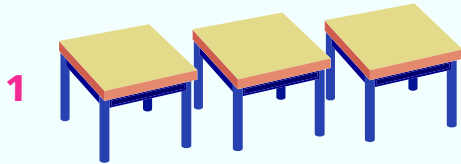


This is a pen.




These are rulers.

Questions




These are desks.




This is a cupboard.



This is a bookcase.



These are crayons.



This is a poster.

