

FUN SKILLS



FUN CAMP
THIS WAY



Bridget
Kelly

Anne
Robinson

Student's Book

5

with Home Booklet



WITH AUDIO
DOWNLOADS



FUNskills



Student's Book

5

Bridget Kelly ● Anne Robinson

Cambridge University Press

www.cambridge.org/elt

Cambridge Assessment English

www.cambridgeenglish.org

Information on this title: www.cambridge.org/9781108563765

© Cambridge University Press and Cambridge Assessment 2020

This publication is in copyright. Subject to statutory exception and to the provisions of relevant collective licensing agreements, no reproduction of any part may take place without the written permission of Cambridge University Press.

First published 2020

20 19 18 17 16 15 14 13 12 11 10 9 8 7 6 5 4 3 2 1

Printed in Dubai by Oriental Press

A catalogue record for this publication is available from the British Library

ISBN 978-1-108-56376-5 Student's Book 5 with Home Booklet 5 and Audio Downloads


The publishers have no responsibility for the persistence or accuracy of URLs for external or third-party internet websites referred to in this publication, and do not guarantee that any content on such websites is, or will remain, accurate or appropriate. Information regarding prices, travel timetables, and other factual information given in this work is correct at the time of first printing but the publishers do not guarantee the accuracy of such information thereafter.

Download the audio for all the activities in the Student's Book and Home Booklet from www.cambridge.org/funskillsresources

Contents



Map of the book	4
1 About me	6
2 At school	10
Review 1–2	14
3 Special days, special times!	16
4 Earth-friendly, planet-clever	20
Review 3–4	24
5 Animals at home	26
6 Winter sports, summer sports!	30
Review 5–6	34
7 Guessing, tasting, smelling, helping	36
8 Dangerous and interesting	40
Review 7–8	44
9 Around town	46
10 Wonderful world	50
Review 9–10	54
11 Going places	56
12 Discovering space	60
Review 11–12	64
Pairwork	66
Song and chants	67
Grammar fun!	70
Grammar fun pairwork!	76
Skills checklists	78
Word list	82
Meet the characters	86



Map of the book

Unit	Topic	Skills focus	Can do	
1 About me page 6	Describing people	Reading and Writing Read and complete a dialogue from choices given Speaking Give personal details (name, age, preferences, etc.)	Read and understand short dialogues Talk briefly about personal details	Song
2 At school page 10	School subjects	Listening Listen for names, spelling and numbers Speaking Respond to questions with short answers Answer questions about a timetable	Understand simple spoken descriptions Understand, ask and answer simple questions	
Review Units 1–2 page 14				
3 Special days, special times! page 16	Months, events	Reading and writing Read for gist and specific information Choose and copy words Listening Listen for specific information and tick the correct box	Understand short stories using narrative tenses Understand simple spoken descriptions	Think big Chant
4 Earth-friendly, planet-clever page 20	Clothes, accessories and materials	Speaking Tell a simple story	Tell a short simple story using pictures or own ideas	Think big
Review Units 3–4 page 24				
5 Animals at home page 26	Animals' appearance	Reading and Writing Read a text and choose missing words to fill gaps Listening Listen and colour a picture	Understand and complete a short factual text Understand a short description	
6 Winter sports, summer sports! page 30	Sports and leisure	Listening Listen for detail and complete notes Reading and Writing Write a simple story	Understand a simple spoken narrative Write a short simple story using pictures or own ideas	
Review Units 5–6 page 34				





Unit	Topic	Skills focus	Can do	
7 Guessing, tasting, smelling, helping page 36	Objects around the house, food	Reading and Writing Match definitions and words Speaking Understand and respond to personal questions	Read and understand simple descriptions of pictures or familiar topics Understand and respond to simple personal questions	Chant
8 Dangerous and interesting page 40	Jobs	Reading and Writing Complete a gapped text with grammatical words in context Speaking Understand and tell a short story using pictures Exchange information	Read and understand a short story Can understand and answer simple questions	
Review Units 7–8 page 44				
9 Around town page 46	Places in town, directions	Listening Listen for words, names and detailed information Match pictures and words Reading and Writing Read a story and complete sentences with 1, 2, 3 or 4 words	Understand simple spoken descriptions of objects, people or events Read and understand a short story	
10 Wonderful world page 50	Natural features and wildlife	Listening Listen for words and colours Listen, colour and write Speaking Understand and tell a story using pictures	Understand instructions and simple short descriptions Understand simple short stories Tell a simple short story using pictures or own ideas	
Review Units 9–10 page 54				
11 Going places page 56	Travel and transport	Reading and Writing Read a story and complete sentences with 1, 2, 3 or 4 words	Understand simple stories	Chant
12 Discovering space page 60	Space	Reading and Writing Write a story based on pictures and texts	Write a short simple story using pictures or own ideas	
Review Units 11–12 page 64				
Pairwork page 66 Song and chants pages 67–69 Grammar fun! pages 70–75 Grammar fun pairwork! pages 76–77		Skills checklists pages 78–81 Word list pages 82–85 Meet the characters pages 86–87		

1

About me



Tell me everything!

1 Can you tell me your favourite colour?

2 _____

3 What's your favourite subject?

4 What do you want to be?

Are you happy, are you sad?

Has your day been good or bad?

Which songs can you sing?

Oh tell me, tell me everything!

5 Can you tell me your favourite movie?

6 _____

7 What's your favourite book to read?

8 And what's your dream holiday?

Are you happy, are you sad? ...

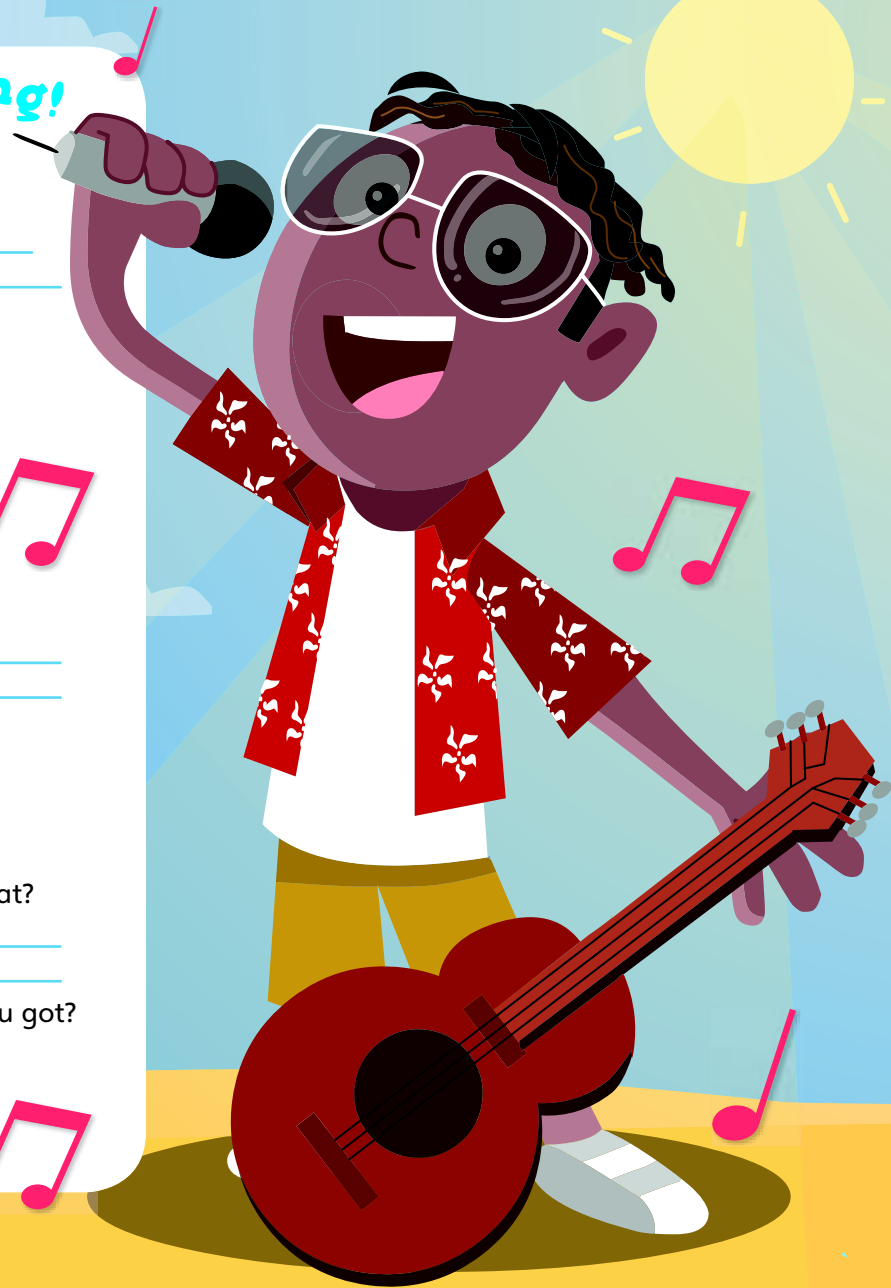
9 Which sports do you think you're good at?

10 _____

11 How many sisters and brothers have you got?

12 How do you get to school?


Are you happy, are you sad? ...





1 Listen and write the missing questions in the song.


Which games do you like to play? Which places would you like to see?
Which music do you think sounds cool?


2 Listen again and sing the song.


3  Read the answers to some of the questions in the song. Which questions do they answer?


A  Tennis and hockey are my favourite sports and I'm good at them, too.


D  One of each. Their names are Tom and Betty.

B  It's English. I like learning languages.


E  That's difficult but I think I like blue the best.

C  I want to be a doctor and work in a hospital.

F  I'd like to go camping in the mountains for a week.


G  By car. My older brother Tom drives me there.



4  Listen to Sophia answering some questions and fill in the table.

Name and surname	Sophia <i>Green</i>
Age	
Favourite colour	
Cool music	
Sister(s)/brother(s)	
Dream holiday	
Favourite sport	



5  Ask a friend questions and write their answers in the table. Tell the class about your friend.













Surname	
Age	
Favourite colour	
Cool music	
Sister(s)/brother(s)	
Dream holiday	
Favourite sport	

Hello, Mark. What's your surname?



1 **04** Look at the photos and listen. Write Holly, Rob, Katy and Oliver.

Friend Finder

<p>1 </p>	<p>2 </p>	<p>3 </p>	<p>4 </p>
<p> _____</p> <p> _____</p>	<p> _____</p> <p> _____</p>	<p> <i>friendly</i> _____</p> <p> _____</p>	<p> _____</p> <p> _____</p>

2 **04** Look and write the words in the correct columns. Then listen again and match them to the friends in task 1.

funny lazy interesting unfriendly popular cool
tidy boring untidy kind ~~friendly~~



friendly _____



unfriendly _____


3 Read and choose the correct answers.

- 0 Rob's very friendly / funny because he likes talking to people.
- 1 Oliver never sends text messages, so his friends think that he's boring / tidy.
- 2 Holly's untidy / kind because she buys lots of presents.
- 3 Katy's interesting / unfriendly after she practises the violin.
- 4 Oliver's got a lot of friends. He's lazy / popular.
- 5 Katy's untidy / cool because she plays in a famous band.

4 **...** Who would you like to be friends with? Why?

I'd like to be friends with Rob, because he's funny and he likes watching TV in bed.

I'd like to be friends with Katy because she's cool and she plays the violin.

- 5  Read the internet profiles. Which two people from task 1 do you think they are for?



I'm still at school but I want to be an actor because I'm good at telling funny stories. I can be lazy at the weekend but I think that's OK. Everyone should be lazy sometimes! My favourite sport's skateboarding and my dream holiday's camping in a forest.



I play in a really great band. You should listen to us! I have really interesting stories to tell, but I can be unfriendly after I practise. I am often really tired as well. I do not like football, I do not like school and I do not have a favourite food.






- 6  Read the information box and talk with a friend. Which profile from task 5 do you think is better? Why?

Internet profiles should be short – fewer than 50 words. They should tell us lots of different things. Tell us what you like, what you are good at and what you want to do. It's OK to say that you are bad at something, but try to talk about things that make you happy. Use adjectives, but don't use the same words over and over again – that's boring. And don't forget to choose a nice photo!

- 7  Now write your own internet profile.

- 1 Think of three words that describe you.
- 2 Think of two or three other things that you want to tell people. Use the song on page 6 to help you.
- 3 Complete the tables and choose a photo.



NAME:

DETAILS:

MY PROFILE:

David

Mr Williams

Sarah

AFTER SCHOOL HOMEWORK CLUB



Emma

Jim

1 Look at the picture. Read the sentences below and choose the correct answers.

- 0 One of the girls is doing a project about music / rainbows.
- 1 Three / Two people are wearing glasses.
- 2 All / Some of the boys are using computers.
- 3 One of the girls is reading a dictionary / comic.
- 4 There is a bottle / shoe in one of the bins.

2 Listen and look. Where are Sarah's glasses?

3 Listen and draw lines. There is one example.

