

BBC

do getter



 Pearson

Student's Book **and eBook**

Sandy Zervas • Catherine Bright

1

Contents

▶ Grammar/Communication video ▶ Grammar animation ▶ Culture video

Unit	Vocabulary	Grammar	Skills	Revision
0 Get Started! p. 4	<ul style="list-style-type: none"> • The alphabet • Numbers • Colours • In my bag • Classroom objects 	<ul style="list-style-type: none"> • <i>a/an</i> • Plural nouns • <i>My/your</i> 	<ul style="list-style-type: none"> • Classroom language • Spelling words/names • Simple introductions (<i>I'm ... / My name is ... ; This is ...</i>) 	
1 Family and friends p. 10	<ul style="list-style-type: none"> • Family • Countries and nationalities • Places 	<ul style="list-style-type: none"> • Possessive 's • <i>to be</i> affirmative ▶▶ • Possessive adjectives <i>my, your, his, her</i> • <i>to be</i> negative ▶ 	Communication: Introductions Exam ▶ Reading: My family album Exam Listening: Best friends Exam Writing: Me and my best friend; Capital letters	Language Revision Pronunciation: /v/ and /b/
p. 20	BBC	Get Culture!	English around the world ▶ This is the UK Project: English around the world (presentation)	
2 My things p. 22	<ul style="list-style-type: none"> • Clothes • Adjectives • My things 	<ul style="list-style-type: none"> • <i>this/that/these/those</i> ▶▶ • <i>too big/small</i> • <i>to be</i> questions and short answers ▶ 	Communication: Asking for personal information Exam ▶ Reading: Super backpack! Exam Listening: Favourite things Exam Writing: My favourite things; Punctuation	Language Revision Pronunciation: /ð/ and /d/
p. 32	Skills Revision 1&2 Exam			
3 In the house p. 34	<ul style="list-style-type: none"> • In the house • Prepositions of place • Household objects 	<ul style="list-style-type: none"> • <i>there is / there are</i> affirmative ▶▶ • <i>there is / there are</i> negative and questions • <i>a/an, any</i> ▶ 	Communication: Having a guest Exam ▶ Reading: A skateboarder's dream Exam Listening: My bedroom Exam Writing: My bedroom; Apostrophes	Language Revision Pronunciation: /ɪ/ and /i:/
p. 44	BBC	Get Culture!	Houses in the UK ▶ Hampton Court Palace Project: Houses in my area (presentation)	
4 About me p. 46	<ul style="list-style-type: none"> • Face and hair • Parts of the body • Personality adjectives 	<ul style="list-style-type: none"> • <i>have got</i> affirmative and negative Exam ▶▶ • Regular and irregular plural • <i>have got</i> questions and short answers ▶ • Possessive adjectives <i>its, our, your, their</i> 	Communication: Apologising Exam ▶ Reading: Personality quiz Listening: Cartoon characters Writing: My favourite character; Paragraphs	Language Revision Pronunciation: /h/
p. 56	Skills Revision 3&4 Exam			

Unit	Vocabulary	Grammar	Skills	Revision
<h2>5</h2> <h3>Things I can do</h3> <p>p. 58</p>	<ul style="list-style-type: none"> Action verbs Exam Collocations with <i>make, play</i> and <i>ride</i> 	<ul style="list-style-type: none"> <i>can</i> affirmative and negative ▶▶ <i>can</i> questions and short answers ▶ 	<p>Communication: Suggestions Exam ▶</p> <p>Reading: Sign language</p> <p>Listening: After-school clubs Exam</p> <p>Writing: After-school club ad; <i>and, but</i></p>	<p>Language Revision</p> <p>Pronunciation: /a:/ and /æ/</p>
	p. 68	BBC Get Culture! Kids' London ▶ Free time activities Project: Fun things to do in your town (leaflet)		
<h2>6</h2> <h3>My day</h3> <p>p. 70</p>	<ul style="list-style-type: none"> Daily activities Days of the week Months 	<ul style="list-style-type: none"> Present Simple affirmative ▶▶ Adverbs of frequency ▶ 	<p>Communication: Telling the time ▶</p> <p>Reading: A day with ... <i>Dreamtime Traveler!</i></p> <p>Listening: My typical weekend Exam</p> <p>Writing: My typical weekend; <i>before, after</i></p>	<p>Language Revision</p> <p>Pronunciation: /s/, /z/ and /ɪz/</p>
	p. 80	Skills Revision 5&6 Exam		
<h2>7</h2> <h3>Animals</h3> <p>p. 82</p>	<ul style="list-style-type: none"> Wild animals Pets Money Adjectives 	<ul style="list-style-type: none"> Present Simple negative ▶▶ Present Simple questions and short answers ▶ 	<p>Communication: Buying a ticket ▶</p> <p>Reading: Amazing animals! Exam</p> <p>Listening: Pets Exam</p> <p>Writing: An email to a friend; Starting and ending an email</p>	<p>Language Revision</p> <p>Pronunciation: /s/</p>
	p. 92	BBC Get Culture! Pets in the UK ▶ The London Zoo Project: Our pets (digital photo album)		
<h2>8</h2> <h3>I like that!</h3> <p>p. 94</p>	<ul style="list-style-type: none"> Sports Exam Seasons and weather Healthy lifestyle 	<ul style="list-style-type: none"> <i>love/like/don't like/hate</i> + <i>-ing</i> ▶▶ object pronouns Question words Exam ▶ 	<p>Communication: Talking about the weather Exam ▶</p> <p>Reading: Teen health Exam</p> <p>Listening: My healthy lifestyle Exam</p> <p>Writing: My lifestyle; Checking for grammar mistakes</p>	<p>Language Revision</p> <p>Pronunciation: /r/</p>
	p. 104	Skills Revision 7&8 Exam		
p. 106	Extra reference: Answers, Student A activities			
p. 107	Extra reference: Songs and raps			
p. 108	Extra reference: Pairwork activities, Student B activities			
p. 109	Wordlist			

O

Get started!

How do you spell that?

I can say and spell my name and surname.

In this unit

- I'm ... / My name is ...
- This is ...
- My/your
- The alphabet
- Spelling words/names
- Numbers
- Colours
- In my bag
- Classroom objects
- Classroom language

Hello!



Hi! My name's Jen. I'm ten years old and my hobby is making cupcakes.



Hi! I'm Alex. I'm twelve. My hobbies are computers and computer games!



I'm Lian and I'm twelve. My hobby is skateboarding. I love all sports, really.



Hello. My name's Lucas. I'm from Spain but I'm in the UK now. My hobbies are music and Maths.

I'm Miranda Newman.



And I'm Larry Newman. We're Jen and Alex's mum and dad!



1



0.1 Intro video

2 Look at the photos and read. Complete the children's hobbies.

- 1 Jen making cupcakes
- 2 Alex computers and _____
- 3 Lian all _____
- 4 Lucas _____ and Maths

1 1 1.2 Watch or listen and read. Who is not from the UK?

3 Game! Stand in a line. Ask and answer.

A: *Hi, I'm Mario. What's your name?*

B: *I'm Isabella. Hi, I'm Isabella. What's your name?*

C: *My name's David. ...*

4 **1.3** **1.4** Listen and do the Alphabet Rap.



E, F, G,

Say the alphabet, say it with me!

H, I, J, K, L, M, N, O, P,



is funny as you can see.

R, S, T, U and V

four more letters and we're free.

W, X, Y and - Shh ...



is sleepy, so are we!

5 Complete the words with the letters in the box. Say the letters.


t h g x l s




1 _girl



2 bo _




3 _andwich



4 _able



5 _ion



6 fis_

6 **1.5** Listen and tick (✓) the letters you hear.

1 A E I

2 G J C

3 W U Y

4 B D P

5 M N F

6 l J Y

7 Work in pairs. Say the alphabet. Stop when the teacher tells you. Your partner says what comes next.

A, B, C, D, ...

Stop!

E!

LOOK!

LL = double L

8 **1.6** Listen to the surnames.

Complete the missing letters. Check with your partner.

1 N E W M A N

2 _ R _ I _

3 _ A _ E _ _ _ _

4 _ _ G _ _ N _

9 Work in pairs. Ask for your partner's surname. Write it down.

A: *What's your surname?*

B: *Brown.*

A: *How do you spell that?*

B: *B-R-O-W-N.*



10 Have a class spelling competition.

Apple. A-double P-L-E.
Apple.



Meet Dug and Kit



This is Dug. Dug is also Superdug. Superdug is a superhero.

This is Kit. Kit is very clever. She is Dug's best friend.

- 1 1.7 Listen and read. Look at the picture. Then circle the correct answer.

Dug / Kit is a superhero.

- 2 1.8 Listen and repeat.

Vocabulary Numbers 1-20

1 one	11 eleven
2 two	12 twelve
3 three	13 thirteen
4 four	14 fourteen
5 five	15 fifteen
6 six	16 sixteen
7 seven	17 seventeen
8 eight	18 eighteen
9 nine	19 nineteen
10 ten	20 twenty

- 3 Complete the numbers.

1 o_n_e	7 _e_e_
2 _w_	8 e_i__t
3 t_r__	9 _in_
4 _o_r	10 t__
5 f__e	11 _le__n
6 _i_	12 t_e_v_

- 4 Write the answers in words.

1 six + six = twelve

2 eighteen - three = _____

3 two + eleven = _____

4 twenty - nine = _____

5 seventeen - three = _____

6 two + seven = _____

7 five + two = _____

8 sixteen - twelve = _____

5  **1.9** Listen and repeat.

Vocabulary Numbers 10-100

10 ten	60 sixty
20 twenty	70 seventy
30 thirty	80 eighty
40 forty	90 ninety
50 fifty	100 a hundred

6 Circle the correct number.

- | | | | |
|------------|----------------|-----------|---------|
| 1 forty | 14 / <u>40</u> | 4 eighty | 18 / 80 |
| 2 fifteen | 15 / 50 | 5 twenty | 12 / 20 |
| 3 thirteen | 13 / 30 | 6 sixteen | 16 / 60 |

7  **1.10** Listen and write the number you hear.

- | | | |
|--------------|--------------|--------------|
| a <u>20</u> | d <u> </u> | g <u> </u> |
| b <u> </u> | e <u> </u> | h <u> </u> |
| c <u> </u> | f <u> </u> | |

8  **1.11** Listen and repeat.

Vocabulary Colours

black blue brown green grey
orange pink purple red
white yellow

9 Look at Exercise 3. Write numbers which are this colour. There are two numbers for one of the colours.

- | | | | | | |
|--------|--------------|--------|------------|-------|------------|
| red | <u> 9 </u> | green | <u> </u> | pink | <u> </u> |
| grey | <u> </u> | white | <u> </u> | black | <u> </u> |
| blue | <u> </u> | purple | <u> </u> | brown | <u> </u> |
| orange | <u> </u> | yellow | <u> </u> | | |

10 Game! Student A: Listen to Student B and guess! Then swap roles.

- A: *What's your favourite colour?*
 B: *Not pink, not brown, not white, not yellow, not green, not red, not blue, not grey, not black, not orange.*
 A: *It's purple!*

11 Look at the picture below. Match 1-8 to a-h.

- | | |
|----------------------|--------------------|
| 1 The elephants are | a blue. |
| 2 The flowers are | b black and white. |
| 3 The zebras are | c red. |
| 4 The sky is | d grey. |
| 5 The oranges are | e green. |
| 6 The lemons are | f pink. |
| 7 The trees are | g orange. |
| 8 The flamingoes are | h yellow. |

12 Game! Finish the sentences.

- A: *The elephants are ...*
 B: *... green.*
 C: *No! They're grey. The flowers are ...*
 D: *Red!*
 E: *Yes! The zebras are ...*





1 **1.12** Listen and repeat. Name the objects in Jen's school bag.

Vocabulary In my bag

book coloured pencil notebook pen
pencil pencil case pencil sharpener
rubber ruler sandwich scissors

LOOK! a book, a pencil
an apple, an umbrella

2 Write *a* or *an* before the words.

- | | |
|---------------------|----------------|
| 1 <u>a</u> notebook | 5 ___ ruler |
| 2 <u>an</u> apple | 6 ___ elephant |
| 3 ___ pencil | 7 ___ book |
| 4 ___ egg | 8 ___ orange |

LOOK! a pencil six pencils
an orange two oranges
a box four boxes
a sandwich two sandwich**es**

3 Look at the picture. How many of these objects can you see in Jen's bag?

- | | |
|---------------------|-------------------------|
| 1 notebook? | <u>Three notebooks.</u> |
| 2 pencil sharpener? | _____ |
| 3 rubber? | _____ |
| 4 sandwich? | _____ |
| 5 coloured pencil? | _____ |
| 6 pencil case? | _____ |

4 **1.13** Listen and repeat. Check the meaning of these words in a dictionary.

Vocabulary Classroom objects

bin board chair clock desk

5 Find the objects in the Vocabulary box in your classroom and point to them. How many are there?

LOOK! It's a pencil.
They're pencils.

6 Work in pairs. Guess what these objects are. Then go to page 106 and check.



1 It's a _____



2 They're _____



3 _____



4 _____



5 _____



6 _____

7 1.14 Listen and repeat.

Communication Classroom language

- | | |
|---------------------------------|----------------------------------|
| Close your books. | Work in pairs. |
| Listen (<i>to the story</i>). | Write (<i>your name</i>). |
| Look (<i>at the photo</i>). | |
| Open your books. | Can you help me? |
| Read (<i>the text</i>). | Can you repeat (that)? |
| Sit down. | I'm ready. |
| Stand up. | What's <i>kredka</i> in English? |

8 Read the expressions in the Communication box again. Who usually says them: Teacher or Student?

LOOK! Can you help me, **please**?
Stand up, **please**!



9 1.15 Match 1–5 to a–e. Listen and check. Act out the dialogues in pairs.

- 1 e Can you repeat that, please?
- 2 Can you help me, Miss?
- 3 How do we say *elefante* in English?
- 4 I'm ready!
- 5 What does *amazing* mean?

- a We say *elephant*.
- b Good. Class, are you ready too?
- c It means *really good*.
- d Yes, Maria. How can I help you?
- e Yes, Tomas. Giraffe. Giraffe. OK?



10 Game! Be a teacher. Tell other students what to do. Use the expressions in the Communication box.



1

Family and friends

Vocabulary I can talk about people in a family.



In this unit

Vocabulary

- Family
- Countries and nationalities
- Places

Grammar

- possessive 's
- to be affirmative
- possessive adjectives
- to be negative

1 Read these words. What do they mean?

brother dad granddad granny mum sister



2 1.16 Listen and repeat. Find the people in Mark's family pyramid on page 10. Use the colours to help you.

Vocabulary Family

mother mum father dad parents
grandfather grandad grandmother granny
son daughter brother sister
aunt uncle cousin

3 Complete the family words. Use the Vocabulary box to help you.

He	She
father	<u>mother</u>
_____	grandmother
son	_____
_____	sister
uncle	_____
_____	cousin

4 Match 1-4 to a-d.

- | | |
|---------------|-----------|
| 1 father | a grandad |
| 2 grandmother | b dad |
| 3 mother | c granny |
| 4 grandfather | d mum |

LOOK!

Paul = Mark's father
Lucy = Rose's daughter

5 Look at the family pyramid on page 10 and write the names.

- Mark's grandfather John
- Mark's sister _____
- Mark's aunt _____
- Mark's brother _____
- Mark's cousins _____
- Mark's grandmother _____
- Mark's uncle _____
- Mark's parents _____

6 Look at the family pyramid again. Complete the sentences. Use the names in the box.

Mark's Julia's Rose's Tom's Paul's Peter's

- Peter is Mark's uncle.
- Julia is _____ sister.
- David is _____ son.
- Anna is _____ daughter.
- John and Agatha are _____ parents.
- Lucy is _____ cousin.

7 1.17 Listen and circle T (true) or F (false). Then listen again and check your answers.

John



1 T/F

Anna



2 T/F

Julia



3 T/F

Agatha



4 T/F

Paul



5 T/F

Mark



6 T/F

I remember that!

8 Draw your family pyramid. Write the names of the people from your family.

Mum Alicia + Dad Pablo

Aunt Anna



Granny Maria



Grandad Emilio

It's Granny's birthday!

Today is Sophie's birthday. She is seventy years old. Sophie is Jen and Alex's grandmother. They are at her house.




Sophie: I'm so happy you're here.



Alex: It's aunt Megan!
Megan: Hello, Alex! Hold this, please! Be careful! It's Granny's birthday cake.
Alex: It's OK. I've got it!



Megan: Happy birthday, Mum! Here's your present.
Sophie: Thank you, my darling. Where's your son?
Megan: Jason is in Spain with his class. They're on a school trip. Here's a card from him.
Sophie: Oh, it's a lovely card!
Dad: Hello, sister!



Dad: We're ready for the cake!
Mum: Oh, no!

1 2 1.18 Watch or listen and read. Answer the questions.

- How old is Jen and Alex's granny today?
- Who is Jason?

2 Read the sentences. Circle T (true) or F (false). Correct the false sentences.

- Granny's name is Sophie. T / F
- They are at Jen and Alex's house. T / F
- There's a present for Granny in the box. T / F
- Jason is at home. T / F
- Dad is Aunt Megan's brother. T / F

3 1.19 Listen and repeat. Find these expressions in the story.

Hold this, please! Be careful!
I've got it!

Say it!

4 **Guess!** Jen and Alex's mum says 'Oh, no!' Why? Have a class vote. Choose a, b or c.

- a The cake is a mess. b It's not Granny's cake.
c There's a mouse in the box.

5 3 1.20 Now watch or listen and check.

Grammar to be affirmative

4 Get Grammar!

Long form	Short form
I am ten.	I' m ten.
You are ten.	You' re ten.
He/She/It is ten.	He/She/It' s ten.
We are ten.	We' re ten.
You are ten.	You' re ten.
They are ten.	They' re ten.



6 Find the sentences in the story. Write the missing word.

- They are at her house.
- 'I _____ so happy!'
- 'You _____ here!'
- 'It _____ Granny's birthday cake.'
- 'Jason _____ in Spain.'
- 'We _____ ready for the cake!'

7 Circle the correct answer.

- You are / is ready.
- Jason is / am Jen's cousin.
- I is / am here.
- It are / is a present for you.
- We am / are happy!
- Jen and Alex is / are at their Granny's house.

8 Rewrite sentences 1, 2, 3 and 5 in Exercise 7 using short forms of the verb to be.

- You're ready.*

LOOK!

- | | |
|------------|---|
| I → my | It's my birthday. I'm ten! |
| you → your | It's your birthday. You're eleven! |
| he → his | It's his birthday. He's twelve. |
| she → her | It's her birthday. She's nine. |

9 Complete with my, your, his or her.

- Alex: 'Granny, here's your birthday card!'
- Dad: 'It's my mother's birthday. We are at _____ house.'
- Sophie: 'I'm very happy! _____ family is here!'
- Megan: 'Jason is in Spain with _____ class.'
- Alex: '_____ birthday cake is in this box, Granny.'

10 1.21 How old are they? Follow the lines and complete the sentences. Then listen and check.

- Lucas: 'I 'm eleven.' 10
- Lian: 'Alex and I _____.' 16
- Lucas: 'My brother _____.' 11
- Lian to Jen: 'You _____, right?' 12

11 Read and complete with am, are or is.



My name ¹ is Lian and I ² am twelve years old. Alex and I ³ _____ best friends and classmates. His sister, Jen, ⁴ _____ ten years old. We ⁵ are friends too.

12 Look at Exercise 11. Write about you and your friends.

My name's ... and I ...



13 Read the poem. Make changes to talk about a friend or a classmate.

I'm ten today.
Hip, hip, hooray!
Let's have a break.
And eat **my** cake!



Ola's eleven today. ...

The Terrific Two Dug's family album



Kit: Dug? You are a superhero. What about your family?



Dug: Well, my parents aren't superheroes. Uncle Roberto is a superhero. He's French.
Kit: Roberto? It isn't a French name.
Dug: Sorry, you're right. Uncle Roberto isn't French. He's Spanish. Aunt Gigi is French.



Dug: Here I am with Mum and Dad.
Kit: You aren't happy in the photo!
Dug: No, I'm not! I'm hungry!



Dug: Dad's British and Mum is Polish.
Kit: OK, but ... What about you? ... Dug?



Superdug: No idea, Kit! Bye now!
Kit: Bye, Superdug! Be careful!

1 Look at the cartoon. How many types of dogs can you see?

2 1.22 Listen and read. What nationality is Uncle Roberto?

3 Read the sentences. Circle T (true) or F (false).

- 1 Uncle Roberto is a superhero. T / F
- 2 Aunt Gigi is French. T / F
- 3 Dug's parents are superheroes. T / F
- 4 Dug is happy in the photo. T / F
- 5 Dug's mum is British. T / F

Grammar *to be* negative

Long form	Short form
I am not Spanish.	I'm not Spanish.
You are not Spanish.	You aren't Spanish.
He/She/It is not Spanish.	He/She/It isn't Spanish.
We are not Spanish.	We aren't Spanish.
You are not Spanish.	You aren't Spanish.
They are not Spanish.	They aren't Spanish.

5 Get Grammar!



4 In your notebook, write negative sentences. Use the long form of the verb *to be*.

- 1 Dug is French. *Dug is not French.*
- 2 Kit is a dog.
- 3 Dug's parents are superheroes.
- 4 Dug: 'I am happy.'
- 5 Kit: 'You are in the photo, Dug.'
- 6 Dug is hungry.

5 Rewrite the sentences in Exercise 4 in your notebook. Use the short form of the verb *to be*.

- 1 *Dug isn't French.*

6 1.23 Look, listen and repeat.

Vocabulary Countries and nationalities

the UK / British	Italy / Italian
Spain / Spanish	France / French
Poland / Polish	China / Chinese
the USA / American	

7 Look at the flags. Complete the sentences about Dug's family with *is* or *isn't*. Correct the false sentences.

- 1 Aunt Teresa *isn't* Spanish. *She is Polish.*
- 2 Grandad Umberto _____ Chinese.
- 3 Cousin Lulu _____ French.
- 4 Cousin Chen _____ British.
- 5 Granny Flossie _____ American.

8 In your notebook, write sentences about Kit's friends and family.

1 Italy the UK

2 Spain the UK

3 France the UK

4 the USA China

9 Choose your nationality and play Three Guesses game.

- A: *You're Spanish!*
 B: *No, I'm not Spanish.*
 A: *You're British!*
 B: *No, I'm not British.*
 A: *You're Italian!*
 B: *Yes, I'm Italian.*