

GOLD experience

STUDENT'S BOOK

2ND EDITION

Sheila Dignen & Amanda Maris

A2+

Pre-Preliminary
for Schools

CONTENTS

Unit	Reading	Grammar	Vocabulary
Starter All about me	topic: favourite objects task: matching	<i>this/that/these/those</i> ; <i>be</i> : present and past simple; subject and object pronouns; possessive adjectives; <i>can/can't</i> ; imperatives; question words	objects and possessions
1 There's no place like home page 9	topic: growing up happy skill: finding specific information task: identify correct sentences	articles (p12) <i>some, any, (how) much, (how) many, all, a little, a few, a lot of</i> (p14)	around town: places and buildings
2 Try something different page 21	topic: hobbies you can learn online skill: recognising the purpose of a message or notice task: multiple choice	present simple and present continuous (p24) subject and object questions (p26)	collocations: practising and improving
3 Read all about it page 33	topic: railway to the rescue skill: understanding text structure task: gapped text	past simple and past continuous (p36) <i>someone, anyone, nothing, everything</i> , etc. (p38)	adjectives, strong adjectives, adjective order
4 Live and learn page 45	topic: the School Enterprise Challenge skill: answering a question about the whole text task: multiple choice	the future: plans and intentions (<i>going to</i> , present continuous, present simple) (p48) the future: predictions (<i>will, may/might</i>) (p50)	ways of learning
5 Get the look! page 57	topic: improving your look skill: finding specific information; understanding detail task: multiple matching	comparatives and superlatives; (<i>not</i>) <i>as ... as</i> ; <i>too/enough</i> (p60) <i>much/a lot/a bit</i> + comparative, <i>not quite as ... as</i> (p62)	describing appearance

Listening	Speaking	Writing	Switch on
topic: back to school task: matching	topic: all about me task: asking and answering questions about personal information	topic: favourite objects task: online post	
topic: hanging out with friends skill: listening for specific information task: multiple choice (pictures)	topic: family time skill: planning what to say task: describing a photo	topic: what makes a place great skill: note-taking and planning task: article	video: home town performance project: planning an event
topic: is joining a club good for you? skill: listening for detail; predicting information you are listening for task: notes completion	topic: games and free time activities skill: discussing options; making suggestions; giving opinions task: collaborative task	topic: hobbies and personality skill: using adjectives task: online profile	video: musician family project: an expert profile
topic: story slams skill: listening for specific information and detailed meaning task: multiple choice	topic: something funny happened to me skill: tenses; understanding a good model; planning task: tell a story	topic: short stories skill: interesting the reader; planning task: story	video: Teen Press project: recording an interview
topic: schools: past, present and future skill: understanding general meaning task: multiple choice	topic: meeting school friends skill: making arrangements task: long turn	topic: school exchanges skill: reading the task carefully; beginning and ending emails task: email	video: school swap project: class debate
topic: shops that offer more than shopping skill: listening for specific information task: sentence completion	topic: ways of shopping skill: making guesses task: describing a photo	topic: app and website reviews skill: structuring and planning a review task: review	video: fashion factory project: create a clothing brand

CONTENTS

Unit	Reading	Grammar	Vocabulary
6 The great outdoors page 69	topic: green spaces in the city skill: understanding the writer's feelings task: multiple choice	modal verbs for rules; reflexive pronouns (p72) <i>it's, there is / there are</i> (p74)	animals
7 Food for thought page 81	topic: restaurants that don't take money skill: understanding text structure task: gapped text	relative clauses with <i>who</i> and <i>which</i> (p84) adverbs of manner (p86)	talking about food
8 Getting away page 93	topic: holidays, summer camps skill: matching meanings task: multiple matching	present perfect (p96) present perfect with <i>for</i> and <i>since</i> (p98)	travel and transport
9 What's your idea of fun? page 105	topic: low-tech teens skill: understanding attitude, opinion and global meaning task: multiple choice	zero and first conditionals (p108) verb patterns: <i>-ing</i> and <i>to</i> -infinitive (p110)	entertainment and technology
10 Let's celebrate! page 117	topic: birthday parties task: multiple matching		

Grammar file	page 124	Activity file	page 153
Extend vocabulary	page 144	Audioscripts	page 164
Exam file	page 146	Irregular verb list	page 175

Listening	Speaking	Writing	Switch on
topic: the Great Green Wall skill: recognising distractors task: multiple choice (pictures)	topic: wild camping skill: comparing options; agreeing and disagreeing task: collaborative task; follow-up questions	topic: the natural world skill: using collocations task: article	video: lemur life project: animal fact file
topic: food and eating skill: listening for the main idea task: multiple choice	topic: preparing food skill: dealing with unknown words task: describing a photo	topic: a food festival skill: understanding the task; using the correct language task: email	video: extreme cake-makers project: party planning
topic: moving to a different country skill: matching meanings task: multiple choice	topic: things you travel with skill: reaching agreement task: collaborative task and discussion	topic: a holiday story skill: structuring a story; using adverbs task: story	video: Peru adventure project: travel roleplay
topic: a comic convention skill: listening for specific information task: sentence completion	topic: entertainment skill: talking for a full minute task: long turn	topic: an invitation skill: understanding the task; expanding notes; planning task: email	video: pastimes in the past project: game/toy creation
topic: festivals task: multiple choice; sentence completion	topic: celebrations task: all parts	topic: celebrations and festivals task: all parts	

“Music is the answer.”

Look at the photo and discuss the questions.

- 1 What is the boy doing?
- 2 What other musical instruments can you name?
- 3 Can you play an instrument?

STARTER

All about me

READING

read online posts about people's favourite objects

LISTENING

listen to people talking about going back to school after the summer

SPEAKING

ask and answer questions about you

WRITING

write about your favourite objects

Power up

- 1 Work in groups. Look at the photos. How many of the objects can you name? Do you have any objects like these ones?



Read on

2 Work in pairs. Read the introduction to the website below and look at the people. Which five objects in Ex 1 do you think belong to each person? Why do you think the objects are important to the people?

My life in five objects

Which objects tell the story of your life? Choose your top five objects and tell us why they are important to you.

Dale

My first object is my bike helmet. I go everywhere on my bike, and I never forget to put my helmet on! Next, this games controller is really important to me. I love games and I play a lot with my friends. This old coin isn't real. I bought it in a museum shop after a trip to a museum. I like learning about the past. Last year I was at a music festival with my uncle. It was amazing! That's when I got this T-shirt. Finally, this old electric guitar was my dad's. I play it now and when I use it, I think about my dad when he was young.



Greta

I can't live without my mobile phone, so that's my first object. I need it to message my friends. Next, this is a pencil case from my visit to the NASA space museum when I was six. I'm really interested in science and space. My third object is this body board because I use it every summer when I go to the sea with my family – great fun! I love swimming, and this cup is from a competition last year. I was so happy! Finally, these are my friendship bracelets – my friends are the most important thing in my life!



3 Read the posts in Ex 2 quickly and check your ideas. How many did you guess correctly?

★ 4 Read the posts again. Answer the questions.

- Which person:
- uses something that belonged to a family member?
Dale. He has his dad's electric guitar.
 - has something that makes them think about holidays?
 - says they wear one of their objects a lot?
 - talks about doing an activity with friends?
 - has an object from when they were young?
 - has an object that they won?

★ 5 Read another post from the website. Choose the correct words to complete it.

Jamie

¹This / These are the first football boots I had, when I ²am / was eight years old. Football's still my favourite sport! Next is a photo with some friends. We ³was / were all so happy to be at the theme park together! My skateboard is really important to me. ⁴My / Me dad bought it for ⁵me / my and I ⁶am / was quite good on it now! ⁷This / Those long object is a slide rule. You can use it like a calculator. It was my granddad's when ⁸he / him was at school. I've got some of ⁹his / him old maths books too – ¹⁰they / their look really difficult! My last object is a piece of moon rock. Can you believe it's really from the moon?

6 Think of five objects that are important to you. Make notes in the table. Then work in groups and compare your ideas. Who has similar objects to you?

object	why it is important
--------	---------------------





Starter All about me

Listen up

- 7 Which photo describes how you feel about going back to school after the summer?



- 8  S.1 Listen to three people talking about going back to school after the summer. Match the people (1–3) with the photos in Ex 7 (A–C).

- 9  S.2 Complete the sentences with 'can' or 'can't'. Listen again and check your answers.

- It's strange because in the holidays I get up early every day.
- I wake up in the morning and I just want to sleep when I get home.
- In the holidays I play computer games all day.
- When school starts, I play during the day.
- I see my friends every day.
- I learn interesting things.

- 10 Write three sentences about things you can and can't do at school and in the holidays.

- 11 Work in groups and compare your sentences from Ex 10. Which of your partners' sentences are also true for you?

- 12 Work in pairs. Choose the correct words to complete the tips. Add one more tip.

Speak up

- 13 Match 1–8 with A–H to make questions.

- | | |
|------------------------|-------------------------------|
| 1 What's your | A forward to this year? |
| 2 Where do you | B travel to school? |
| 3 How old | C name? |
| 4 Who do you | D important to you? Why? |
| 5 How do you usually | E live? |
| 6 How do you feel | F are you? |
| 7 What objects are | G about being back at school? |
| 8 What are you looking | H live with? |

- 14 Work in pairs. Ask and answer the questions in Ex 13.

Write on

- 15 You are going to write a post for the website in Ex 2. Look at your ideas in Ex 6 again. Can you improve them?

- 16 Complete the language box with these headings.

- A saying why it's important to you
B introducing each object
C saying where it came from

Got the back-to-school blues?

These tips will help you feel better about going back to school.

- 1Forget / Forgetting the bus and 2find / finds a new, fun way to travel to school.
- 3Not try / Don't try to escape. It might sound like a good idea, but isn't possible.
- 4Get / You get lots of sleep. But at home, not at school!
- 5Have / Has a party to get to know your new friends. But 6don't forget / don't to forget to tell your parents first!

explore language

-
My first/second/third object is ...
Next, this is my ...
Finally, this is a ...
-
I got it when I was eight/nine years old.
I got it from ...
My dad/mum/grandad bought it for me.
It was my dad's/grandma's when he/she was young.
-
I can't live without my ...
My ... is really important to me because ...
I love this ... because ...

- 17 Write your post. Use your ideas from Ex 6 and phrases from the language box.

“

Home is where the heart is.

”

Look at the photo and discuss the questions.

- 1 Who lives in your home with you?
- 2 Who are you most like in your family? In what ways?
- 3 What do you like most about the place where you live?

There's no place like home

READING

topic: growing up happy
skill: finding specific information
task: identify correct sentences

GRAMMAR

articles
some, any, (how) much, (how) many, all, a little, a few, a lot (of)
task: open cloze

VOCABULARY

around town: places and buildings

LISTENING

topic: hanging out with friends
skill: listening for specific information
task: multiple choice (pictures)

SPEAKING

topic: family time
skill: planning what to say
task: describing a photo

WRITING

topic: what makes a place great
skill: note-taking and planning
task: article

SWITCH ON ►

video: home town performance
project: planning an event

1 There's no place like home

READING

Power up

- 1 Choose three adjectives to describe your town/city. Share your ideas with the class.

attractive dull happy industrial
lively modern quiet
relaxed safe traditional

Read on

- 2 You are going to read a blog about a place where young people are happy. Look at the photos in the blog. Can you guess the country?
- 3 Read the introduction and the first line of the blog and check your ideas.
- ★ 4 Read the blog quickly. Match the headings (A–D) with the paragraphs (1–4).
- | | |
|-----------------|--------------------|
| A Free to be me | C All about me |
| B Less stress | D The outdoor life |
- ★ 5 Read the blog again. Which sentences are true?
- 1 Lucas doesn't have any brothers or sisters.
 - 2 Alex, Amy and Lucas live near each other.
 - 3 Lucas feels he is free to go where he likes.
 - 4 Lucas says that the weather doesn't stop people having fun.
 - 5 Young people in Holland worry about school as much as teenagers in England.
 - 6 More than three quarters of Dutch teenagers feel a connection to their school.
 - 7 Lucas says that in his country it's easy for children of all ages to talk to their parents.
 - 8 Alex wants to give up the piano because Lucas is a better player.

- ★ 6 Find words/phrases in the blog that have these meanings.
- 1 when somebody takes you in a car (para 2):
 - 2 spend time with friends (para 2):
 - 3 turn to ice (para 2):
 - 4 a feeling of worry (para 3):
 - 5 a group of people in the same place (para 3):
 - 6 honest and easy to talk to (para 4):

Sum up

- 7 Which person from the blog might say these things?

1 I have to go now to revise before tomorrow.

2 I'll be there in ten minutes. Wait for me at the end of the cycle path.

3 We can discuss it when you're ready, but no problem if you don't want to.

4 Do I have to continue? I've already played for two hours and I'm bored!

5 Mum, can you drive me to town? It's raining.

Speak up

- 8 Work in pairs and discuss the questions. Share your ideas with the class.

- 1 In what ways is your life:
 - similar to Lucas'? Alex and Amy's?
 - different from Lucas'? Alex and Amy's?
- 2 Lucas says he's lucky to live in a relaxed place. In what ways are you lucky to live where you live?
- 3 Lucas says he can't complain about life in Holland. What do young people complain about in your town/city?
- 4 Which do you think is the coolest country for young people to live in? Why?



A cool country to live in?

Hi there! (or 'Hoi', as we say in Dutch!)

- 1 My name's Lucas and I'm a student in Amsterdam. My mum's English but my dad's from Holland. I'm an only child but I have two cousins in England, Alex and Amy. Recently, our teacher told us about a report on happiness. In the report, it says Dutch teens are a lot happier than young people in other parts of the world. So is Holland really a great place to grow up?
- 2 Everyone knows that Dutch people love their bikes. There are cycle paths everywhere, so going by bike is fast, easy and safe. It also means I can be more independent. Amy and Alex have to wait for a lift from their mum or dad. But here I can get on my bike and meet up with my friends all over town. There are some great places to hang out. And we don't mind bad weather. If it's wet on the day of a school sports match, we play anyway. We love cold winters too. When the canals freeze, the whole city goes skating!
- 3 I think I'm lucky because Holland is quite a relaxed place. For Alex and Amy, school life seems quite competitive. They have homework every night and there's a lot of pressure from exams – more than we have here, I think. Dutch kids actually seem to enjoy school! In the happiness report, it says that eighty percent feel that they are part of their school community.
- 4 Here most families are quite open. Parents ask even younger kids for their opinion. In my case, my parents listen but they don't make me chat if I don't want to. And they don't message me on my mobile twenty times a day! They are just there when I need help. And I don't have to be the best at anything. Both Alex and I play the piano. I enjoy it but Alex would like to give it up. That's because his parents make him practise for competitions all the time.

Now you know a little about Holland. Of course, things aren't perfect but I can't complain. So what's life like where you live?



GRAMMAR



1 Read the grammar box. Match the example sentences (1–6) with the rules (A–F).

- 1 I'm **a** student in Amsterdam.
- 2 I'm **an** only child.
- 3 Dutch teens are happier than young people in other parts of **the** world.
- 4 Our teacher told us about **a** report. In **the** report, it says Dutch teens are happy.
- 5 **Dutch people** love their bikes.
- 6 They have **homework** every night.

explore grammar

→ p126

articles

- A** no article with uncountable nouns when talking in general
- B** *a/an* for the first time you talk about something; *the* after that
- C** *a* with singular nouns that start with a consonant (*b, c, d*, etc.)
- D** *the* when there is only one of something
- E** *an* with singular nouns that start with a vowel (*a, e, i, o, u*)
- F** no article with countable nouns when talking in general



2 1.1 Listen and match the speakers (1–3) with the questions they are answering (A–C).

- A** What's good and bad about big families?
- B** Is being together as a family important?
- C** What do you know about young people in other countries?



3 1.2 Complete the sentences with 'a', 'an', 'the' or no article (–). Listen again and check your answers.

- 1 I think it's good for families to spend time with each other every day.
- 2 My sister is university student.
- 3 I haven't been to many parts of world, but I hope to travel more in future.
- 4 I saw TV programme about schools in Singapore. In programme, it said students were under a lot of pressure from exams.
- 5 I think larger families are good because you learn to share and you get advice from people of different ages.
- 6 If you're only child, there's just you and you get everything you want.



4 Choose the correct words to complete the comments on Lucas' blog.



So what's life like where **you** live?



Sanne

Hoi, Lucas! I'm Dutch, too – from Eindhoven. For people outside Holland, that's 'a' / **an** small city in the south. It's OK but there isn't much for young people to do. And 'a' / **the** city isn't very pretty. You're lucky living in 'capital' / **the capital**.



Joe

Thanks for 'a' / **an** interesting blog. I live in England and I'm from 'a' / **the** big family. I can't imagine being 'a' / **an** only child. My parents are open too and we talk all the time. But I agree with you about exams. 'English kids' / **The English kids** are under pressure at school.



Ana

Hi from me in Spain! Yes, nice blog. I laughed at the bit about your mobile! My parents message me all the time, so I put my phone on silent. 'Communication' / **The communication** is important but I don't need twelve messages in one hour! 😡

Speak up

5 Add 'a', 'an' or 'the' where necessary in the sentences.

Life is better for teenagers in^{the} capital than in^a small town.

disagree

agree

1 Being only child is boring – big families have more fun.

disagree

agree

2 I prefer to ask people my own age for advice.

disagree

agree

3 When teenager gets message from adult, they should reply immediately.

disagree

agree

4 I'd prefer to live in modern city than old-fashioned village.

disagree

agree

6 Look at the sentences in Ex 5 again. Decide how much you agree or disagree. Share your ideas with the class.

I don't agree that life is better in the capital. You can have fun in a smaller town too. What do you think?

VOCABULARY

around town

1 Turn to page 153 and look at the photos. What do you think they show?

2 Match the photos (A–F) with these words.

bike rack bus stop crossing pavement rubbish bin seat



3 Read the vocabulary box. Find six places in the word snake to complete nouns 1–6. There are three words you don't need in the word snake.

explore vocabulary

noun + noun

Sometimes we use two nouns together to make a word.

bus stop

To make the plural, add -s/-es/-ies to the second word.


bus stops

park path block gallery store box centre station pool

- | | |
|------------------|--------------------|
| 1 art | 4 skate |
| 2 sports | 5 department |
| 3 swimming | 6 apartment |



4 Complete the article with words from Ex 2 and 3.



Cities with *art* at their heart

In the past, the only place to find colour and design was in an But now design is coming to the streets ...

When you wait at the on your daily journey to school, you can admire the artwork painted on the side. The end of a cycle ride can make you smile with a that looks like a comb. Even the grey concrete we walk on is changing. As you go along, you can see 3D art, adverts and even poetry. And in the street don't have to be made of wood, all brown and boring. Now places to sit appear in a variety of shapes, colours and sizes.

Buildings are becoming more interesting, too. Imagine shopping in a futuristic like Selfridges in Birmingham!

And which of the below do you prefer? I know which I would like to live in ...



5 1.3 Listen to four people talking about places in town. Match the speakers (1–4) with four of the photos in Ex 2 (A–F).

1 2 3 4

game on

Work in pairs. Close your eyes. Imagine a route around your town and the places and buildings that are there. Mime the activities that people can do in these places. Your partner guesses the places and buildings.

Speak up

6 What do you think of the places/objects on this page? Would you like your town or city to have them? Why/Why not?

1 There's no place like home

LISTENING

Power up

1 Where do you usually go after school? Why? What do you do there?

- home
- to the park
- a friend's/relative's house
- to an after-school club
- into town
- somewhere else

Listen up

2 1.4 Read the exam tip and complete the task.

exam tip: multiple choice (pictures)

Read the questions and look at the pictures before you listen. For each recording, think about (a) the speakers and (b) the situation. Then listen to understand the general idea.

Look at Ex 3. What words might you hear in each recording? Make a list. Listen and check your ideas.

3 1.5 Listen again. For each question, choose the correct answer.

1 How do the girl and her friend spend their free time after school?



2 What did the boy do on his birthday?



3 Which after-school club are the students not able to go to today?



4 What is the girl hoping to do with her friends this weekend?



5 What happened when the girl's friend visited before?



4 Choose the correct words to complete the examples in the grammar box.

explore grammar

p126

some, any, (how) much, (how) many, all

- 1 We went shopping for **some** / **any** new trainers.
- 2 There won't be **some** / **any** problems.
- 3 How **much** / **many** people do you want to invite?
- 4 How **much** / **many** money do you need?
- 5 **Every** / **All** the classes start in ten minutes.

a little, a few, a lot of

- 6 I need to give you **a little** / **a few** information.
- 7 I spent the afternoon with **a little** / **a few** friends from school.
- 8 We have **a lot of** / **many** different hobbies.

5 Complete the quiz with words from the grammar box. Write one word in each gap.

The perfect hangout house



You've got a lot of time but only a little money. A few the fun places to go are expensive, so you need the perfect hangout house. What would it be like?

- 1 You want to invite many friends. Do you need to ask first?
- 2 How much friends can hang out with you in your room?
- 3 How much time can you spend in your room before your mum/dad comes in?
- 4 Is it OK to take drinks and a lot of snacks from the kitchen?

Speak up

- 6 Do the quiz in Ex 5. Work in pairs and compare your answers. Whose house would be better to hang out at? Why?
- 7 Use words from the grammar box to write six rules for the perfect hangout house. Then work in groups and share your ideas.

SPEAKING

Power up

1 Answer the questions.

How often do you:

1 play computer/video games? Who with?

2 go for a walk? Who with?

★ 2 Look at the photo. What can you see? Read the exam tip. Choose the correct words to complete the description of the photo.



exam tip: tenses in photo descriptions

Use present tenses to describe a photo. Remember to use the present continuous for the actions in the photos.

This photo ¹shows / showed a family at home. I can ²seeing / see the parents and their two daughters. They ³are / were in the living room. The adults ⁴sit / are sitting on the sofa and the girls ⁵are standing / stand behind it. The man and the woman ⁶were / are playing a video game and the girls ⁷watch / are watching. I think they ⁸enjoy / are enjoying the game.

3 Read the useful language and look at the photo in Ex 2. Where are these people/things? What are the people doing?

- the man
- the window
- the big table
- the small table
- the girl with the grey top

The man is sitting on the sofa next to his wife. He's in front of his two daughters.

useful language: saying where things are

On the left ... / On the right ...

At the front ... / At the back ...

It's/They're in / on / under / next to / near / in front of / behind / between ...

4 Work in pairs. Look at the photo in Ex 2 for thirty seconds. Close your books and test your partner.

Is the woman on the right or left?

She's on the right.

Wrong! The man is on the right.

★ 5 1.6 Read the exam tip and complete the task.

exam tip: describing a photo

When you are describing a photo, imagine you are describing it to someone who can't see it. Include as much information as possible (e.g. people, buildings, objects, colours, clothes, time of day, weather).

Listen to a student describing the photo below. Which of these things does he talk about?

- | | | |
|---------------|-----------|-----------|
| 1 people | 4 place | 6 colours |
| 2 actions | 5 weather | 7 clothes |
| 3 time of day | | |



★ 6 1.7 Listen again. Put the information in the order the student talks about it (1-6).

weather	people	1.....
clothes	feelings
actions	place

Speak up

7 e Work in pairs. Student A, turn to page 153. Student B, turn to page 155. Follow the instructions.