

**STUDENT BOOK**

# HANG OUT!

**STARTER**

# **HANG OUT! STARTER**

Written by Lucas Foster

© 2018 Compass Publishing

All rights reserved. No part of this book may be reproduced, stored in a retrieval system, or transmitted in any form by any means, electronic, mechanical, photocopying, recording, or otherwise, without prior permission in writing from the publisher.

Project Developer: Angie Yoon

Content Editor: Kelli Ripatti

Copy Editor: Lee Ming Ang

Proofreaders: Jon Edwards, Sunandini Arora Lal

Designer: Linda Seong

Illustrators: Diego Diaz, James Silvani, Tamara Joubert, Elissambura,  
Deveo media, Collaborate Agency Ltd.

e-mail: [info@compasspub.com](mailto:info@compasspub.com)

<http://www.compasspub.com>

ISBN: 978-1-64015-090-4

15 14 13 12 11 10 9 8 7 6  
24 23 22 21 20

Photo Credits:

All photos and images © Shutterstock, Inc.

Printed in Korea

 **This is made with nontoxic materials.**

# Table of Contents

	<b>Scope and Sequence</b> .....	4
	<b>Welcome</b> .....	6
unit 1	<b>School</b> .....	10
unit 2	<b>Family</b> .....	20
unit 3	<b>Birthdays</b> .....	30
	<b>Review 1</b> .....	40
unit 4	<b>Shapes and Colors</b> .....	44
unit 5	<b>The Playground</b> .....	54
unit 6	<b>Our Face and Body</b> .....	64
	<b>Review 2</b> .....	74
unit 7	<b>Food</b> .....	78
unit 8	<b>Sports Day</b> .....	88
unit 9	<b>At the Zoo</b> .....	98
	<b>Review 3</b> .....	108
	<b>Songs and Chants</b> .....	112
	<b>Stickers</b>	

# Scope and Sequence

## Welcome

**Characters:** Ben, Emma, Jenny, Nick, Peanut, Sue  
**Greetings:** Good morning, Good afternoon, Good evening  
**Numbers:** 1 to 10  
**Alphabet:** Aa to Zz

Unit	Title	Learning Points	Vocabulary
1	School	<ul style="list-style-type: none"> <li>Things for school</li> <li>Asking and answering about what something is</li> </ul>	<b>School:</b> backpack, book, chair, classroom, crayon, desk, eraser, paper, pen, pencil, ruler, school
2	Family	<ul style="list-style-type: none"> <li>Members of a family</li> <li>Talking about your family and their appearances</li> </ul>	<b>Family and friend:</b> brother, dad, family, friend, mom, sister <b>Appearance:</b> big, old, short, small, tall, young
3	Birthdays	<ul style="list-style-type: none"> <li>Toys and party things</li> <li>Asking and answering about what something is</li> </ul>	<b>Party words:</b> balloon, birthday, cake, gift, party, toy <b>Toys:</b> balls, cars, dolls, monsters, robots, trains
4	Shapes and Colors	<ul style="list-style-type: none"> <li>Shapes and colors</li> <li>Talking about what shape or color something is</li> </ul>	<b>Shapes:</b> circle, rectangle, shape, square, star, triangle <b>Colors:</b> brown, color, green, pink, red, white
5	The Playground	<ul style="list-style-type: none"> <li>Things at the playground</li> <li>Talking about locations</li> </ul>	<b>Playground things:</b> flower, jungle gym, playground, sandbox, seesaw, slide, swing, tree, wall <b>Prepositions of place:</b> in, near, on
6	Our Face and Body	<ul style="list-style-type: none"> <li>Face and body parts</li> <li>Talking about what you have</li> </ul>	<b>Face:</b> ear, eye, face, mouth, nose, tooth <b>Body:</b> arm, body, foot, hand, leg, neck
7	Food	<ul style="list-style-type: none"> <li>Fruit and snack food</li> <li>Talking about what you like or want to eat</li> </ul>	<b>Fruit:</b> apple, banana, fruit, grapes, orange, pear <b>Snack food:</b> burger, cookie, fries, hot dog, potato, sausage
8	Sports Day	<ul style="list-style-type: none"> <li>Actions and sports</li> <li>Talking about things you can or can't do</li> </ul>	<b>Actions:</b> catch, jump, play, run, swim, throw <b>Sports:</b> badminton, baseball, basketball, hockey, soccer, tennis
9	At the Zoo	<ul style="list-style-type: none"> <li>Animals at the zoo</li> <li>Talking about what you see at the zoo</li> </ul>	<b>Animals:</b> crocodile, elephant, frog, giraffe, goat, hippo, lion, lizard, monkey, tiger, turtle, zebra



Structures	Reading	Phonics
<ul style="list-style-type: none"> <li>• <b>Simple present (be) with information questions</b> What is this/that? This/That is my book.</li> <li>• <b>Demonstrative pronouns (this, that) and possessive adjectives (my, your)</b> This is my desk. / That is your chair.</li> </ul>	I Like School!	<b>Aa–Cc</b> Aa: apple, ant Bb: ball, bear Cc: car, cat
<ul style="list-style-type: none"> <li>• <b>Simple present (be) with information questions</b> Who is he? He is my dad.</li> <li>• <b>Simple present (be) with Y/N questions</b> Is he tall? Yes, he is. / No, he isn't.</li> <li>• <b>Subject pronouns (he, she)</b> He is tall. / She is small.</li> </ul>	I Love My Brother!	<b>Dd–Ff</b> Dd: duck, dog Ee: elephant, egg Ff: frog, fish
<ul style="list-style-type: none"> <li>• <b>Simple present (be) with Y/N questions</b> Is it a cake? Yes, it is. / No, it isn't. (It's a toy.)</li> <li>• <b>Subject pronouns (it, they)</b> Is it a balloon? / Are they cars?</li> <li>• <b>Singular and plural nouns</b> It's a balloon. / They are cars.</li> </ul>	Look at My Room	<b>Gg–Ii</b> Gg: goat, gorilla Hh: hippo, hat Ii: iguana, igloo
<ul style="list-style-type: none"> <li>• <b>Simple present (be) with information questions</b> What shape is it? It's a square. What color is it? It is yellow.</li> <li>• <b>Let's...</b> Let's draw a picture!</li> </ul>	Cloud Shapes	<b>Jj–Ll</b> Jj: jump, jet Kk: king, kite Ll: lion, lemon
<ul style="list-style-type: none"> <li>• <b>Simple present (be) with information questions</b> What is it? It's a swing.</li> <li>• <b>Simple present with prepositions of place (at, in, on, near)</b> Where is Emma? She's on the jungle gym.</li> </ul>	At the Playground	<b>Mm–Oo</b> Mm: mom, mouse Nn: nine, nut Oo: ox, ostrich
<ul style="list-style-type: none"> <li>• <b>Simple present (have) and expressing agreement</b> I have a nose. So do I! / She has 2 eyes. So do I!</li> <li>• <b>Simple present (have) with information questions</b> How many hands does he have? He has 2 hands.</li> </ul>	I Love My Body!	<b>Pp–Rr</b> Pp: pen, panda Qq: queen, quilt Rr: robot, ring
<ul style="list-style-type: none"> <li>• <b>Simple present (like) with Y/N questions</b> Do you like apples? Yes, I like apples. / No, I don't like apples.</li> <li>• <b>Simple present (want) with information questions</b> What do you want? I want some fries.</li> </ul>	Please and Thank You	<b>Ss–Uu</b> Ss: sister, sun Tt: ten, tiger Uu: up, umbrella
<ul style="list-style-type: none"> <li>• <b>Can for ability with Y/N questions</b> Can you jump? Yes, I can. / No, I can't.</li> <li>• <b>Let's for suggestions</b> Let's play soccer. OK. That sounds good. / No, I can't play.</li> </ul>	PE Class	<b>Vv–Xx</b> Vv: vest, van Ww: window, water Xx: ox, box
<ul style="list-style-type: none"> <li>• <b>Simple present (see) with Y/N questions</b> Do you see 2 lions? Yes, I do. / No, I don't. I see 1 lion.</li> <li>• <b>Simple present (see) with information questions</b> What do you see? I see a goat.</li> </ul>	What Animals Eat	<b>Yy–Zz</b> Yy: yak, yellow Zz: zebra, zoo

# Welcome



Scan and find the tracks.

**A** 002 Listen and trace.



1 Emma



2 Jenny



3 Nick



4 Ben



5 Peanut























6 Sue

**B** 003 Look and listen.

- Meet the friends
- Numbers, letters, and greetings

**C**   Chant. Turn to page 112.

**D** Add the stickers. Then count and match.

				
one	two	three	four	five
				
				
six	seven	eight	nine	ten
				

**Extra!**

How old are you? Write the number and draw a picture of you.

# Welcome

E



Listen and sing. Then trace the letters.

A

Aa

B

Bb

C

Cc

D

Dd

E

Ee

F

Ff

G

Gg

H

Hh

I

Ii

J

Jj

K

Kk

L

Ll

M

Mm

N

Nn

O

Oo

P

Pp

Q

Qq

R

Rr

S

Ss

T

Tt

U

Uu

V

Vv

W

Ww

X

Xx

Y

Yy

Z

Zz





**F**  Listen and say.



Good morning.



Good afternoon.



Good evening.




Scan and find the tracks.

**Q** What are the things for school?

**A** 007

Listen, point, and say.



**B** 008 Look and listen.



**C** Add the stickers.

- Things for school
- Asking and answering about what something is

1

**D**   Sing a song. Turn to page 112.

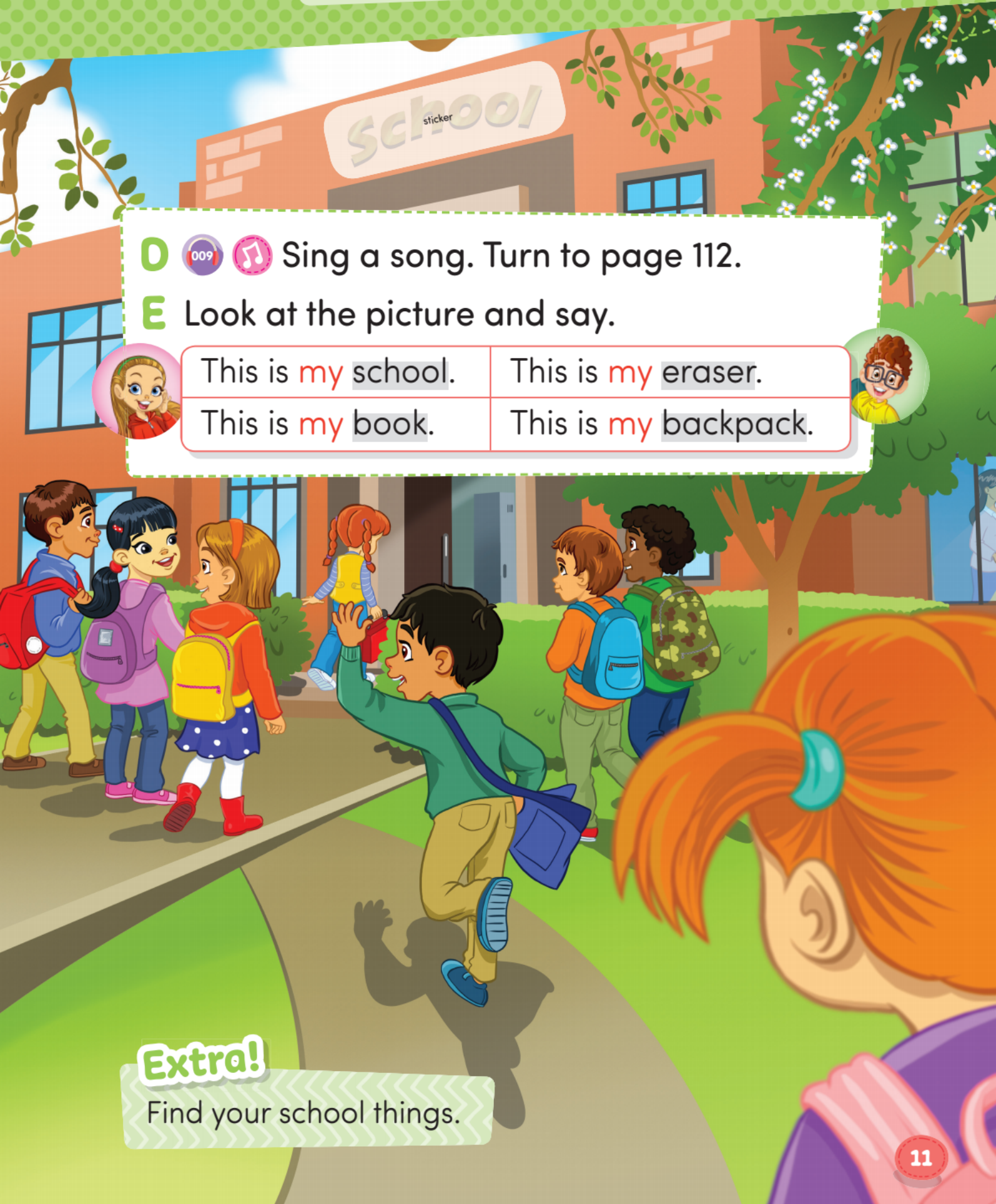
**E** Look at the picture and say.

This is **my** school.

This is **my** eraser.

This is **my** book.

This is **my** backpack.



**Extra!**

Find your school things.

A   Listen and sing. Then circle and color.

1. pencil



2. crayon



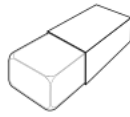
3. backpack



4. ruler



5. eraser



6. pen



7. book



8. school





B Read and circle.

Reading

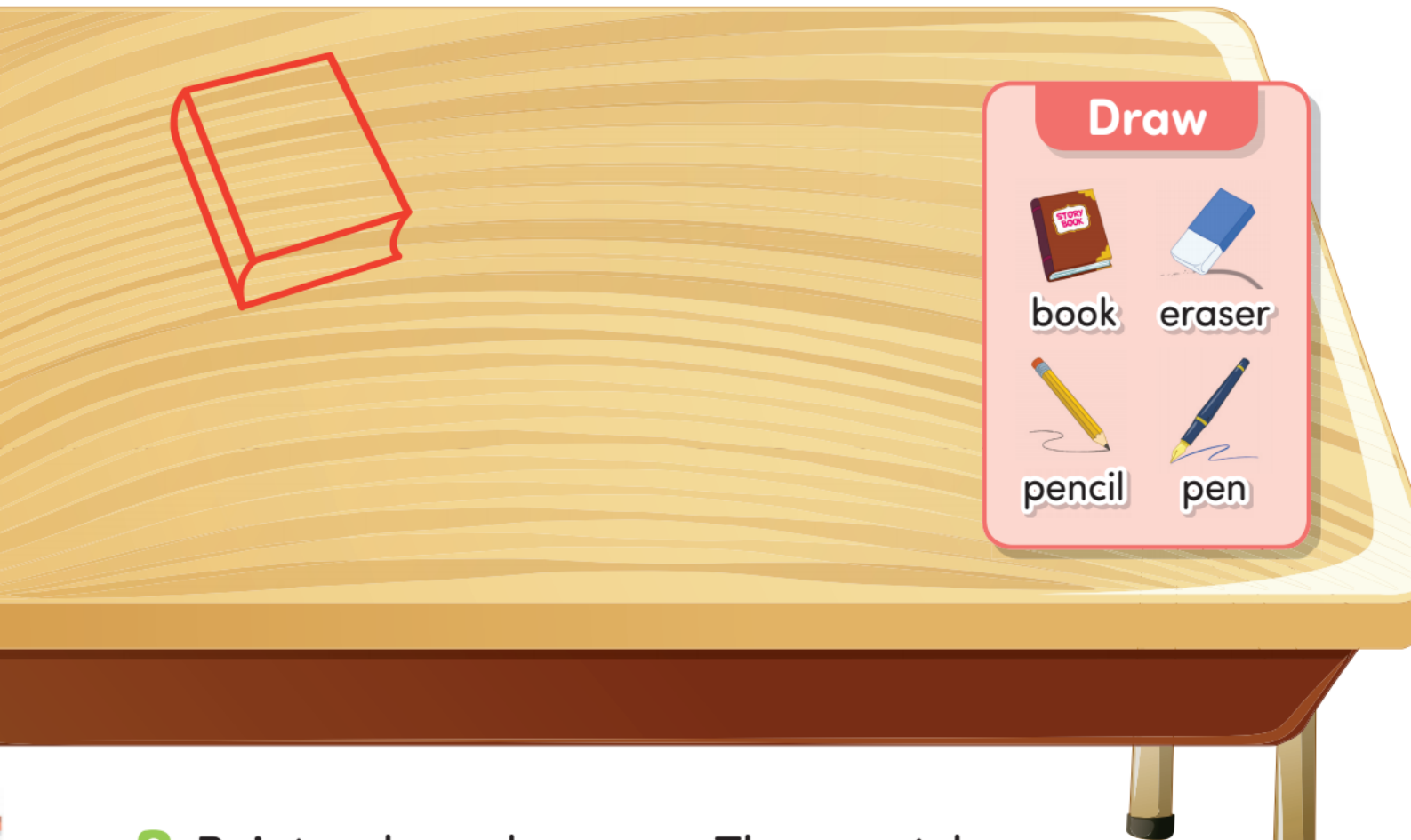
## At School

I am at school. This is my ①  ( pencil / book ). This is

my ②  ( pen / backpack ). This is my

③  ( school / eraser ). Let's learn!

**A** Add the school things. Then color the picture.



**B** Point, ask, and answer. Then match.

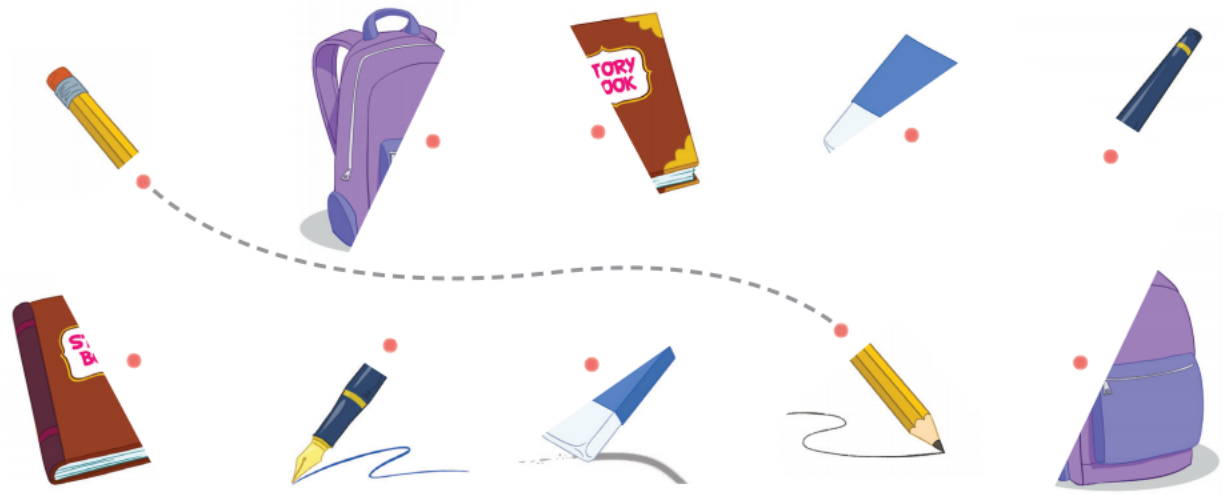


What is  this?

 This is **my** book.

What is  that?

 That is **my** eraser.



A  Listen, repeat, and number.

1  
Hi, Emma.  
Hello, Ben.


2  
This is my backpack.  
Wow! It's great!

3  
This is my backpack. It's the same!

4  
Yes, this is your backpack.  
Wait! That is MY backpack.

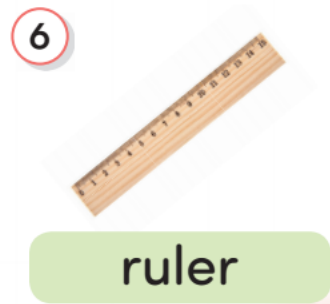
5

B Role-play the story.

C  Listen and match.



**A** 013 Listen and say.



**B** 014 Listen and match.



What is this?

What is that?

This is **my/your** desk.

That is **my/your** paper.

