

Table of Contents

Welcome	2
unit 1 School Things	6
unit 2 My Toys	14
unit 3 My Classroom	22
unit 4 Family and Friends	30
unit 5 Actions	38
unit 6 Feelings	46
unit 7 Daily Activities	54
unit 8 My Face and Body	62
unit 9 People's Jobs	70
Portfolio and Check Up	78

Welcome

A Read and match.

Steven
(Dad)

Clare
(Mom)

Alex
(11)

Brian
(9)

Emma
(7)

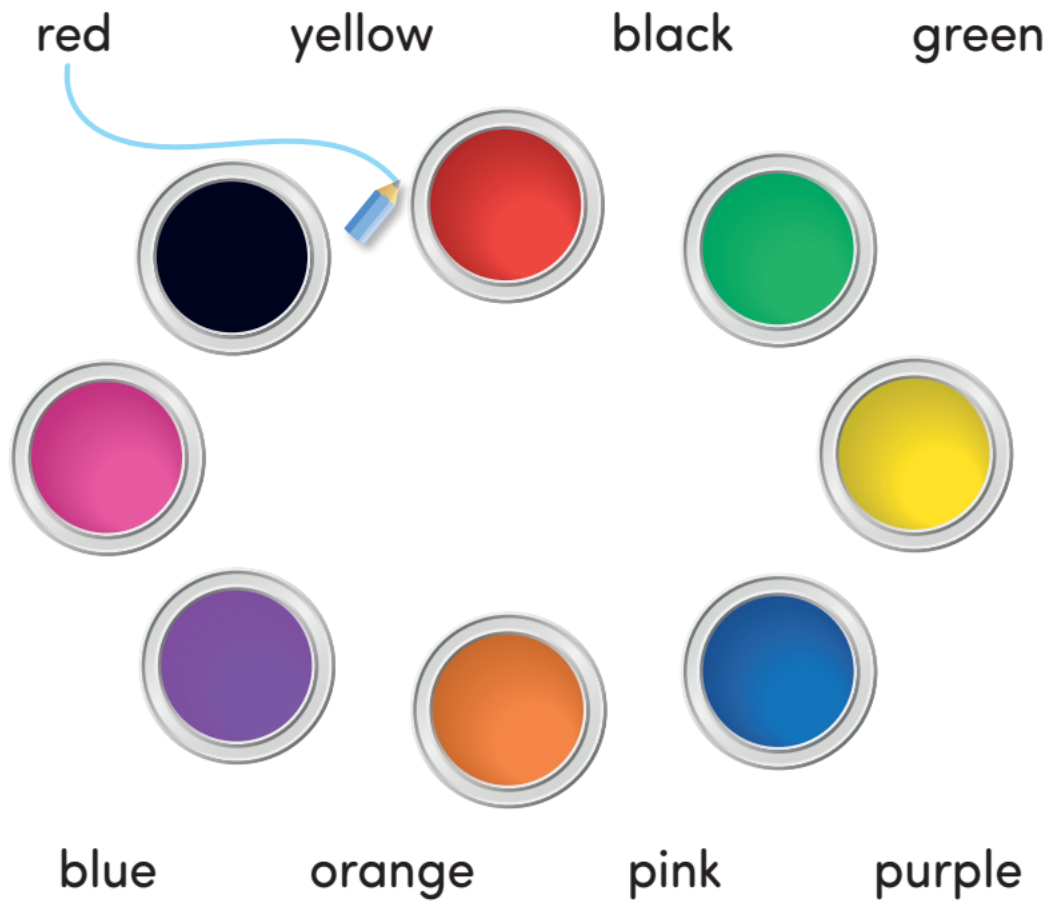


B Fill in the missing numbers.

three four six nine ten

1. one — two — three
2. three — _____ — five
3. _____ — seven — eight
4. seven — eight — _____
5. eight — nine — _____

C Match the colors.

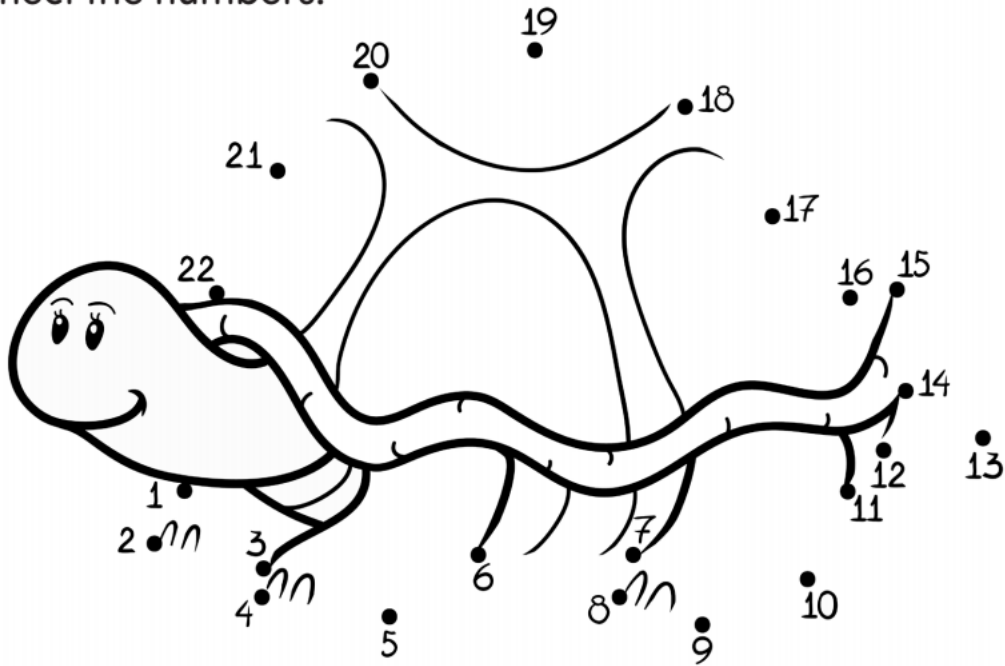


D Match and color the same.



Welcome

E Connect the numbers.



F Look at **E**. Color the picture **green**, **yellow**, and **blue**.

G Read, draw, and color.

☐ square ☐ circle ☐ triangle ☐ diamond ☐ rectangle



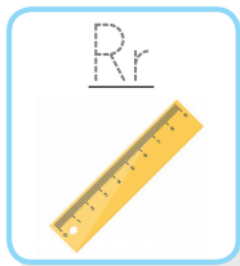
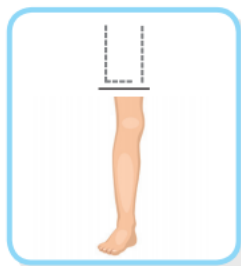

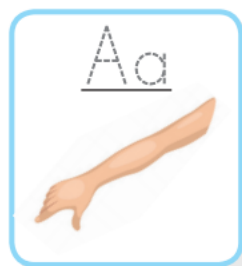
Example: Draw three rectangles. Color them orange.

1. Draw two squares. Color them blue.
2. Draw five circles. Color them red.
3. Draw four triangles. Color them green.
4. Draw one diamond. Color it pink.





H Trace the letters.





Scan and find the tracks.

A Trace the words. Then match.

textbook

crayon

pencil

backpack



pencil case

pen

eraser

lunchbox

B Look at the picture. Write the number and circle the correct word.

1. _____ eraser / erasers

2. _____ pen / pens

3. _____ crayon / crayons

4. _____ backpack / backpacks

5. _____ pencil case / pencil cases

6. _____ lunchbox / lunchboxes


7. _____ textbook / textbooks

8. _____ pencil / pencils


C 02 Look, listen, and check.

1

a



☐

b



☐

2

a



☐

b



☐

3

a



☐

b



☐

4

a


☐

b


☐

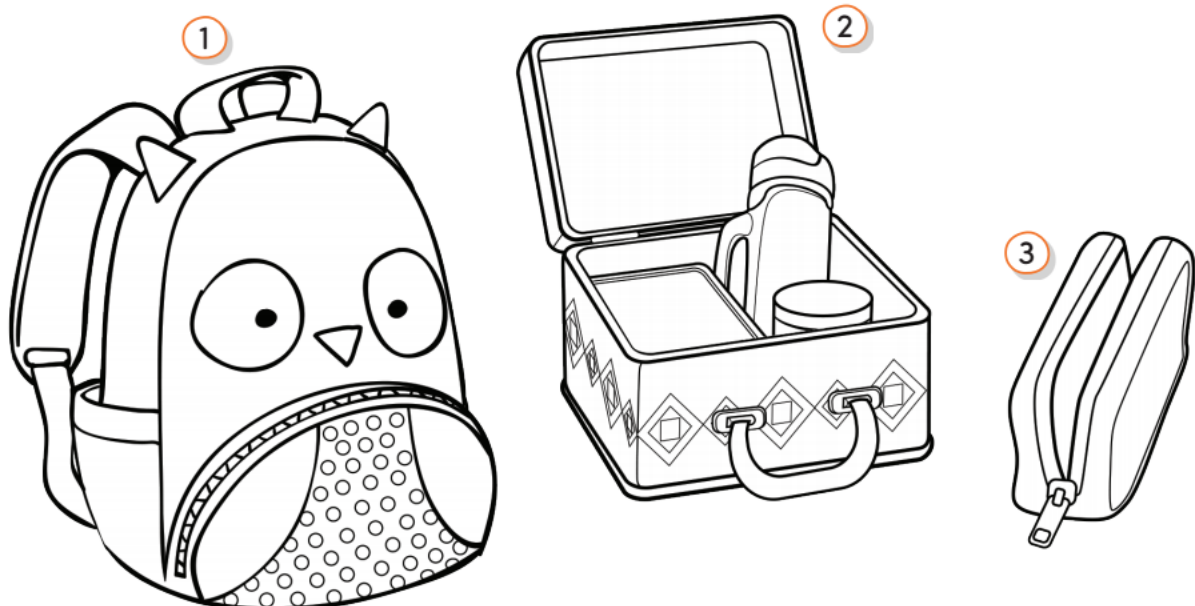
D 03 Listen and circle. Then color.



I have a ① pencil case / backpack. It is red.

I have a ② lunchbox / textbook. It is green.

I have a ③ pencil case / crayon. It is blue.



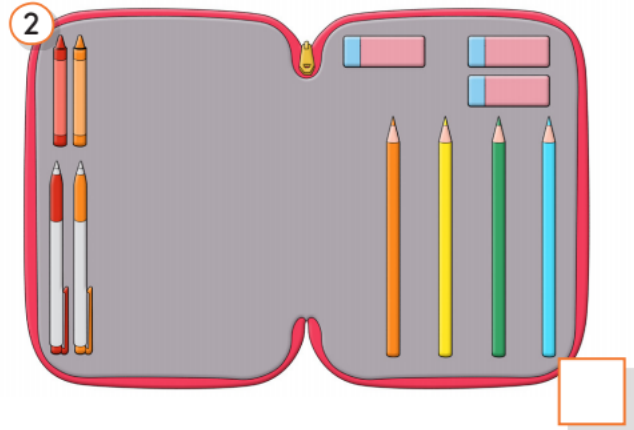
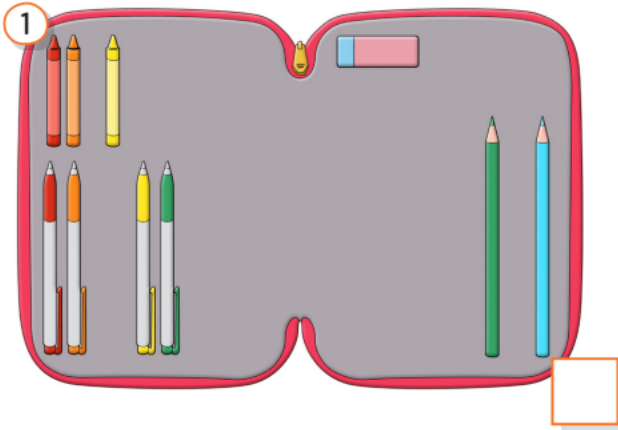
1

Listening

A

04

Listen and check Alex's pencil case.



B

05

Listen again and write.



Hi, I'm Alex. Can you see my pencil case?

I have four ① _____ and two ② _____.

I also have an ③ _____ and three ④ _____.

What about you? What do you have in your pencil case?

C

06

Listen, circle, and write.

textbooks

pencils

pen

erasers

backpack

crayons

lunchbox

pencil case

1. I have one / two _____.

2. I have three / four _____.

3. I have five / six _____.

4. I have seven / eight _____.

5. I have nine / ten _____.

A Order the words. Then match.

1. I two pens have

2. three pencils have I

3. I an eraser have

4. I five crayons have

a



b



c



d



B Look, circle, and write.

1  Emma Alex Brian My name is _____.

2  eraser backpack pencil I have a _____.

3  pencil case textbook lunchbox I have a _____.

4  backpack crayon lunchbox I have a _____.

5  pencil cases textbooks erasers I have four _____.

1

Vocabulary

A Look at the pictures. Find and circle the words.

pencil sharpener
markerglue stick
notebookruler
tapepaintbrush
stapler

1



cencil sharpenerer

2



pespaintbrushed

3



pestaplerref

4



efnotebooked

5



rulershef

6



rtapeefreesf

7



rmarkerrshef

8



rglue sticktef

A Listen, repeat, and check.

1. Do you have a stapler? ☐ Yes, I do. ☐ No, I don't.
2. Do you have a notebook? ☐ Yes, I do. ☐ No, I don't.
3. Do you have a ruler? ☐ Yes, I do. ☐ No, I don't.

B Look and write.



1. Do you have a ruler?
Yes, _____.
2. Do you have a pencil sharpener?
Yes, _____.
3. Do you have a glue stick?
No, _____.



4. Do you have a paintbrush?
Yes, _____.
5. Do you have a stapler?
No, _____.
6. Do you have tape?
No, _____.

C Listen and repeat. Check your answers to B.



A 09 What does Wei have? Listen and circle.

a



b



c



d



B 10 Listen again and check.

1. Wei uses a pen in school.
2. There are only computers for class.
3. The students use a tablet.
4. The students watch videos.

Yes No

<input type="checkbox"/>	<input type="checkbox"/>
<input type="checkbox"/>	<input type="checkbox"/>
<input type="checkbox"/>	<input type="checkbox"/>
<input type="checkbox"/>	<input type="checkbox"/>

A Listen, say, and write.

1



gl _ _

2



bl _ _

3

sch _ _ l



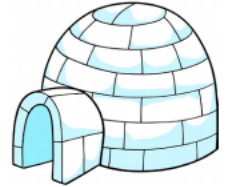
4



r _ _ ler

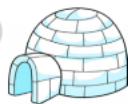
5

igl _ _



B Connect, write, and say.

1



2



3



oo

u

ue

C Read aloud. Then color the picture.

1. I have a blue pen.
2. What do you have in your igloo?
3. I have a glue stick and a ruler.
4. The school is yellow.



For the portfolio, see page 79.



Scan and find the tracks.

A Trace the words. Then match.

blocks

doll

cards

elephant



video game

airplane

jump rope

puzzle



B Write *It is a*, *It is an*, or *They are*.

1. _____ jump rope.
2. _____ dolls.
3. _____ elephants.
4. _____ airplane.



5. What are they? _____ cards.

C  Look and listen. Write *T* for true or *F* for false.



D Look and check.



- ☐ It is a card.
- ☐ They are cards.



- ☐ It is a puzzle.
- ☐ They are puzzles.



- ☐ It is a jump rope.
- ☐ They are jump ropes.



- ☐ It is an elephant.
- ☐ They are elephants.