

BIGBOX
Learning App

With CD-Rom

MP3 + Student
Digital
Materials



Integrate

LISTENING & SPEAKING



1

BASIC

Lucas Foster

Integrate

LISTENING & SPEAKING

1

BASIC

Lucas Foster

Integrate Listening & Speaking **Basic 1**

Lucas Foster

© 2020 Compass Publishing

All rights reserved. No part of this book may be reproduced, stored in a retrieval system, or transmitted in any form by any means, electronic, mechanical, photocopying, recording, or otherwise, without prior permission in writing from the publisher.

Project Manager: Lucas Foster
Project Coordinator: Flora Ko
Content Editor: Jenna Myers
Copy Editor: Geraldine Mangle
Proofreader: Lee Ming Ang
Designer: Anni Choi
Series Contributor: Anna Jeong

email: info@compasspub.com
<http://www.compasspub.com>

ISBN 978-1-64015-376-9

10 9 8 7 6 5 4 3 2 1
24 23 22 21 20

All images © Shutterstock, Inc.

Printed in Korea

 This is made with nontoxic materials.

Integrate

LISTENING & SPEAKING



1

BASIC

Lucas Foster

TABLE OF CONTENTS

TOPIC AREA	UNIT / PAGE	DETAILS			
SOCIAL STUDIES	 <p>UNIT 01 SOCIAL STUDIES</p> <p>page 10</p>	Title	At the Market Lesson A 124WPM Lesson B 128WPM		
		Topic	Offers on fresh produce in a grocery store.		
		Academic Objective	Investigate examples of economic activities, markets, production, and consumption, and understand that there is a close economic relationship between regions.		
		Listening Type	Announcement	Listening Function	Listening for information
		Speaking Type	Dialogue	Speaking Function	Asking for information
		Vocabulary	shopper, section, discount, produce, available, coupon, deal, fresh		
		Listening Skill	Final "s" sounds		
		Speaking Skill	Linked sounds (Consonant + Vowel)		
		Integrate IT	QR Code Video		
		SOCIAL STUDIES	 <p>UNIT 02 SOCIAL STUDIES</p> <p>page 20</p>	Title	Farming with AI Lesson A 143WPM Lesson B 137WPM
Topic	How farming is changing by using new technology.				
Academic Objective	Understand the role of workers and public servants in society.				
Listening Type	News broadcast			Listening Function	Listening for information
Speaking Type	Presentation			Speaking Function	Giving information
Vocabulary	future, robot, crop, change, grow, invent, dangerous, pest				
Listening Skill	Final "s" sounds				
Speaking Skill	Linked sounds (Consonant + Consonant)				
Integrate IT	QR Code Video				
SCIENCE	 <p>UNIT 03 SCIENCE</p> <p>page 30</p>			Title	Alaskan Beavers Lesson A 141WPM Lesson B 150WPM
		Topic	A father and son talking about an animal while they are camping.		
		Academic Objective	Examine the relationship between an animal's appearance and behavior.		
		Listening Type	Conversation	Listening Function	Listening for information
		Speaking Type	Dialogue	Speaking Function	Discussing facts / ideas
		Vocabulary	lake, dam, build, flood, teeth, tail, wood, pile		
		Listening Skill	Final "ed" sounds		
		Speaking Skill	Linked sounds (Consonant + Vowel)		
		Integrate IT	QR Code Video		
		SCIENCE	 <p>UNIT 04 SCIENCE</p> <p>page 40</p>	Title	The Blue-Ringed Octopus Lesson A 149WPM Lesson B 134WPM
Topic	One of the most dangerous animals in the world.				
Academic Objective	Understand that animals can be classified by observing the way they live.				
Listening Type	Podcast			Listening Function	Listening for information
Speaking Type	Presentation			Speaking Function	Giving information
Vocabulary	bright, skin, warn, deadly, ring, hide, follow, venom				
Listening Skill	Final "s" sounds				
Speaking Skill	Linked sounds (Consonant + Vowel)				
Integrate IT	QR Code Video				

TOPIC AREA	UNIT / PAGE	DETAILS				
MATH	 UNIT 05 MATH page 50	Title	Baseball Fields <small>Lesson A 136WPM</small> <small>Lesson B 145WPM</small>			
		Topic	Measuring angles on a baseball field.			
		Academic Objective	Examine the measurement of angles.			
		Listening Type	Conversation	Listening Function	Collaborative idea	
		Speaking Type	Dialogue	Speaking Function	Problem solving	
		Vocabulary	angle, measure, field, degree, problem, protractor, centimeter, meet			
		Listening Skill	Reduction of blended words			
		Speaking Skill	Linked sounds (Consonant + Consonant)			
		Integrate IT	QR Code Animation Video			
		MATH	 UNIT 06 MATH page 60	Title	The Deep Ocean <small>Lesson A 135WPM</small> <small>Lesson B 130WPM</small>	
				Topic	How deep the ocean is and how it compares to other real-life things.	
				Academic Objective	Compare measurements of length, depth, and area, and express them in terms of long, short, deep, wide, narrow, etc.	
Listening Type	TV show			Listening Function	Listening for information	
Speaking Type	Presentation			Speaking Function	Giving information	
Vocabulary	deep, trench, zone, compare, average, runway, narrow, interesting					
Listening Skill	Final "s" sounds					
Speaking Skill	Silent syllables					
Integrate IT	AR Images					
SPECIAL SUBJECT	 UNIT 07 SPECIAL SUBJECT page 70			Title	Top-10 Songs <small>Lesson A 143WPM</small> <small>Lesson B 146WPM</small>	
				Topic	Friends discussing the words in their favorite new song by a popular group.	
				Academic Objective	Learn how people use diverse expressions that match music to express themselves.	
		Listening Type	Conversation	Listening Function	Collaborative idea	
		Speaking Type	Dialogue	Speaking Function	Expressing opinions	
		Vocabulary	band, lyrics, confused, search, incredible, popular, remember, idea			
		Listening Skill	Final "ed" sounds			
		Speaking Skill	Linked sounds (Consonant + Vowel)			
		Integrate IT	QR Code Video			
		SPECIAL SUBJECT	 UNIT 08 SPECIAL SUBJECT page 80	Title	The Performance <small>Lesson A 146WPM</small> <small>Lesson B 126WPM</small>	
				Topic	Students practicing playing a song in music class.	
				Academic Objective	Understand that everyone has different talents that can be expressed at school events.	
Listening Type	Lesson			Listening Function	Following directions	
Speaking Type	Presentation			Speaking Function	Giving directions	
Vocabulary	break, prepare, members, instrument, flute, drums, advice, pick up					
Listening Skill	Reduction of "and"					
Speaking Skill	Linked sounds (Consonant + Consonant)					
Integrate IT	QR Code Video					

SUBJECT	REVIEW UNITS	PROJECT TYPE	DETAILS	PAGE
Social Studies	Units 1–2 Review	News Broadcast	Prepare and give a news broadcast about how technology is improving how we work.	90
Science	Units 3–4 Review	Presentation	Prepare and give a presentation about a wild animal.	94
Math	Units 5–6 Review	TV Program	Prepare a TV program about the size of a particular place.	98
Special Subject	Units 7–8 Review	Conversation	Prepare and have a conversation about music.	102

AT THE MARKET

ACADEMIC OBJECTIVE

- ▶ Investigate examples of economic activities, markets, production, and consumption, and understand that there is a close economic relationship between regions.

LESSON A

- ▶ Listening type: Announcement
- ▶ Listening function: Listening for information
- ▶ Listening skill: Final "s" sounds

LESSON B

- ▶ Speaking type: Dialogue
- ▶ Speaking function: Asking for information
- ▶ Speaking skill: Linked sounds (Consonant + Vowel)



Scan for Audio

Tracks 002-014



1. Who do you see in the picture?
2. Why are they talking to each other?
3. What do you think they are saying?

AT THE MARKET

WARM-UP

- Who do you see in the picture?
- When do they talk to us?
- What might they say to us?

KEY WORDS

A Listen, repeat, then write.  TRACK 002

shopper

section

discount

produce



GENERAL LISTENING SECTION

A Get ready to listen: Read the questions below, then listen and write notes.

 TRACK 003

Type

Announcement

Place

In a grocery store

Topic

Food

B Listen and write short notes.  TRACK 004

Questions	Notes
1. Who is talking?	
2. What is the speaker talking about?	
3. What time of day is it?	
4. How does the speaker sound?	

GENERAL LISTENING QUESTIONS

C Listen, use your notes, and choose the best answer.  TRACK 005

- | | | | | |
|---------------------------------------|-----|-----|-----|-----|
| 1. Who is talking? | (a) | (b) | (c) | (d) |
| 2. What is the speaker talking about? | (a) | (b) | (c) | (d) |
| 3. What time of day is it? | (a) | (b) | (c) | (d) |
| 4. How does the speaker sound? | (a) | (b) | (c) | (d) |

DETAILED LISTENING SECTION

A Think, discuss, then match.



a. These _____ apples came from the farm yesterday.

b. I have a "buy one, get one free" _____ for fruit juice.

c. There are many kinds of fruit _____ at the store.

d. Those California grapes are 20% off. That's a great _____.

B Read the questions below, then listen again and write notes.  TRACK 006

Questions	Notes
1. Where are the cherries from?	
2. What is the deal on the apples?	
3. Where can shoppers buy fresh juice?	
4. What can shoppers get on the grocery store's website?	

DETAILED LISTENING QUESTIONS

C Listen, use your notes, and choose the best answer.  TRACK 007

1. Where are the cherries from?

- (a) (b) (c) (d)

2. What is the deal on the apples?

- (a) (b) (c) (d)

3. Where can shoppers buy fresh juice?

- (a) (b) (c) (d)

4. What can shoppers get on the grocery store's website?

- (a) (b) (c) (d)

LISTENING SKILL SECTION

A Listen and understand.  TRACK 008

Hearing the final "s" sound

There are three ways a word that ends with the letter "s" can sound.

- "s" like in *bats* (bats~~s~~), *rocks* (rock~~s~~), and *works* (work~~s~~)
- "z" like in *bags* (bag~~s~~), *rings* (ring~~s~~), and *words* (word~~s~~)
- "iz" like in *buses* (bus~~s~~), *races* (rac~~s~~), and *watches* (watch~~s~~)

B Listen to the final "s" sound of each word, then write and say.  TRACK 009

~~oranges~~ cherries boxes apples grapes shoppers deals delicious

"s"	"z"	"iz"
		oranges

AT THE MARKET

WARM-UP

- What is each arrow pointing at in each picture below?
- How do you spell the plural form of each word?
- How do you say the ending sound of each word?

REVIEW

A Say the word for each picture with the correct "s" ending sound. Write each word in the correct box below.




Final "s" Sounds

"s"	"z"	"iz"
_____	_____	_____
_____	_____	_____

B Now listen and check your answers. 


SPEAKING SKILL SECTION


A Listen and read.  TRACK 011

You can link  a word that ends with a consonant sound together with a word that begins with a vowel sound.

When you link the words, you say them like they are one word.



B Listen, look, and say.  TRACK 012



Example 1 "apple" + "is" = "apple  is" ★ Sounds like "a-ppu-liz"

Sentence 1 "The apple  is there." ★ Sounds like "The a-ppu-liz there."

Example 2 "coupons" + "are" = "coupons  are" ★ Sounds like "cou-pon-zar"

"are" + "in" = "are  in" ★ Sounds like "a-rin"

"coupons" + "are" + "in" = "coupons  are  in" ★ Sounds like "cou-pon-za-rin"

Sentence 2 "The coupons  are  in the bag." ★ Sounds like "The cou-pon-za-rin the bag."

C Draw an arrow  where a consonant and vowel sound can be linked.

1. The oranges are in the produce section.

2. These boxes of cherries are from Washington.

D Practice saying the sentences and linking the correct sounds together.