

NATIONAL  
GEOGRAPHIC

LEARNING

SECOND  
EDITION

# Life

BEGINNER

WORKBOOK WITH KEY ■ INCLUDES AUDIO CD

HELEN STEPHENSON

SECOND  
EDITION

# Life

BEGINNER

Библиотека  
НОУ ДО  
"Ай Кью Консалтенс"

 NATIONAL  
GEOGRAPHIC  
LEARNING

HELEN STEPHENSON

Australia • Brazil • Mexico • Singapore • United Kingdom • United States

**Life Beginner Workbook**

**Helen Stephenson**

Vice President, Editorial Director: John McHugh

Executive Editor: Sian Mavor

Publishing Consultant: Karen Spiller

Project Manager: Laura Brant

Development Editor: Liz Driscoll

Editorial Manager: Claire Merchant

Head of Strategic Marketing ELT: Charlotte Ellis

Senior Content Project Manager: Nick Ventullo

Manufacturing Buyer: Elaine Bevan

IP Analyst: Michelle McKenna

IP Project Manager: Carissa Poweleit

Cover: Lisa Trager

Text design: Vasiliki Christoforidou

Compositor: Lumina Datamatics Ltd.

Audio: ProLingua Productions and Tom Dick and Debbie Productions Ltd

Contributing Writer: Nick Kenny (IELTS practice test)

© 2019 National Geographic Learning, a Cengage Learning Company

ALL RIGHTS RESERVED. No part of this work covered by the copyright herein may be reproduced or distributed in any form or by any means, except as permitted by U.S. copyright law, without the prior written permission of the copyright owner.

“National Geographic”, “National Geographic” Society and the Yellow Border Design are registered trademarks of the National Geographic Society ® Marcas Registradas

For product information and technology assistance, contact us at **Cengage Learning Customer & Sales Support, [cengage.com/contact](http://cengage.com/contact)**

For permission to use material from this text or product, submit all requests online at **[cengage.com/permissions](http://cengage.com/permissions)**. Further permissions questions can be emailed to **[permissionrequest@cengage.com](mailto:permissionrequest@cengage.com)**

ISBN: 978-1-337-28544-5

**National Geographic Learning**

Cheriton House, North Way, Andover, Hampshire, SP10 5BE  
United Kingdom

National Geographic Learning, a Cengage Learning Company, has a mission to bring the world to the classroom and the classroom to life. With our English language programs, students learn about their world by experiencing it. Through our partnerships with National Geographic and TED Talks, they develop the language and skills they need to be successful global citizens and leaders.

Locate your local office at **[international.cengage.com/region](http://international.cengage.com/region)**

Visit National Geographic Learning online at **[NGL.Cengage.com/ELT](http://NGL.Cengage.com/ELT)**

Visit our corporate website at **[www.cengage.com](http://www.cengage.com)**

**CREDITS**

**Text:** page 24: source: ‘Immigration to Europe: how many foreign citizens live in each country?’, Guardian News and Media Limited, 2016. <http://www.guardian.co.uk/news/datablog/2010/sep/07/immigration-europe-foreign-citizens#>; page 24: source: ‘London, France’s sixth biggest city’, by Lucy Ash, BBC News, May 30, 2012. <http://www.bbc.co.uk/news/magazine-18234930>; page 24: source: ‘Population of foreign citizens in the EU27 in 2009. Foreign citizens made up 6.4% of the EU27 population’, Eurostat, September 7, 2010. <http://ec.europa.eu/eurostat/documents/2995521/5051094/3-07092010-AP-EN.PDF/68b0c683-f8db-4918-aaf9-ffe74d68cfd?version=1.0>; page 88: ‘Field Notes: Mike Horn’, Nationalgeographic, 2007. <http://ngm.nationalgeographic.com>.

**Cover:** © Miao Jian/Wuhan Morning Post/VCG/Getty Images.

**Photos:** 5 © Stephen Alvarez/National Geographic Creative; 7 (tl) © Christopher Meder/Shutterstock.com; 7 (tm) © Werner Buchel/Shutterstock.com; 7 (tr) © wavebreakmedia/Shutterstock.com; 7 (ml) © ittipon/Shutterstock.com; 7 (mm) © Jag.cz/Shutterstock.com; 7 (mr) © Denis Krasnoukhov/Shutterstock.com; 7 (bl) Mike Chepurin/Alamy Stock Photo; 7 (br) ONOKY - Photononstop/Alamy Stock Photo; 8 (l) © Phovoir/Shutterstock.com; 8 (m) © CREATISTA/Shutterstock.com; 8 (r) Paul Strawson/Alamy Stock Photo; 9 (tl) © 7th Son Studio/Shutterstock.com; 9 (tr) © Denis Krasnoukhov/Shutterstock.com; 9 (mtl) © Ben Schonewille/Shutterstock.com; 9 (mtr) © Bunwit Unseree/Shutterstock.com; 9 (mbl) © Jr images/Shutterstock.com; 9 (mbr) © Passakorn sakulphan/Shutterstock.com; 9 (bl) © Fotosoroka/Shutterstock.com; 9 (br) © REDPIXEL.PL/Shutterstock.com; 10 © goodluz/Shutterstock.com; 13 frans lemmens/Alamy Stock Photo; 14 (l) © Jeremy Reddington/Shutterstock.com; 14 (r) © D.Bond/Shutterstock.com; 15 (l) © Mike Theiss/National Geographic Creative; 15 (r) © Nicole Duplaix/National Geographic Creative; 16 © dotshock/Shutterstock.com; 18 Elmtree Images/Alamy Stock Photo; 21 (tl, ml) © Featureflash Photo Agency/Shutterstock.com; 21 (tr) © leedsn/Shutterstock.com; 21 (mr) © Back Page Images/REX/Shutterstock.com; 21 (bl) © REX/Shutterstock.com; 21 (br) Image and Events/Alamy Stockphoto; 22 (tl) © Vitaly Korovin/Shutterstock.com; 22 (tr) © i viewfinder/Shutterstock.com; 22 (ml) © MSPT/Shutterstock.com; 22 (mr) © Igor Klimov/Shutterstock.com; 22 (bl) © Sebastian Studio/Shutterstock.com; 22 (br) © Zeynep Demir/Shutterstock.com; 23 © logoboom/Shutterstock.com; 24 © Yuri Arcurs/Shutterstock.com; 25 (tl) ARISTO/Alamy Stock Photo; 25 (tr) © Songquan Deng/Shutterstock.com; 25 (bl) © Anneka/Shutterstock.com; 25 (br) © Jamie Grill/Getty Images; 28 (tl) Richard Levine/Alamy Stock Photo; 28 (tm) © LightField Studios/Shutterstock.com; 28 (tr) Richard Donovan/Alamy Stock Photo; 28 (mtl) Alex Segre/Alamy Stock Photo; 28 (mtr) Ian Dagnall/Alamy Stock Photo; 28 (mbl) Agencia Fotograficzna Caro/Alamy Stock Photo; 28 (mbm) © Jamie Wilson/Shutterstock.com; 28 (mbr) eddie linsen/Alamy Stock Photo; 28 (bl) © chaoss/Shutterstock.com; 28 (br) incamerastock/Alamy Stock Photo; 31 (t) Chris Lawrence Images/Alamy Stock Photo; 31 (b) © Michael Melford/National Geographic Creative; 32 © I i g h t p o e t/Shutterstock.com; 33 (t) © Vasca/Shutterstock.com; 33 (mt) © dan vojtech photographer/Shutterstock.com; 33 (mmt) © Layland Masuda/Shutterstock.com; 33 (m) © Evikka/Shutterstock.com; 33 (mmb) © stanislaw/Shutterstock.com; 33 (mb) © margouillat photo/Shutterstock.com; 33 (b) © Elena Elisseeva/Shutterstock.com; 34 © Luciano Mortula/Shutterstock.com; 36 (l) keith morris/Alamy Stock Photo; 36 (tr) © Andris Tkacenko/Shutterstock.com; 36 (mtr) © Peshkova/Shutterstock.com; 36 (mbr) © Fuse/Getty Images; 36 (br) © Joel Sartore/National Geographic Creative; 37 (t) © siamionau pavel/Shutterstock.com; 37 (mt) © Ljupco Smokovski/Shutterstock.com; 37 (mb) © I i g h t p o e t/Shutterstock.com; 37 (b) © Pressmaster/Shutterstock.com; 38 (tl, br) © Planner/Shutterstock.com; 38 (tml) © Zharinova Marina/Shutterstock.com; 38 (tmr) © irin-k/Shutterstock.com; 38 (tr) © Rob Wilson/Shutterstock.com; 38 (ml, bl) © Michael Cyran/Shutterstock.com; 38 (mml, bml) © MiloVad/Shutterstock.com; 38 (mmr, bm) © Evgeny Karandaev/Shutterstock.com; 38 (mr, bmr) © gcafotografia/Shutterstock.com; 39 © Everett Collection/Shutterstock.com; 40 © AP Photo/Danny Johnston/AP Images; 41 Radius Images/Alamy Stock Photo; 42 © Yuri Arcurs/Shutterstock.com; 44 © Peter Essick/National Geographic Creative; 46 (tl) Holger Burmeister/Alamy Stock Photo; 46 (tr) © T-Design/Shutterstock.com; 46 (ml) © Marvel Enterprises/The Kobal Collection; 46 (mr) © Minerva Studio/Shutterstock.com; 46 (bl) © Lisa S./Shutterstock.com; 46 (br) © Anan Saekwhammad/Shutterstock.com; 47 Blend Images/Alamy Stock Photo; 48 TC/Alamy Stock Photo; 49 Asia Images Group Pte Ltd/Alamy Stock Photo; 53 © Joel Sartore/National Geographic Creative; 55 Mario Moreno/Alamy Stock Photo; 56 © maga/Shutterstock.com; 58 © Spike Mafford/Getty Images; 59 © Pascal Deloche/Getty Images; 60 © Blend Images/Shutterstock.com; 61 (tl) © Creativa Images/Shutterstock.com; 61 (tr) Blend Images/Alamy Stock Photo; 61 (ml) © Freebird7977/Shutterstock.com; 61 (mr) © LuckyImages/Shutterstock.com; 61 (bl) © kzenoni/istockphoto.com; 61 (br) Tetra Images/Alamy Stock Photo; 63 © Walter Bibikow/Getty Images; 64 © Maggie Steber/National Geographic Creative; 65 PhotoAlto/Alamy Stock Photo; 68 (l) Peter Cavanagh/Alamy Stock Photo; 68 (tr) © artproem/Shutterstock.com; 68 (mtr) © risteski goce/Shutterstock.com; 68 (mmtr) © sagir/Shutterstock.com; 68 (mmb, mbr) © Karkas/Shutterstock.com; 68 (br) © Neirfy/Shutterstock.com; 69 © jgorzynik/Shutterstock.com; 71 ONOKY - Photononstop/Alamy Stock Photo; 72 © Joe Goodson/Shutterstock.com; 73 PHOTOINKE/Alamy Stock Photo; 74 © Jeremy Woodhouse/Getty Images; 76 © Wellcome Library, London; 77 © Topical Press Agency/Getty Images; 79 © New Line Cinema/The Kobal Collection; 80 INTERFOTO/Alamy Stock Photo; 82 © Sunghee.Kang/Shutterstock.com; 85 © Kenneth Geiger/National Geographic Creative; 86 © Eamonn M. McCormack / Stringer/Getty Images; 88 © Borge Ousland/National Geographic Creative; 89 © Eric Raptosh Photography/Getty Images; 90 © Sam Abell/National Geographic Creative; 92 © Randy Olson/National Geographic Creative; 96 (l) © Mark Yuill/Shutterstock.com; 96 (r) © Anna Baburkina/Shutterstock.com; 97 © g-stockstudio/Shutterstock.com.

**Illustrations:** 4, 5, 6 (t, b), 19 (m), 26 (t), 44 (3-5), 54 Lumina Datamatics Ltd.; 6 (mt, mb), 14, 29, 32 (map) David Russell; 8, 32 (clocks), 44 (1, 2), 56 Matthew Hams; 11, 12, 30, 52 (routines), 78 (scenes), 84, 94 James Gilleard/Folio Illustration; 16, 17, 19 (t, b), 32 (horizon), 40, 43, 48, 49, 52 (trees), 62 (whiteboard), 66, 67, 69, 70 (safe), 72, 78 (ill), 88, 99, 130 Laszlo Veres/Beehive Illustration; 20, 38, 57, 87 Alex Hedworth/Eye Candy Illustration; 26 (b) Norbert Sipos/Beehive Illustration; 62 (lecture), 70, 92 Peter Cornwell.

Printed in China by RR Donnelley

Print Number: 01      Print Year: 2018

# Contents

<b>Unit 1</b>	<b>Hello</b>	<b>page 4</b>
<b>Unit 2</b>	<b>Holidays</b>	<b>page 12</b>
<b>Unit 3</b>	<b>Family and friends</b>	<b>page 20</b>
<b>Unit 4</b>	<b>Cities</b>	<b>page 28</b>
<b>Unit 5</b>	<b>My things</b>	<b>page 36</b>
<b>Unit 6</b>	<b>We love it!</b>	<b>page 44</b>
<b>Unit 7</b>	<b>Daily life</b>	<b>page 52</b>
<b>Unit 8</b>	<b>Work and study</b>	<b>page 60</b>
<b>Unit 9</b>	<b>Travel</b>	<b>page 68</b>
<b>Unit 10</b>	<b>Famous people</b>	<b>page 76</b>
<b>Unit 11</b>	<b>True stories</b>	<b>page 84</b>
<b>Unit 12</b>	<b>The weekend</b>	<b>page 92</b>
	<b>IELTS practice test</b>	<b>page 100</b>
	<b>Audioscripts</b>	<b>page 113</b>
	<b>Answer key</b>	<b>Page 123</b>

# Unit 1 Hello

## 1a People

### Vocabulary the alphabet

1 1 Complete the alphabet. Listen and check.

Aa	_____	Cc	_____
Ee	_____	Gg	_____
Ii	_____	Kk	_____
Mm	_____	Oo	_____
Qq	_____	Ss	_____
Uu	_____	Ww	_____
Yy	_____		

2 1 Listen again and repeat the alphabet.

3 2 Listen and circle the letter you hear.

- 1 A / **E**
- 2 E / I
- 3 G / J
- 4 H / J
- 5 K / Q
- 6 S / Z
- 7 Q / U
- 8 V / W

4 Say the letters. Circle the letter with the same sound.

- |        |             |
|--------|-------------|
| 1 AHJ  | <b>K</b> /T |
| 2 BCDE | O/P         |
| 3 FLM  | G/N         |
| 4 I    | Y/Z         |
| 5 QU   | V/W         |

### 5 Dictation words

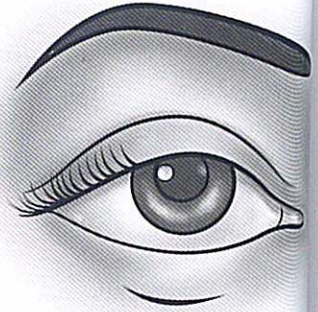
a 3 Listen and write the words.

- 1 *door* \_\_\_\_\_
- 2 \_\_\_\_\_
- 3 \_\_\_\_\_
- 4 \_\_\_\_\_
- 5 \_\_\_\_\_
- 6 \_\_\_\_\_


b 4 Look at the pictures. Listen and write the words.



1 l \_\_\_\_\_



2 l \_\_\_\_\_




3 r \_\_\_\_\_



4 r \_\_\_\_\_



5 s \_\_\_\_



6 w \_\_\_\_\_



# Grammar **be: I + am, you + are**


6 Look at the photo. Choose the correct option.  
'Hi. *I'm* / *You're* Louise Hose.'




7 Choose the correct option.  
LOUISE: Hi. <sup>1</sup> *I'm* / *You're* Louise.  
STEPHEN: Hello. <sup>2</sup> *I'm* / *You're* Stephen Alvarez.  
LOUISE: Oh, <sup>3</sup> *I'm* / *you're* with *National Geographic*.  
STEPHEN: Yes. Nice to meet you.  
LOUISE: Nice to meet you too.

8 5 Write *I* or *You*. Listen and check.

1 Hi. \_\_\_\_\_ 'm Rosa.  
Hello, Rosa.




2 Hello! \_\_\_\_\_ 're Paul!  
Yes! \_\_\_\_\_ 'm Paul Freeman.



3 Hello. \_\_\_\_\_ 'm Angela.  
\_\_\_\_\_ 'm a teacher.  
Nice to meet you, Angela.



4 Hi. Nice to meet you.  
Oh!, \_\_\_\_\_ 're Jason Smith!

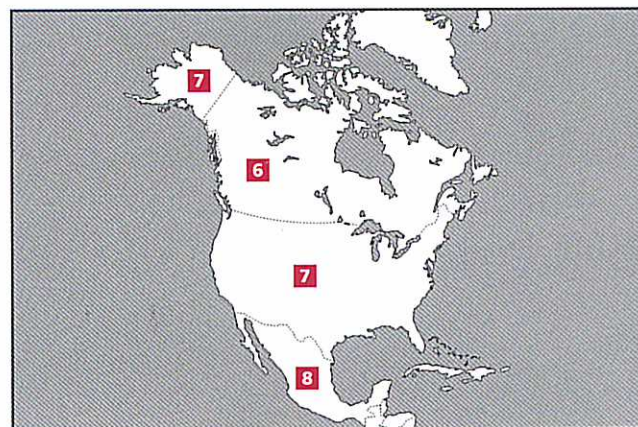
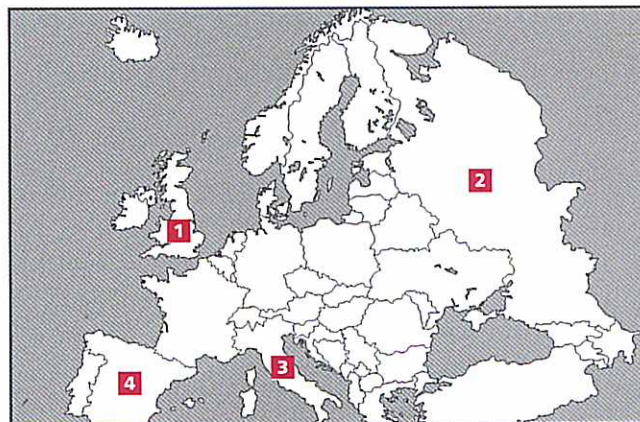


# 1b Around the world

## Vocabulary countries and nationalities

1 Look at the maps. Write the countries.

- 1 the TUIDNE United  
 KIMNDOG Kingdom
- 2 ASISUR \_\_\_\_\_
- 3 AILTY \_\_\_\_\_
- 4 AINPS \_\_\_\_\_
- 5 ABILRZ \_\_\_\_\_
- 6 AAACDN \_\_\_\_\_
- 7 the IDTUNE \_\_\_\_\_  
 TESTSA \_\_\_\_\_
- 8 CEIMOX \_\_\_\_\_
- 9 TEYPG \_\_\_\_\_



## 2 Pronunciation word stress

a 6 Listen and circle the word you hear.

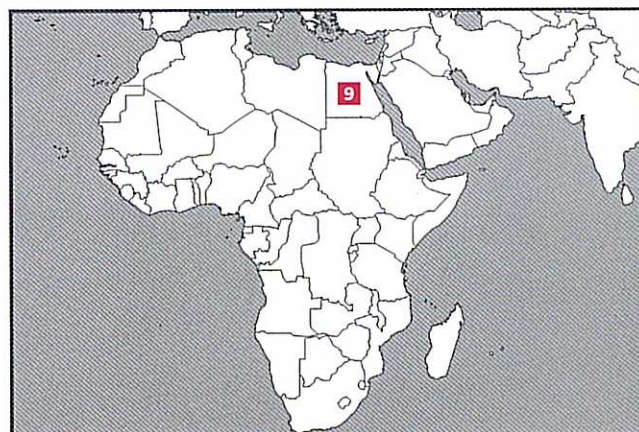
- 1 Russia / Russian
- 2 Egypt / Egyptian
- 3 Brazil / Brazilian
- 4 Canada / Canadian
- 5 Italy / Italian
- 6 Mexico / Mexican
- 7 Vietnam / Vietnamese

b 7 Listen and repeat the country and nationality words from Exercise 2a.

## Vocabulary numbers 1–10

3 Write the missing numbers.

- a eight \_\_\_\_\_ ten
- b two \_\_\_\_\_ four
- c seven \_\_\_\_\_ nine
- d four \_\_\_\_\_ six
- e one \_\_\_\_\_ three
- f six \_\_\_\_\_ eight



## Grammar *be: he/she/it + is*


4 Write sentences with nationalities.




1 Anna is from Australia.  
*She's Australian.*



2 Jorge is from Brazil.




3 Cricket is from the United Kingdom.



4 Sâu is from Vietnam.



5 Pizza is from Italy.




6 Ahmed is from Egypt.

## Listening an artist from Italy


5 8 Look at the photo. Complete the text. Listen and check.

This <sup>1</sup> \_\_\_\_\_ Enzo Chellini. <sup>2</sup> \_\_\_\_\_ a painter. <sup>3</sup> \_\_\_\_\_ from Venice. Venice <sup>4</sup> \_\_\_\_\_ in Italy. Enzo <sup>5</sup> \_\_\_\_\_ Italian.



6 Dictation *be*

9 Listen and complete the text.



“ Hello! <sup>1</sup> \_\_\_\_\_ Bruno. <sup>2</sup> \_\_\_\_\_ student. <sup>3</sup> \_\_\_\_\_ Astrid. <sup>4</sup> \_\_\_\_\_ student too. <sup>5</sup> \_\_\_\_\_ from Hamburg. <sup>6</sup> \_\_\_\_\_ Toronto. <sup>7</sup> \_\_\_\_\_ in Canada. ”



# 1c Phone numbers

1 10 Complete the greetings. Listen and check. Listen again and repeat.



1 Good \_\_\_\_\_.



2 Good \_\_\_\_\_.



3 Good \_\_\_\_\_.



4 Good \_\_\_\_\_.

2 11 Complete the conversations with a–c. Listen and check.

- a And you
- b are you
- c See you

1

A: Good afternoon, Barbara. *How* \_\_\_\_\_?

B: *Fine, thanks.* \_\_\_\_\_?

A: I'm OK.

2

C: \_\_\_\_\_ *later*, Anna.

A: Bye, Carlos.

## Listening phone numbers

3 12 Look at the photos. Listen. Write the numbers (1–3).



Boris \_\_\_\_\_



Lisa \_\_\_\_\_



Nasser \_\_\_\_\_

4 12 Listen again. Match the information in the table.

Name	Country	City
Lisa	Germany	London
Nasser	Mexico	New York
Boris	Egypt	Merida

5 12 Listen again. Write the phone numbers.

Lisa \_\_\_\_\_

Nasser \_\_\_\_\_

Boris \_\_\_\_\_

## Grammar *my, your*

6 13 Complete the conversation with *my* and *your*. Listen and check.

LISA: Hi, Boris.

BORIS: Hi, Lisa.

LISA: What's <sup>1</sup> \_\_\_\_\_ phone number?

BORIS: <sup>2</sup> \_\_\_\_\_ mobile number is 707 839 116.

<sup>3</sup> \_\_\_\_\_ work number is 707 547 939.

LISA: Thanks.

BORIS: What's <sup>4</sup> \_\_\_\_\_ home number?

LISA: <sup>5</sup> \_\_\_\_\_ home number is 55 018 375.

BORIS: Great. Thanks.

## 7 Word focus extra *from*

Add *from* to three more sentences.

*from*

1 Nasser is ↑ Egypt.

2 Joana is Madrid.

3 He's in London.

4 This phone call is Boris.

5 I'm Mexican.

6 He's South Africa.

# 1d What's this in English?

## Vocabulary in the classroom

1 Write the names of the things.



1 p \_\_\_\_\_



2 c \_\_\_\_\_



3 c \_\_\_\_\_




4 b \_\_\_\_\_



5 n \_\_\_\_\_



6 p \_\_\_\_\_



7 t \_\_\_\_\_



8 p \_\_\_\_\_

## Real life classroom language

2 14 Write the words in the conversations. Listen and check.

down home late open page  
repeat spell understand what's

- 1 S: \_\_\_\_\_ this in English?  
T: It's a computer.  
S: Thanks.
- 2 S: Good afternoon. Sorry I'm \_\_\_\_\_.  
T: That's OK.
- 3 T: Work in pairs.  
S: I don't \_\_\_\_\_.  
T: Work in pairs – two students.
- 4 T: OK. \_\_\_\_\_ your books. Look at \_\_\_\_\_ ten.  
S: \_\_\_\_\_ ten?  
T: Yes.
- 5 S: Can you \_\_\_\_\_ that, please?  
T: Yes. Look at page ten.
- 6 T: Good morning, everyone. Sit \_\_\_\_\_, please.  
S: Good morning.
- 7 T: This is a table.  
S: Can you \_\_\_\_\_ it, please?  
T: T-A-B-L-E.
- 8 T: Do Exercise three at \_\_\_\_\_. See you next time.  
S: Bye.

### 3 Pronunciation questions

15 Listen and repeat the questions from Exercise 2.

### 4 Listen and respond questions

a 15 Listen to the questions again. Respond with the sentences in Exercise 2.

*What's this in English?*

*It's a computer.*

b 15 Listen to the questions again. Respond with sentences about an object from Exercise 1.

# 1e My ID

## Writing a visa

### 1 Writing skill capital letters (1)

**a** Rewrite the sentences with the correct capital letters.

1 my name is chris cavendish.

*My name is Chris Cavendish.*


2 i'm from the united kingdom.

3 paula is from the united states.

4 spain is in europe.

5 alex robson is a doctor.

6 hanoi is in vietnam.

**b**  **16** Look at the table. Listen and write the words in the table. Write the correct capital letters.

a city	
a country	
a language	
a name	
a nationality	

### 2 Writing skill extra full stops, question marks


**a** Look at the examples.

*What's your job?*

*I'm a doctor.*

**b** Add full stops and question marks.

- 1 What's your name
- 2 It's 96 457 329
- 3 I'm fine
- 4 Can you spell that
- 5 My name's Chris Cavendish
- 6 Yes. C-A-V-E-N-D-I-S-H
- 7 How are you
- 8 What's your phone number

**c**  **17** Match the questions and answers in Exercise 2b. Listen and check.

- 1 \_\_\_\_\_
- 4 \_\_\_\_\_
- 7 \_\_\_\_\_
- 8 \_\_\_\_\_

**3** Complete the visa form with the information. Use capital letters.

south african    writer    greta lessard


## UK Visa

First name \_\_\_\_\_

Surname \_\_\_\_\_

Nationality \_\_\_\_\_

Job \_\_\_\_\_



## Learning skills recording new words (1)

Write new vocabulary in your notebook.  
Organize the words.

### Countries

Brazil

South Africa

Vietnam

Italy

Russia

the United Kingdom

### 1 Write the words in three groups.

American board book British chair  
computer Egyptian eight five four  
Italian nine one pen pencil seven  
six South African Spanish ten  
three two

Classroom objects	Nationalities	Numbers

## Check!

### 2 Complete the sentences about you.

1 name

My name's \_\_\_\_\_.

2 nationality

I'm \_\_\_\_\_.


3 city

I'm from \_\_\_\_\_.


4 country

It's in \_\_\_\_\_.

### 3 Complete the crossword.



(seven letters)



(five letters)



(seven letters)



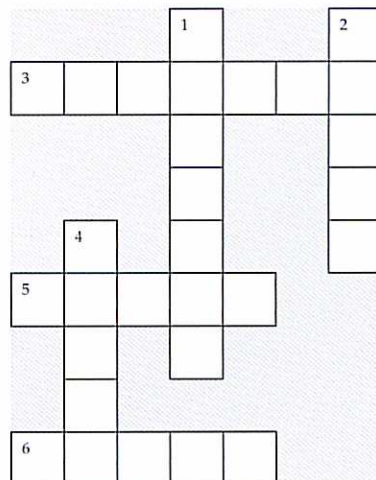
(five letters)



(five letters)



(five letters)

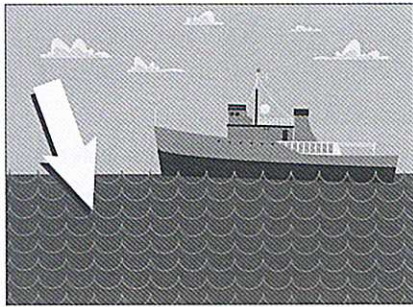


# Unit 2 Holidays


## 2a My holiday

### Vocabulary holiday places


1 Write the places.




1 a s e      *sea*     




2 a e k l     




3 i c y t     



4 a i d l n s     



5 a e b c h     




6 a i o u m n n t     

### Vocabulary days of the week

2 Write the days of the week.

- 1 S \_ t \_ \_ day
- 2 \_ e \_ n \_ \_ day
- 3 T \_ e \_ \_ day
- 4 \_ r \_ \_ day
- 5 \_ h \_ r \_ \_ day
- 6 \_ o \_ \_ day
- 7 S \_ \_ \_ day

### Reading my holiday

3  18 Read the texts (a–c). Match the photo with one of the texts. Listen and check your answer.

- a** I'm on holiday. I'm with Friedl and Jane. We're in Africa. This is a mountain in Tanzania. It's beautiful.
  - b** I'm on holiday. I'm with Linda, Will and Maria. They're my friends. We're in South America. This is Lake Titicaca. It's in Bolivia. It's beautiful.
  - c** I'm on holiday. I'm with my friend, Jack. We're in Asia. This is on Phuket Beach. It's in Thailand. It's beautiful.

## Grammar *be: we/they + are*

4 19 Complete the sentences with *We're* and *They're*. Listen and check.

- I'm on a beach. You're on a beach.  
\_\_\_\_\_ *We're* \_\_\_\_\_ on a beach.
- Andy is on a lake. Friedl is on a lake.  
\_\_\_\_\_ on a lake.
- Friedl and Jane are Canadian.  
\_\_\_\_\_ Canadian.
- Jane is English. I'm English.  
\_\_\_\_\_ English.
- I'm with my friend.  
\_\_\_\_\_ in Fiji.
- Jack is in Portugal with Michael.  
\_\_\_\_\_ in Portugal.

## 5 Pronunciation *we're, they're*

a 19 Listen and repeat the sentences from Exercise 4.

b 20 Listen and circle the word you hear.

- We're / They're from Portugal.
- We're / They're in a city.
- We're / They're Kenyan.
- We're / They're on an island.
- We're / They're in Canada.
- We're / They're on Lake Titicaca.

## Grammar *be: negative forms*

6 21 Look at the photo again. Complete the sentences with the negative form of *be*. Listen and check.

- This isn't in Europe.
- I \_\_\_\_\_ in this photo.
- The four tourists \_\_\_\_\_ Bolivian.
- The man \_\_\_\_\_ a tourist.
- We \_\_\_\_\_ in Thailand.
- You \_\_\_\_\_ in this photo.

## 7 Pronunciation *isn't, aren't*

21 Listen and repeat the sentences from Exercise 6.

8 Complete the blog about the photo with these words.

aren't   holiday   my   they're   Wednesday

Today is <sup>1</sup> \_\_\_\_\_. I'm with <sup>2</sup> \_\_\_\_\_ friends. <sup>3</sup> \_\_\_\_\_ Linda, Will and David. We're in South America. We <sup>4</sup> \_\_\_\_\_ in Peru. We're in Bolivia. We're on <sup>5</sup> \_\_\_\_\_. Lake Titicaca is beautiful.



# 2b Is it hot?

## Vocabulary numbers 11–100

1 Write the numbers in words.

- 1  $7 + 8 =$  fifteen
- 2  $11 + 13 =$  \_\_\_\_\_
- 3  $19 + 28 =$  \_\_\_\_\_
- 4  $22 + 41 =$  \_\_\_\_\_
- 5  $17 + 59 =$  \_\_\_\_\_
- 6  $35 + 46 =$  \_\_\_\_\_

2  22 Look at the weather information. Listen and complete the temperatures.


3 Look at the weather information. Write the temperatures in words.

- 1 It's thirty-one degrees in Tokyo today.
- 2 It's \_\_\_\_\_ degrees in London today.
- 3 It's \_\_\_\_\_ degrees in New York today.
- 4 It's \_\_\_\_\_ degrees in Mexico City today.
- 5 It's \_\_\_\_\_ degrees in Rome today.
- 6 It's \_\_\_\_\_ degrees in Santiago today.



### World weather

Berlin	_____
London	26° C
Mexico City	22° C
New York	21° C
Paris	_____
Rio de Janeiro	_____
Rome	36° C
Santiago	17° C
Sydney	_____
Tokyo	31° C
Toronto	_____



## Grammar *be*: questions and short answers

4 Look at the weather information. Answer the questions.

1 Is it hot in Sydney today?

*No, it isn't.*

2 Is it hot in New York today?

3 Is it cold in Tokyo today?

4 Is it hot in Rome today?

5 Is it cold in Santiago today?

6 Is it cold in Toronto today?

5 Read 1–8. Change the full stop (.) to a question mark (?) if necessary.

1 Are you in New York? ✓ ?

2 John and Jane are in Rome.

3 Is she on the beach.

4 Are Paul and Meera in Santiago.

5 Your name is Andy.

6 Are you OK.

7 It is cold in London today.

8 Are they tourists.

6 Rewrite the questions from Exercise 5 as affirmative sentences. Use contractions if possible. Rewrite the sentences as questions.

1 *You're in New York.*

2 \_\_\_\_\_

3 \_\_\_\_\_

4 \_\_\_\_\_

5 \_\_\_\_\_

6 \_\_\_\_\_

7 \_\_\_\_\_

8 \_\_\_\_\_

7 **Pronunciation *be*: questions and short answers**

23 Listen and repeat six questions and answers.

8 **Listen and respond *be*: questions and short answers**


24 Listen to the questions from Exercise 7. Respond with your own words.

1


*Are you in London?*

*Yes, I am.*

*No, I'm not.*



Rio de Janeiro



Sydney



# 2c Holiday places

## Vocabulary colours

1 Write the colours.

- 1 a b c k l \_\_\_\_\_
- 2 a e g o n r \_\_\_\_\_
- 3 b o n r w \_\_\_\_\_
- 4 d e r \_\_\_\_\_
- 5 e b l u \_\_\_\_\_
- 6 e e g n r \_\_\_\_\_
- 7 e h i t w \_\_\_\_\_
- 8 e l l o w y \_\_\_\_\_
- 9 i k n p \_\_\_\_\_

## Grammar a/an

2 Write *a* or *an*.

- 1 \_\_\_\_\_ table
- 2 \_\_\_\_\_ country
- 3 \_\_\_\_\_ airport
- 4 \_\_\_\_\_ page
- 5 \_\_\_\_\_ island

3 Word focus *in*

Underline *in* in these questions. Then match the questions (1–3) with the answers (a–c).

- 1 What's this colour in English?
- 2 Are you in a hotel?
- 3 Are they in Tokyo?

- a Yes, I am.
- b It's 'orange'.
- c No, they aren't.

4 Dictation in New Zealand

25 Look at the photo. Listen and complete the email.

Hi Stephanie  
 I'm in New Zealand. It's <sup>1</sup> \_\_\_\_\_. The mountains are <sup>2</sup> \_\_\_\_\_. The sky isn't <sup>3</sup> \_\_\_\_\_ - it's <sup>4</sup> \_\_\_\_\_.  
 I'm in a <sup>5</sup> \_\_\_\_\_. I'm with my <sup>6</sup> \_\_\_\_\_ Kiri. It's nice.

Glossary  
 the sky (noun) /skai/



## Grammar plural nouns

5 Write the plurals of these nouns.

- 1 bus \_\_\_\_\_
- 2 tent \_\_\_\_\_
- 3 car \_\_\_\_\_
- 4 city \_\_\_\_\_
- 5 office \_\_\_\_\_
- 6 photo \_\_\_\_\_


6 Complete the sentences with the singular and plural form of these nouns.

beach country friend hotel island mountain

- 1 I'm on holiday with my \_\_\_\_\_ Lynne and Felix.
- 2 Fiji is an \_\_\_\_\_ in the South Pacific.
- 3 Nepal, China and India are \_\_\_\_\_ in Asia.
- 4 We're in the Rocky \_\_\_\_\_ in the United States.
- 5 I'm in a \_\_\_\_\_ in London. It's old.
- 6 The \_\_\_\_\_ in Australia are beautiful.

7 Pronunciation plural nouns

26 Listen and repeat the plural nouns from Exercises 5 and 6.



# 2d Here are your keys

## Vocabulary car hire

1 Look at a–f. Find:

- two addresses
- two email addresses
- two car registration numbers

a 27 Front Street

b mross@gmail.com


c WA 50 TCO

d 65 Liverpool Road


e wilson@cars.co.uk

f LE61 DGM


## Real life personal information

2  27 Complete the questions with *is*, *what* and *where*. Listen and check. Underline the answer you hear.


- '\_\_\_\_\_ are you from?'  
'I'm from *Belfast / Manchester*.'
- '\_\_\_\_\_ 's your address?'  
'It's *27 Front Street / 65 Liverpool Road*.'
- '\_\_\_\_\_ this your email address?'  
'No, it isn't. It's *wilson@cars.co.uk / mross@gmail.com*.'
- '\_\_\_\_\_ 's the car registration number?'  
'It's *LE61 DGM / WA50 TCO*.'

3  28 Listen and complete the car hire form.

Title	Ms
First name	Julia
Surname	Farrow
Address	
City	Manchester
Postcode	M19 2GR
Country	UK
Email address	
Phone number	




4 Listen and respond personal information

a  29 Listen to four questions. Respond with the information from Exercise 3.

1 Where are you from?


I'm from Manchester.

b  29 Listen to the questions again. Respond with your own words.

1 Where are you from?

I'm from Jakarta.

5 Pronunciation syllables

 30 Listen and repeat these words. Count the syllables.

beach = 1

email	holiday	hotel	island	lake
mountain	number	student	teacher	
telephone	tourist			

# 2e Contact information

## Writing a form

### 1 Writing skill capital letters (2)

a Rewrite the addresses (1–4) with the correct capital letters. Then match the addresses with a–d.

1 10 downing street  
london

\_\_\_\_\_

\_\_\_\_\_

2 221b baker street  
london

\_\_\_\_\_

\_\_\_\_\_

3 350 fifth avenue  
new york

\_\_\_\_\_


\_\_\_\_\_

4 1600 pennsylvania avenue  
washington

\_\_\_\_\_

\_\_\_\_\_

- a the Empire State Building
- b the President of the United States
- c the Prime Minister of Great Britain
- d Sherlock Holmes



b Write the correct capital letters in this address.

ness hotel

loch road

inverness

iv4 2hf

c Rewrite the information in this form with the correct capital letters.

Ness Hotel online booking	
Title	<del>mr</del>
First name	david
Surname	smith
Address	64 mill road
City	manchester
Postcode	m17 6rt
Country	uk
Contact number	0756 751 2587

Ness Hotel online booking	
Title	Mr
First name	_____
Surname	_____
Address	_____
City	_____
Postcode	_____
Country	_____
Contact number	0756 751 2587

2 31 Listen to the telephone conversation about a hotel booking at Lakeside Hotel. Complete the form.

### Lakeside Hotel booking

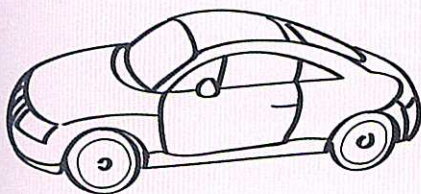
Title	_____
First name	_____
Surname	_____
Address	_____
City	_____
Postcode	_____
Country	UK
Email address	_____
Contact number	0750 658 214

3 Check the capital letters in the form in Exercise 2.


## Learning skills recording new words (2)

Write new vocabulary in your notebook. Draw the words or write examples.

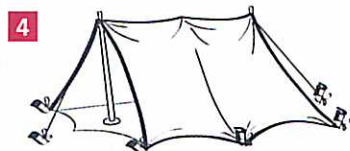
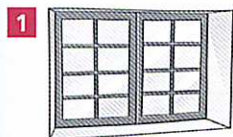
car



address



1 Match 1-4 with a-d.



- a bus
- b window
- c ID card
- d tent

2 Draw a picture or write examples for these words in your vocabulary notebook.

boat country city key mountain tourist

## Learning skills questions for the classroom and real life

3 Write these questions and expressions in your own language.

- 1 Can you repeat that?  
\_\_\_\_\_
- 2 Can you speak slowly?  
\_\_\_\_\_
- 3 How do you say ... ?  
\_\_\_\_\_
- 4 How do you spell ... ?  
\_\_\_\_\_
- 5 I'm sorry. I don't understand.  
\_\_\_\_\_

4 32 Listen and repeat the questions and expressions from Exercise 3.

### Check!

5 Look at the words. They are in Student's Book Unit 2. What are the connections? Look at the example. Then write four sentences.

- 1 Gatwick and Heathrow are airports.
- 2 \_\_\_\_\_
- 3 \_\_\_\_\_
- 4 \_\_\_\_\_
- 5 \_\_\_\_\_

brown Cuba Loch Ness  
 1 Gatwick  
 Cape Town  
 Fiji green  
 1 Heathrow Moscow  
 Paris Hawaii  
 red Titicaca