

# Life

SECOND EDITION

HELEN STEPHENSON | JOHN HUGHES | PAUL DUMMETT

# Life

**SECOND EDITION**

 **NATIONAL  
GEOGRAPHIC**  
LEARNING

**HELEN STEPHENSON**  
**JOHN HUGHES**  
**PAUL DUMMETT**



# Contents

Unit	Grammar	Vocabulary	Real life	Pronunciation
<b>1</b> <b>Hello</b> pages 9–20	<i>be: I + am, you + are</i> <i>be: he/she/it + is</i> <i>my, your</i>	the alphabet countries and nationalities numbers 1–10 greetings in the classroom	classroom language	word stress questions
VIDEO: My top ten photos page 18 ► REVIEW page 20				
<b>2</b> <b>Vacations</b> pages 21–32	<i>be: we/they + are</i> <i>be: negative forms</i> <i>be: questions and short answers</i> <i>a/an</i> plural nouns	days of the week numbers 11–100 colors car rental	personal information	<i>we're, they're</i> <i>I'm, isn't, aren't</i> <i>be: questions and short answers</i> plural nouns syllables
VIDEO: A vacation in Australia page 30 ► REVIEW page 32				
<b>3</b> <b>Family and friends</b> pages 33–44	<i>his, her, its, our, their</i> possessive 's irregular plural nouns	family people months special occasions	special occasions giving and accepting gifts	possessive 's linking with <i>in</i> intonation
VIDEO: Chinese New Year in London page 42 ► REVIEW page 44				
<b>4</b> <b>Cities</b> pages 45–56	prepositions of place <i>this, that, these, those</i> question words	places in a town the time word focus: <i>at</i> snacks	buying snacks	<i>th /ð/</i> linking with <i>can</i>
VIDEO: Where's that? page 54 ► REVIEW page 56				
<b>5</b> <b>My things</b> pages 57–68	<i>can/can't</i> <i>can</i> questions and short answers <i>have/has</i> <i>be + adjective</i> adjective + noun	abilities possessions technology money and prices	shopping	<i>can/can't</i> <i>have/has</i> numbers
VIDEO: What's your favorite gadget? page 66 ► REVIEW page 68				
<b>6</b> <b>We love it!</b> pages 69–80	<i>like</i> <i>like</i> questions and short answers <i>he/she + like</i> object pronouns	sports interests food opinion adjectives	suggestions	<i>do you ...?</i> <i>likes, doesn't like</i> intonation
VIDEO: At the market page 78 ► REVIEW page 80				

Listening	Reading	Critical thinking	Speaking	Writing
introductions phone numbers	a description of two people an article about international phone calls from New York	greetings	introductions a quiz greeting people	text type: an identification card writing skill: capital letters
a description of a place a conversation about a vacation	a description of photos of a trip a conversation about a vacation a quiz about vacation spots	is it always true?	vacation photos on vacation general knowledge	text type: a form writing skill: capital letters
a description of a family from Mexico a conversation about a family from Iraq a description of good friends	a description of a family from Scotland an article about important days	completing a chart	my family people and things celebrations around the world	text type: a greeting card writing skill: contractions
a description of Astana tourist information	a description of places in a town a description of two famous towers an article about time zones	thinking about your country	locations famous places days and times	text type: a text message writing skill: <i>and</i>
a profile of Yves Rossy an interview with a robot expert people talk about their interesting possessions	an article about robots and people a blog post about gadgets	who said it?	my abilities my things my favorite piece of technology	text type: an email writing skill: <i>but</i>
a description of a sport in South Africa an interview with a man about sports	an article about a sport a profile of a TV presenter an article about street food	what does the writer think?	sports interests food	text type: short messages writing skill: punctuation and sentence structure

Unit	Grammar	Vocabulary	Real life	Pronunciation
<b>7</b> Daily life pages 81–92	simple present <i>I/you/we/you/they</i> prepositions of time simple present questions <i>I/you/we/you/they</i> simple present <i>Wh</i> -questions	routines hobbies weather problems	problems	intonation in questions sentence stress
VIDEO: The elephants of Samburu page 90 ► REVIEW page 92				
<b>8</b> Work and study pages 93–104	simple present <i>he/she/it</i> simple present questions <i>he/she/it</i> frequency adverbs	job activities education	on the phone	-s and -es verb endings <i>/s/</i> and <i>/z/</i>
VIDEO: Small ships page 102 ► REVIEW page 104				
<b>9</b> Travel pages 105–116	<i>there is/are</i> <i>there is/are</i> negative and question forms imperative forms	clothes hotel rooms travel hotels	requests	<i>there are</i> <i>I'd like, We'd like</i>
VIDEO: The people of the reindeer page 114 ► REVIEW page 116				
<b>10</b> Famous people pages 117–128	<i>be: was/were</i> <i>be: was/were</i> negative and question forms regular simple past verbs	dates describing people activities	apologizing	<i>was/were</i> weak forms sentence stress
VIDEO: The space race page 126 ► REVIEW page 128				
<b>11</b> True stories pages 129–140	irregular simple past verbs simple past negative and question forms simple past <i>Wh</i> - questions	life events word focus: <i>get</i> time expressions	talking about the past	-ed regular simple past verbs <i>did you ...?</i> <i>didn't</i>
VIDEO: True stories? page 138 ► REVIEW page 140				
<b>12</b> The weekend pages 141–152	present continuous present continuous questions and short answers present continuous for the future prepositions of place tense review	rooms in a house times and places	offers and invitations	<i>going</i> and <i>doing</i> <i>would you ...?</i>
VIDEO: A day in the life of a lighthouse keeper page 150 ► REVIEW page 152				
COMMUNICATION ACTIVITIES page 153 ► GRAMMAR SUMMARY page 158 ► AUDIOSCRIPTS page 182				

Listening	Reading	Critical thinking	Speaking	Writing
a description of the Holi festival interviews about hobbies with friends	an article about a day in China an article about the seasons in British Columbia	finding information	my partner and I a survey about hobbies my favorite season	text type: a profile writing skill: paragraphs
an interview about a man's job an interview about an unusual school	an article about jobs on the London Underground an article about a job in a wildlife park	asking questions	jobs things we usually do	text type: an email writing skill: spelling: double letters
four people talk about travel a conversation about a trip to Cape Town	an article about things in people's suitcases an article about a trans-Siberian trip	who is it for?	things in my suitcase hotels and tourist places travel tips	text type: travel advice writing skill: <i>because</i>
a profile of Ayrton Senna a radio program about people we remember	a quiz about "firsts" in exploration an article about the first people in the American continents	making a timeline	dates and events people in my past who was he/she?	text type: an email writing skill: expressions in emails
old books and documents in Timbuktu an interview with a woman from New Orleans	an article about an unusual discovery a story about an adventure in Madagascar	the writer's purpose	did it happen? last week and last year one day last week	text type: a life story writing skill: <i>when</i>
three people talk about weekend activities a description of a family in Indonesia	a short message about next weekend an article about helping people on weekends	finding main ideas	my photos next weekend a special weekend	text type: a thank you note writing skill: spelling: verb endings



# Life around the world—in 12 videos

## Unit 10 The space race



Find out about the history of space exploration.

## Unit 6 At the market



Meet people at a market in an English city.

## Unit 3 Chinese New Year in London

Find out about this big street celebration.

## Unit 8 Small ships

Ship pilots practice using mini ships.

## Unit 4 Where's that?

A video quiz about three cities.

## Unit 12 A day in the life of a lighthouse keeper



A man looks after a lighthouse in Uruguay.



**Unit 9** The people of the reindeer



Find out about the lives of the Sami people.

**Unit 11** True stories?

Three people tell their stories. Are they true or false?

**Unit 5** What's your favorite gadget?

Two people talk about their favorite gadgets.

**Unit 1** My top ten photos

A photographer talks about his favorite photos.

Nepal

Kenya

Australia

**Unit 7** The elephants of Samburu



Find out about elephants in the Samburu National Park.

**Unit 2** A vacation in Australia



On vacation with two friends.



**UNIT 1  
HELLO**




**UNIT 2  
VACATIONS**



**UNIT 3  
FAMILY AND  
FRIENDS**



**UNIT 4  
CITIES**




**UNIT 5  
MY THINGS**




**UNIT 6  
WE LOVE IT!**



**UNIT 7  
DAILY LIFE**




**UNIT 8  
WORK AND  
STUDY**




**UNIT 9  
TRAVEL**



**UNIT 10  
FAMOUS PEOPLE**



**UNIT 11  
TRUE STORIES**



**UNIT 12  
THE WEEKEND**





# Unit 1 Hello



David Doubilet in the Pacific Ocean, Australia

## FEATURES

### 10 People

People from *National Geographic*

### 12 People and places

People, cities, and countries

### 14 Phone calls from New York

Phone calls from New York

### 18 My top ten photos

A video about *National Geographic* photos

1 ▶1 Look at the photo. Listen and read.

Hello! I'm David.

2 ▶1 Listen again and repeat.

3 Say your name.

Hello! I'm \_\_\_\_\_.

4 Work in pairs.

*Hello! I'm Dani.*

*Hello! I'm Lee.*



# 1a People

## Listening

1  2 Listen and read.

1

D: Hello. I'm David.

M: Hi. I'm Mireya.

D: Mireya Mayor?

M: Yes.

2

D: Hi! I'm David Doubilet.

M: Hello.

D: Oh! You're Mireya!

M: Yes. I'm Mireya Mayor.

3

D: Hello. I'm David Doubilet.

M: I'm Mireya.

D: Mireya?

M: Yes. M-I-R-E-Y-A.


D: Hi. Nice to meet you.

## NATIONAL GEOGRAPHIC PEOPLE

David Doubilet



Mireya Mayor



# Vocabulary the alphabet

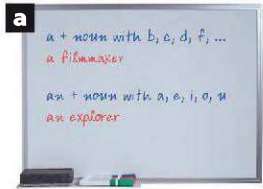
2 ▶ 3 Listen and repeat.

Aa Bb Cc Dd Ee Ff Gg  
Hh Ii Jj Kk Ll Mm Nn  
Oo Pp Qq Rr Ss Tt Uu  
Vv Ww Xx Yy Zz


3 ▶ 4 Say the letters. Listen. Write the letters.

A	B	L	I	O	Q	R
H	C	_____	_____		_____	
_____	D	_____			_____	
_____	_____	_____			_____	
_____	_____	_____			_____	
_____	_____	_____			_____	
_____	_____	_____			_____	

4 ▶ 5 Listen and repeat.



board



book



chair



desk



door



window

5 Work in pairs.  
Student A: Say the letters.  
Student B: Say the word.

C-H-A-I-R

Chair.

Yes!

6 ▶ 6 Listen. Write the names.

- \_\_\_\_\_
- \_\_\_\_\_
- \_\_\_\_\_
- \_\_\_\_\_

7 Work in pairs.  
Student A: Spell your name.  
Student B: Write the name.

## Grammar be: I + am, you + are

### ▶ BE: I + AM, YOU + ARE

I'm | David.  
You're | Mireya.

(I'm = I am, You're = You are)

Now look at page 158.

8 Write I or You.

S: Hello. \_\_\_\_\_'m Sandra.

K: Hi!

S: Oh! \_\_\_\_\_'re Kim!

K: Yes, \_\_\_\_\_'m Kim Smith.

## Speaking myLife

9 ▶ 7 Listen and read. Speak to other students.

Hi, I'm Carlos.

Hello. I'm Sonia. Nice to meet you, Carlos.

Nice to meet you, Sonia.



# 1b People and places

## PEOPLE AND PLACES



**1** This is Jane. She's from Buenos Aires. It's in Argentina. Jane is Argentinian.



**2** This is Lukas. He's from Cape Town. It's in South Africa. Lukas is South African.

## Reading

**1** ▶ **8** Read and listen.

**2** Write the words in the chart.

	Photo 1	Photo 2
Name	Jane	
Country		
Nationality		South African

## Vocabulary countries and nationalities

**3** ▶ **9** Write the words in the chart. Listen and check.

Egyptian	Mexico
Spanish	the United States

	Country	Nationality
1	Brazil	Brazilian
2	Egypt	
3	Italy	Italian
4	_____	Mexican
5	Spain	
6	the United Kingdom	British
7	_____	American
8	Vietnam	Vietnamese

## 4 Pronunciation word stress

▶ **10** Listen and repeat the countries. Copy the stress.

• •  
Brazil

• • •  
Mexico

## Grammar *be: he/she/it + is*

### ▶ BE: HE/SHE/IT + IS

He		from Russia.
She	is	Russian.
It		in Russia.

(He's, She's, It's = He is, She is, It is)

Now look at page 158.

5 Look at the photos. Write *He's*, *She's*, or *It's*.



- Tran is from Hanoi. \_\_\_\_\_ in Vietnam. \_\_\_\_\_ Vietnamese.
- Juan is from Santiago. \_\_\_\_\_ in Chile. \_\_\_\_\_ Chilean.
- Krishnan is from Chicago. \_\_\_\_\_ in the United States. \_\_\_\_\_ American.
- Marina is from Milan. \_\_\_\_\_ in Italy. \_\_\_\_\_ Italian.

6 Write your information. Show your partner.

	You
Name	
City	
Country	
Nationality	

7 Tell the class about your partner.

*Kira is from Paris. It's in France. She's French.*

## Vocabulary numbers 1–10

8 11 Write the numbers (1–10). Listen and repeat.

<u>  0  </u> zero	<u>      </u> four	<u>      </u> eight
<u>      </u> one	<u>      </u> five	<u>      </u> nine
<u>      </u> two	<u>      </u> six	<u>      </u> ten
<u>      </u> three	<u>      </u> seven	

9 12 Look at the chart in Exercise 3. Listen. Say the country.

"five" *Spain*

10 13 Look at the chart in Exercise 3. Listen. Say the number.

"Spain" *five*

## Speaking *myLife*

11 14 Work in pairs. Take the quiz. Are the sentences true (T) or false (F)? Listen and check.

*Baseball is Russian.*

*False. It's American.*

# QUIZ

TRUE OR FALSE?

around the world

**F** **01** Baseball is Russian.

**02** Pasta is from South Africa.

**03** Jaguar is British.

**04** Flamenco is from Italy.

12 Work in pairs. Write an *around the world* quiz. Write four sentences. Test the class.



# 1c Phone calls from New York

## Reading

- 1 Read *Phone calls from New York* on page 15. Underline four countries.
- 2 Read again. Write the names.
  - 1 \_\_\_\_\_ is a teacher.
  - 2 \_\_\_\_\_ is Mexican.
  - 3 \_\_\_\_\_ is from Canada.
  - 4 \_\_\_\_\_ is Indian.

## Listening

- 3 ▶ 15 Listen to Anne-Marie. Circle the phone number (a or b).
 

a 555 730 7121      b 555 760 7101
- 4 ▶ 16 Listen to Nelson. Write.
  - 1 work phone number \_\_\_\_\_
  - 2 home phone number \_\_\_\_\_

## Grammar *my, your*

### ▶ MY, YOUR

What's **your** phone number?  
**My** phone number is 555 760 7101.

Now look at page 158.




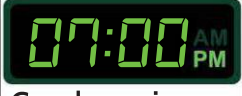
- 5 Write *my* or *your*.
 



R: Hi. <sup>1</sup> \_\_\_\_\_ name's Ramon.  
 N: Hello. I'm Nelson.  
 ...  
 N: Ramon, what's <sup>2</sup> \_\_\_\_\_ phone number?  
 R: <sup>3</sup> \_\_\_\_\_ work number is 555 275 6975.  
 N: What's <sup>4</sup> \_\_\_\_\_ cell phone number?  
 R: It's 555 398 9763.
- 6 Work in pairs. Ask and answer questions. Write your partner's:
 

home number \_\_\_\_\_  
 cell phone number \_\_\_\_\_

## Vocabulary greetings

- 7 ▶ 17 Write the expressions in the correct places. Listen and repeat.

Bye	Hello
	 Good morning.
Hi. 1 _____ .	 Good afternoon.
	 Good evening.

Good night. 	
Goodbye. 2 _____ .	
See you later.	

## Critical thinking greetings

- 8 *Good evening* and *good night* have different meanings. Circle the correct greetings.
  - 1 A: Hello.  
 B: *Good evening*. / *Good night*. How are you?
  - 2 A: *Good evening*. / *Good night*.  
 B: Goodbye! See you tomorrow!

Which greeting means "hello"? Which greeting means "goodbye"?

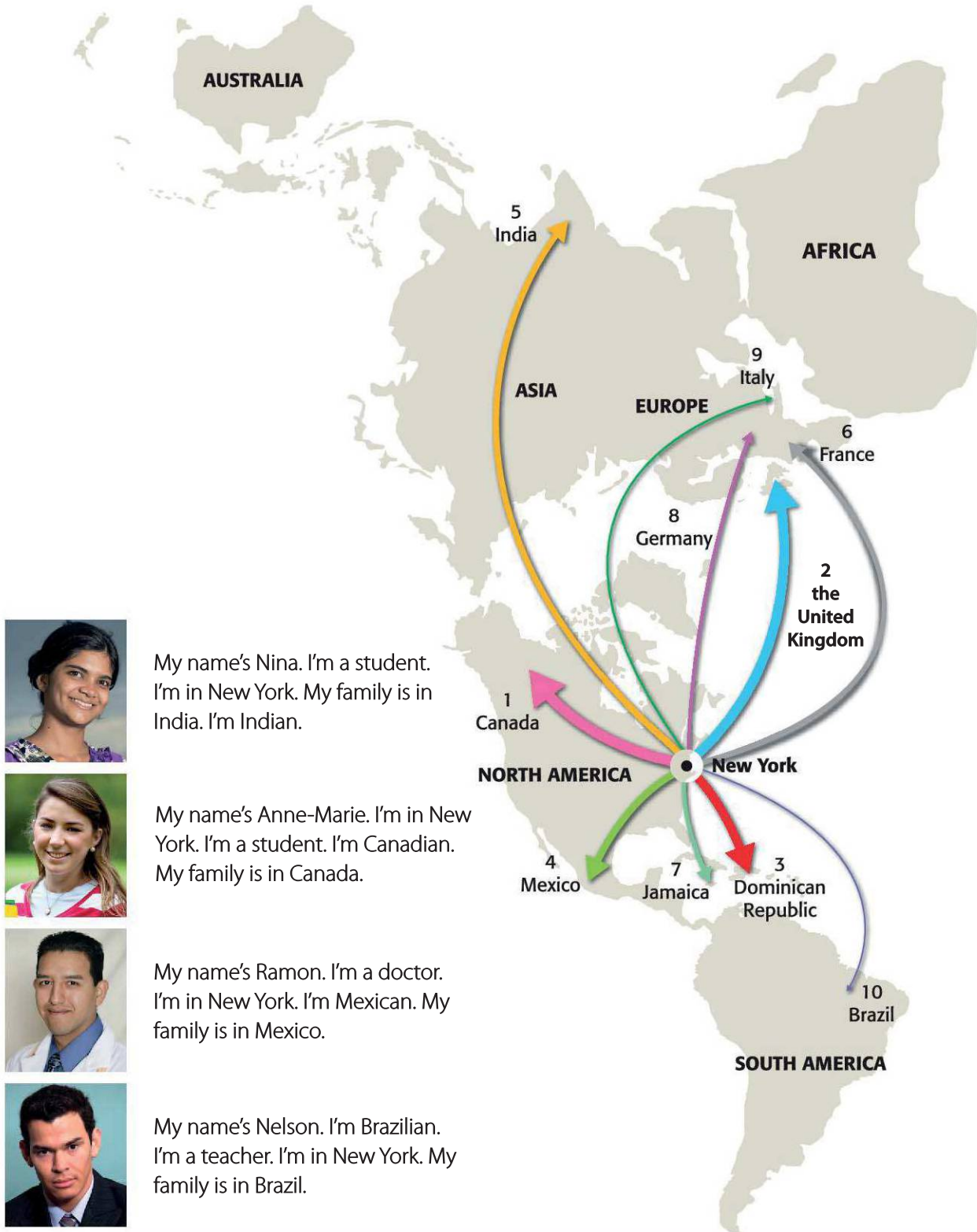
## Speaking **myLife**

- 9 Practice the conversations in Exercise 8 with your classmates.



# PHONE CALLS FROM NEW YORK: THE TOP TEN COUNTRIES

▶ 18



My name's Nina. I'm a student. I'm in New York. My family is in India. I'm Indian.



My name's Anne-Marie. I'm in New York. I'm a student. I'm Canadian. My family is in Canada.



My name's Ramon. I'm a doctor. I'm in New York. I'm Mexican. My family is in Mexico.



My name's Nelson. I'm Brazilian. I'm a teacher. I'm in New York. My family is in Brazil.



# 1d What's this in English?

## Vocabulary in the classroom

1 ▶ 19 Listen. Write the words.

1



\_\_\_\_\_

2



\_\_\_\_\_

3



\_\_\_\_\_

4



\_\_\_\_\_

5



\_\_\_\_\_

6



\_\_\_\_\_

7



\_\_\_\_\_

8



\_\_\_\_\_

2 ▶ 20 Listen to the words from Exercise 1 and repeat.

3 Work in pairs. Point to a photo in Exercise 1. Ask and answer questions.

What's this in English?

It's a \_\_\_\_\_.

Can you spell it?

Yes. \_\_\_\_\_.

## Real life classroom language

4 ▶ 21 Listen. Look at the classroom language box.

5 ▶ 21 Listen again. Who says each expression? Write T (teacher) or S (student).

### ▶ CLASSROOM LANGUAGE

Good afternoon, everyone. T

Sit down, please. \_\_\_\_

Open your books. \_\_\_\_

Look at page six. \_\_\_\_

Sorry I'm late. \_\_\_\_

Can you repeat that, please? \_\_\_\_

I don't understand. \_\_\_\_

Can you spell it, please? \_\_\_\_

What's this in English? \_\_\_\_

Do Exercise 7 at home. \_\_\_\_

See you next time. \_\_\_\_

## 6 Pronunciation questions

a ▶ 22 Listen and repeat the questions from the classroom language box.

b Look at track 21 of the audioscript on page 182. Practice conversations 4, 6, and 7.

7 Work in pairs. Write the words. Practice the conversations.

1 T: Good morning. \_\_\_\_\_ I'm late.  
S: That's OK. Sit down, \_\_\_\_\_.

2 S: Can you \_\_\_\_\_ that, please?  
T: Yes. Look at \_\_\_\_\_ ten.

# 1e My ID

## Writing an identification card

1 Look at the ID card. Circle the name of the company and the name of the visitor.

0186693		Washington
		
<b>Visitor</b>		
Date	Name	
02 / 08 / 2018	Carolyn Anderson	

## 2 Writing skill capital letters

a Underline on the ID card the capital letters in the names of the company, place, and visitor.

b Write these words in the chart.

Brazil	Portuguese	Rio de Janeiro
Brazilian	Nelson Pires	

a name	Dan Pillsbury
a city	Boston
a country	the United States
a nationality	American
a language	English

c Circle the letters that should be capital letters.

- santiago is in chile.
- maya davis is a teacher.
- I'm chinese.
- I speak french.

3 Complete the ID cards with the information. Use capital letters.


1 dublin  
sean booth

<b>Mobile Phone International</b>	
Name: _____	
City: _____	
VISITOR	7 / 10 / 2018

2 american  
cathy

_____ Teaching <b>Conference</b>
Lisbon 2-4 April      _____ Johnson

3 bangkok  
laura davis

	<b>Explore</b>  _____!  _____ (Director)  619127039
--	---

4 Write your own ID card.

5 Work in pairs. Check your partner's card. Check the capital letters.



# 1f My top ten photos

A woman and a baby  
from Nepal



## Before you watch

- 1 Work in pairs. Look at this photo. Complete the information about Tom.

I'm            is            my            name's



Hi. My <sup>1</sup> \_\_\_\_\_  
Tom. <sup>2</sup> \_\_\_\_\_  
a photographer.  
This <sup>3</sup> \_\_\_\_\_ my  
top ten— <sup>4</sup> \_\_\_\_\_  
favorite *National  
Geographic* photos  
of people and  
places.

## While you watch

- 2 1 Watch the video. Check (✓) the correct columns.

photo	a man	a woman	people	an animal/ animals
1				
2				
3				
4				
5				
6				
7				
8				
9				
10				

- 3 Work in pairs. Compare your answers from Exercise 2.

Photo number two  
is a man.

Yes, I agree.

- 4 1 Watch the video again. Circle the correct country.

Photo 1 Nepal / India  
Photo 2 Nepal / Mongolia  
Photo 3 Mongolia / China  
Photo 4 the United States / Canada  
Photo 5 Brazil / Bangladesh  
Photo 6 Canada / New Zealand  
Photo 7 Australia / the United States  
Photo 8 South Africa / Mozambique  
Photo 9 Namibia / Kenya  
Photo 10 Kenya / South Africa

- 5 1 Read the sentences. Are the sentences true (T) or false (F)? Watch the video again and check.

Photo 2 The man is from the Himalayas. T F  
Photo 3 The woman is happy. T F  
Photo 7 The climber is Jimmy Chin. T F  
Photo 8 The woman is from Namibia. T F  
Photo 10 Tom says, "It's my favorite." T F

- 6 1 Watch the video again. Work in pairs. What's your favorite photo?

## After you watch

- 7 Complete the information about three of the photos.

Photo 1 is by Alex Treadway. The woman is <sup>1</sup> \_\_\_\_\_ Nepal in the Himalayas.  
<sup>2</sup> \_\_\_\_\_ Nepalese.

Photo 7 <sup>3</sup> \_\_\_\_\_ by Jimmy Chin. This <sup>4</sup> \_\_\_\_\_ Kate Rutherford. <sup>5</sup> \_\_\_\_\_'s an American climber.

Photo 9 is of people <sup>6</sup> \_\_\_\_\_ Namibia. <sup>7</sup> \_\_\_\_\_ by Chris Johns. <sup>8</sup> \_\_\_\_\_ a *National Geographic* photographer.

- 8 Write about your favorite photo.



# UNIT 1 REVIEW AND MEMORY BOOSTER

## Grammar

1 Complete the sentences with these words.

I'm      you're      it's      he's      she's

- 1 My name's Rosa. \_\_\_\_\_ from Brazil.
- 2 This is David. \_\_\_\_\_ a teacher.
- 3 I'm from Ottawa. \_\_\_\_\_ in Canada.
- 4 A: I'm Alain.  
B: Oh! \_\_\_\_\_ my teacher!
- 5 Marina is from Italy. \_\_\_\_\_ Italian.

2 Complete the sentences with *my* or *your*.

- 1 I'm Susana. What's \_\_\_\_\_ name?
- 2 Hello. I'm \_\_\_\_\_ teacher.
- 3 Hi. \_\_\_\_\_ name's Samir.
- 4 What's \_\_\_\_\_ phone number?
- 5 Open \_\_\_\_\_ books to page four.

3 >> MB Make true sentences.

My name's \_\_\_\_\_. I'm from \_\_\_\_\_.  
I'm \_\_\_\_\_.

### I CAN

- talk about people and places (*be*)
- use *my* and *your* correctly
- greet people

## Vocabulary

4 Write the names of the objects.



1 \_\_\_\_\_



2 \_\_\_\_\_



3 \_\_\_\_\_



4 \_\_\_\_\_

5 Complete the countries. Write the nationalities.

- 1 V\_\_t n\_\_m \_\_\_\_\_
- 2 \_\_g\_\_p t \_\_\_\_\_
- 3 S\_\_t h\_\_f r\_\_c\_\_ \_\_\_\_\_
- 4 R\_\_s s\_\_ \_\_\_\_\_
- 5 B r\_\_z\_\_l \_\_\_\_\_

6 >> MB Work in pairs. Take turns.

**Student A:** Write five numbers. Say the numbers to your partner.

**Student B:** Write the numbers. Check.

7 >> MB Work in pairs. Take turns.

**Student A:** Write five words. Say the letters of the words to your partner.

**Student B:** Write the words. Check.

### I CAN

- talk about things in the classroom
- talk about countries and nationalities
- count to ten
- say the alphabet and spell words

## Real life

8 Match 1–4 with a–d to make exchanges.

- 1 Sorry I'm late. \_\_\_\_
- 2 What's this in English? \_\_\_\_
- 3 This is a table. \_\_\_\_
- 4 Can you repeat that, please? \_\_\_\_

- a Yes. *Work in pairs.*
- b Can you spell it, please?
- c It's a computer.
- d That's OK. Sit down, please.

9 Work in pairs. Practice the exchanges in Exercise 8.

### I CAN

- understand classroom instructions
- talk to my teacher and my classmates about the lesson