

Life

STUDENT'S BOOK | BEGINNER

HELEN STEPHENSON | JOHN HUGHES | PAUL DUMMETT

Contents

Unit	Grammar	Vocabulary	Real life
1 Hello pages 9–20	<i>be: I + am, you + are</i> <i>be: he/she/it + is</i> <i>my, your</i>	the alphabet countries and nationalities numbers 1–10 greetings in the classroom	classroom language
VIDEO: My top ten photos page 18 ► REVIEW page 20			
2 Holidays pages 21–32	<i>be: we/they + are</i> <i>be: negative forms</i> <i>be: questions and short answers</i> <i>a/an</i> plural nouns	days of the week numbers 11–100 colours word focus: <i>in</i> car hire	personal information
VIDEO: A holiday in Australia page 30 ► REVIEW page 32			
3 Family and friends pages 33–44	<i>his, her, its, our, their</i> possessive 's irregular plural nouns	family people months special occasions	special occasions giving and accepting presents
VIDEO: Chinese New Year in London page 42 ► REVIEW page 44			
4 Cities pages 45–56	prepositions of place (1) <i>this, that, these, those</i> question words	places in a town the time word focus: <i>at</i> snacks	buying snacks
VIDEO: Where's that? page 54 ► REVIEW page 56			
5 My things pages 57–68	<i>can/can't</i> <i>can</i> questions and short answers <i>have/has</i> <i>be + adjective</i> adjective + noun	abilities possessions technology money and prices	shopping
VIDEO: What's your favourite gadget? page 66 ► REVIEW page 68			
6 We love it! pages 69–80	<i>like</i> <i>like</i> questions and short answers <i>he/she + like</i> object pronouns	sports interests food opinion adjectives	suggestions
VIDEO: At the market page 78 ► REVIEW page 80			

Pronunciation	Listening	Reading	Speaking	Writing
word stress questions	introductions phone numbers	a description of two people an article about international phone calls from New York	introductions a quiz greeting people	text type: an identity card writing skill: capital letters (1)
<i>we're, they're</i> <i>isn't, aren't</i> <i>be</i> : questions and short answers plural nouns syllables	a description of a place a conversation about a holiday	a description of photos of a trip a conversation about a holiday a quiz about holiday places	holiday photos on holiday general knowledge	text type: a form writing skill: capital letters (2)
possessive 's linking with <i>in</i> intonation	a description of a family from Mexico a conversation about a family from Iraq a description of good friends	a description of a family from Scotland an article about important days	my family people and their things celebrations around the world	text type: a greetings card writing skill: contractions
<i>th /ð/</i> linking with <i>can</i>	a description of Astana tourist information	describing places a description of two famous towers an article about time zones	locations famous places days and times	text type: a text message writing skill: <i>and</i>
<i>can/can't</i> <i>have/has</i> numbers	a profile of Yves Rossy an interview with a robot expert people talk about their interesting things	an article about robots and people a blog about technology	my abilities my things my favourite piece of technology	text type: an email writing skill: <i>but</i>
<i>do you ... ?</i> <i>likes, doesn't like</i> intonation	a description of a sport in South Africa an interview with a man about sport	an article about sport a profile of a TV presenter an article about street food	a sports survey a puzzle food	text type: short messages writing skill: punctuation and sentence structure

Unit	Grammar	Vocabulary	Real life
7 Daily life pages 81–92	present simple <i>I/you/we/you/they</i> prepositions of time present simple questions <i>I/you/we/you/they</i> present simple <i>Wh-</i> questions	routines hobbies weather problems	problems
VIDEO: The elephants of Samburu page 90 ► REVIEW page 92			
8 Work and study pages 93–104	present simple <i>he/she/it</i> present simple questions <i>he/she/it</i> frequency adverbs	job activities education	on the phone
VIDEO: The London Tube page 102 ► REVIEW page 104			
9 Travel pages 105–116	<i>there is/are</i> <i>there is/are</i> negative and question forms imperative forms	clothes hotel rooms travel hotels	requests
VIDEO: The people of the reindeer page 114 ► REVIEW page 116			
10 Famous people pages 117–128	<i>be: was/were</i> <i>be: was/were</i> negative and question forms regular past simple verbs	dates describing people activities	apologizing
VIDEO: Old computers page 126 ► REVIEW page 128			
11 True stories pages 129–140	irregular past simple verbs past simple negative and question forms past simple <i>Wh-</i> questions	life events word focus: <i>get</i> time expressions	talking about the past
VIDEO: True stories? page 138 ► REVIEW page 140			
12 The weekend pages 141–152	present continuous present continuous questions and short answers present continuous for the future prepositions of place (2) tense review	rooms in a house times and places	offers and invitations
VIDEO: A day in the life of a lighthouse keeper page 150 ► REVIEW page 152			
COMMUNICATION ACTIVITIES page 153 ► GRAMMAR SUMMARY page 158 ► AUDIOSCRIPTS page 182			

Pronunciation	Listening	Reading	Speaking	Writing
intonation in questions sentence stress	a description of the Holi festival interviews about hobbies with friends	an article about a day in China an article about the seasons of the year	my partner and I a survey about hobbies activities in different seasons	text type: a profile writing skill: paragraphs
-s and -es verb endings <i>/s/</i> and <i>/z/</i>	an interview about a man's job an interview about an unusual school	an article about jobs on the London Underground an article about a job in tiger conservation	jobs things we usually do animals	text type: an email writing skill: spelling: double letters
<i>there are</i> <i>I'd like, We'd like</i>	four people talking about travel a conversation about a trip to Cape Town	an article about things in people's suitcases an article about a trans-Siberian trip	things in my suitcase hotels travel tips	text type: travel advice writing skill: <i>because</i>
<i>was/were</i> weak forms sentence stress	a profile of Ayrton Senna a radio programme about people we remember	a quiz about 'firsts' in exploration an article about the first people in the American continents	dates and events people in my past who was he/she?	text type: an email writing skill: expressions in emails
-ed regular past simple verbs <i>did you ... ?</i> <i>didn't</i>	a story from Timbuktu, Mali an interview with a woman from New Orleans	an article about an unusual discovery a story about an adventure in Madagascar	true or false? last week and last year one day last week	text type: a life story writing skill: <i>when</i>
<i>going</i> and <i>doing</i> <i>would you ... ?</i>	three people talk about weekend activities a description of a family in Indonesia	a short message about next weekend an article about helping people at the weekend	my photos next weekend a special weekend	text type: a thank you note writing skill: spelling: verb endings

Life around the world – in 12 videos

Unit 10 Old computers



Find out about computers from the 1980s.

Unit 6 At the market



Meet people at a market in an English city.

Unit 8 The London Tube

Meet a Tube driver at work.

Unit 3 Chinese New Year in London

Find out about street celebrations.

Unit 4 Where's that?

A video quiz about four cities.

Unit 12 A day in the life of a lighthouse keeper



At the lighthouse at Cabo Polonio, Uruguay.

Unit 9 The people of the reindeer



Find out about the life of the Sami people.

Unit 11 True stories

Four people tell their stories. Are they true or false?

Unit 5 What's your favourite gadget?

Two people talk about their favourite gadget.

Unit 1 My top ten photos

A photographer talks about his favourite photos.

Unit 7 The elephants of Samburu



Find out about elephants in the Samburu National Park.

Unit 2 A holiday in Australia



On holiday with two friends.

**UNIT 1
HELLO**




**UNIT 2
HOLIDAYS**




**UNIT 3
FAMILY AND
FRIENDS**



**UNIT 4
CITIES**




**UNIT 5
MY THINGS**




**UNIT 6
WE LOVE IT!**



**UNIT 7
DAILY LIFE**




**UNIT 8
WORK AND
STUDY**




**UNIT 9
TRAVEL**



**UNIT 10
FAMOUS PEOPLE**



**UNIT 11
TRUE STORIES**



**UNIT 12
THE WEEKEND**



David Doubilet in the Pacific Ocean, Australia



FEATURES

10 People

People from National Geographic

12 People and places

Photos from National Geographic

14 Phone calls from New York

Phone calls from New York

16 My top ten photos

A video about National Geographic photos

1 **1** Look at the photo. Listen and read.

Hello! I'm David.

2 **1** Listen and repeat.

3 Say your name.

Hello! I'm

4 Work in pairs.

Hello! I'm Dani.

Hello! I'm Lee.

1a People

Listening

1 ▶ 2 Listen and read.

1

D: Hello. I'm David.

M: Hi. I'm Mireya.

D: Mireya Mayor?

M: Yes.

2

D: Hi! I'm David Doubilet.

M: Hello.

D: Oh! You're Mireya!

M: Yes. I'm Mireya Mayor.

3

D: Hello. I'm David Doubilet.

M: I'm Mireya.

D: Mireya?

M: Yes. M-I-R-E-Y-A.

D: Hi. Nice to meet you.

NATIONAL GEOGRAPHIC PEOPLE

David Doubilet



Mireya Mayor



Vocabulary the alphabet

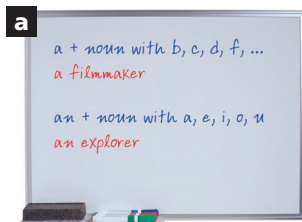
2 3 Listen and repeat.

Aa Bb Cc Dd Ee Ff Gg
 Hh Ii Jj Kk Ll Mm Nn
 Oo Pp Qq Rr Ss Tt Uu
 Vv Ww Xx Yy Zz


3 4 Say the letters. Listen. Write the letters.

A	B	F	I	O	Q	R
H	C	L				
	D					

4 5 Listen and repeat.



board



book



chair



desk



door



window

5 Work in pairs.
 Student A: Say the letters.
 Student B: Say the word.

C-H-A-I-R

chair

yes

6 6 Listen. Write the names.

-
-
-
-

7 Work in pairs.
 Student A: Spell your name.
 Student B: Write the name.

Grammar be: I + am, you + are

▶ BE: I + AM, YOU + ARE

I'm | Alex.
 You're | Mireya.

(I'm = I am, You're = You are)

Now look at page 158.

8 Write I or You.

S: Hello.'m Sandra.

K: Hi!

S: Oh!'re Kim!

K: Yes,'m Kim Smith.

Speaking

9 7 Listen and read. Speak to other students.

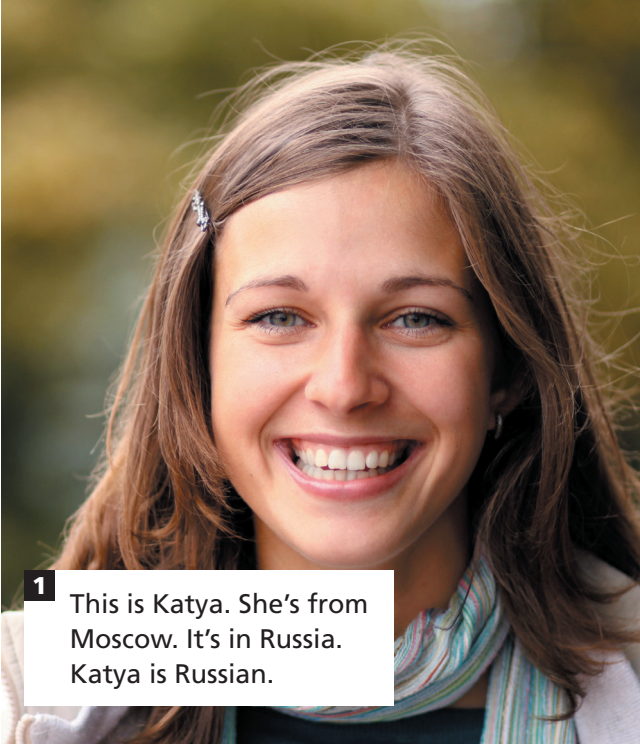
Hi, I'm Carlos.

Hello. I'm Sonia. Nice to meet you, Carlos.

Nice to meet you, Sonia.

1b People and places

PEOPLE AND PLACES



1 This is Katya. She's from Moscow. It's in Russia. Katya is Russian.



2 This is Lukas. He's from Cape Town. It's in South Africa. Lukas is South African.

Reading

1 ▶ **8** Read and listen.

2 Write the words in the table.

	Photo 1	Photo 2
Name	Katya	
Country		
Nationality		South African

Vocabulary countries and nationalities

3 ▶ **9** Write the words in the table. Listen and check.

Egyptian Mexico Spanish
the United States

	Country	Nationality
1	Brazil	Brazilian
2	Egypt
3	Italy	Italian
4	Mexican
5	Russia	Russian
6	South Africa	South African
7	Spain
8	the United Kingdom	British
9	American
10	Vietnam	Vietnamese

4 Pronunciation word stress

▶ **10** Listen and repeat the countries. Copy the stress.

● ●
Brazil

● ● ●
Mexico

Grammar *be: he/she/it + is*

▶ BE: HE/SHE/IT + IS

He		from Russia.
She	is	Russian
It		in Russia.

(He's, She's, It's = He is, She is, It is)

Now look at page 158.

5 Look at the photos. Write *He is*, *She is* or *It is*.




Tran



Juan



Krishnan



Marina

- 1 Tran is from Hanoi. _____ in Vietnam. _____ Vietnamese.
- 2 Juan is from Seville. _____ in Spain. _____ Spanish.
- 3 Krishnan is from Chicago. _____ in the United States. _____ American.
- 4 Marina is from Milan. _____ in Italy. _____ Italian.

6 Write the information. Show your partner.

	You
Name	
Place	
Country	
Nationality	

7 Tell the class about your partner.

This is Kira. She's from France. She's French.

Vocabulary numbers 1–10

8 ▶ 11 Write the numbers (1–10). Listen and repeat.

- | | | |
|--------|-------|-------|
| 0 zero | four | eight |
| one | five | nine |
| two | six | ten |
| three | seven | |

9 ▶ 12 Look at the table in Exercise 3. Listen. Say the country.

'seven' **Spain**

10 ▶ 13 Look at the table in Exercise 3. Listen. Say the number.

'Spain' **seven**

Speaking **my life**

11 ▶ 14 Work in pairs. Do the quiz. Listen and check.


Baseball is Russian.

False. It's American.

QUIZ


TRUE OR FALSE?

around the world




01

Baseball is Russian.




02

Pasta is from South Africa.



03

Jaguar is British.



04

Flamenco is from Italy.

12 Work in pairs. Write an 'Around the world' quiz. Write four sentences. Test the class.

1c Phone calls from New York

Reading

- 1 Read *Phone calls from New York* on page 15. Underline four countries.
- 2 Read again. Write the names.
 - 1 is a teacher.
 - 2 is Mexican.
 - 3 is from Canada.
 - 4 is Indian.

Listening

- 3 ▶ 15 Listen to Anne-Marie. Tick (✓) the phone number (a or b).

a 718 730 7121 b 718 760 7101
- 4 ▶ 16 Listen to Nelson. Write.
 - 1 work phone number
 - 2 home phone number

Grammar my, your

▶ MY, YOUR

What's **your** phone number?
My phone number is 718 760 7101.

Now look at page 158.

- 5 Write *my* or *your*.

R: Hi. ¹ name's Ramon.
 N: Hello. I'm Nelson.
 ...
 N: Ramon, what's ² phone number?
 R: ³ work number is 917 275 6975.
 N: Thanks. What's ⁴ mobile number?
 R: It's 917 398 9763.
 N: Thanks.
- 6 Work in pairs. Ask and answer questions.



mobile number







work number




home number

Vocabulary greetings

- 7 ▶ 17 Write the expressions in the correct places. Listen and repeat.

Bye Hello	
	 Good morning.
 Good afternoon.	 Good evening.
Hi. 1	



Goodnight. 	
Goodbye. 2	See you later.

- 8 ▶ 18 Listen to two conversations. Write the numbers (1 or 2).

Bye, Anne-Marie.
 Fine, thanks. And you?
 Good morning, Ramon.
 How are you?
 I'm OK.
 Goodnight, Ramon.

- 9 ▶ 19 Listen and repeat the conversations.

Speaking my life

- 10 Practise the conversations in Exercise 8 with your class.

Good afternoon, Vicente. How are you?



PHONE CALLS FROM NEW YORK - THE TOP TEN COUNTRIES

▶ 20



My name's Nina. I'm a student. I'm in New York. My family is in India. I'm Indian.



My name's Anne-Marie. I'm in New York. I'm a student. I'm Canadian. My family is in Canada. Canada is the number 1 country for international phone calls from New York.



My name's Ramon. I'm a doctor. I'm in New York. I'm Mexican. My family is in Mexico.



My name's Nelson. I'm Brazilian. I'm a teacher. I'm in New York. My family is in Brazil.

1d What's this in English?

Vocabulary in the classroom

1 ▶ 21 Listen. Write the words.

1



2



3



4



5



6



7



8



2 ▶ 22 Listen to the words from Exercise 1 and repeat.

3 Work in pairs. Point to a photo in Exercise 1. Ask and answer questions.

What's this in English?

It's a

Can you spell it?

Yes.

Thanks.

Real life classroom language

4 ▶ 23 Listen. Look at the classroom language box.

5 ▶ 23 Listen again. Write T (teacher) or S (student).

▶ CLASSROOM LANGUAGE

Good afternoon, everyone. *T*
 Sit down, please.
 Open your books.
 Look at page six.
 Sorry I'm late.
 Can you repeat that, please?
 I don't understand.
 Can you spell it, please?
 What's this in English?
 Do Exercise seven at home.
 See you next time.

6 Pronunciation questions

a ▶ 24 Listen and repeat the questions from the classroom language box.

b Look at the audioscript on page 182. Practise conversations 4, 6 and 7.

7 Work in pairs. Write the words. Practise the conversations.

1 T: Good morning. I'm late.
 S: That's OK. Sit down,

2 S: Can you that, please?
 T: Yes. Look at ten.

3 T: Look at the photo.
 S: I don't

1e My ID

Writing an identity card

1 Look at the ID card and find:

- 1 the name of the company
- 2 the name of the visitor



2 Writing skill capital letters (1)

a Underline the capital letters on the ID card.

b Write these words in the table.

Brazil	Nelson Pires
Brazilian	Rio de Janeiro
Portuguese	

a city	London
a country	the United Kingdom
a language	English
a name	Alex Treadway
a nationality	British

c Rewrite the sentences with the correct capital letters.

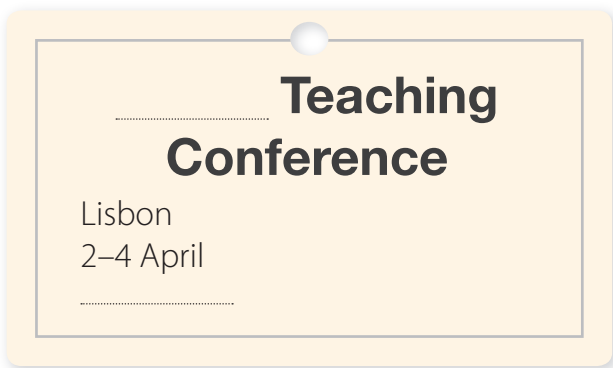
- 1 santiago is in chile.
- 2 maya davis is a teacher.
- 3 I'm chinese.
- 4 He's from tokyo.
- 5 She's from canada.
- 6 I speak french.

3 Complete the ID cards with the information. Use capital letters.

1 dublin
sean booth



2 american
cathy johnson



3 paris bangkok sydney
jan sastre



- 4 Write your ID card.
- 5 Work in pairs. Check your partner's card. Check the capital letters.

1f My top ten photos



A woman and a baby from Mongolia




a climber
(noun)
/'klaɪmə/



an ocean
(noun)
/'əʊʃən/



fantastic
(adjective)
/fæn'tæstɪk/



a river
(noun) /'rɪvə/



a fisherwoman
(noun)
/'fɪʃəwʊmən/



a water buffalo
(noun)
/'wɔ:tə ,bʌfələʊ/



happy
(adjective)
/'hæpi/



a whale
(noun)
/weɪl/



a lion
(noun)
/'laɪən/

Before you watch

- 1 Work in pairs. Look at this photo. Complete the information about Tom.

I'm is my name's



Hi. My ¹
 Tom. ² a
 photographer.
 This ³ my
 top ten – ⁴
 favourite *National
 Geographic* photos
 – of people and
 places.

- 2 25 Look at the word box on page 18. Listen and repeat the words.

While you watch

- 3 1 Watch the video. Tick (✓) the correct column.

photo	a man	a woman	people	an animal / animals
1		✓		
2				
3				
4				
5				
6				
7				
8				
9				
10				

- 4 Work in pairs. Compare your answers from Exercise 3.

Photo number two is a man.

Yes, I agree.

- 5 1 Watch the video again. Underline the correct country.

- Photo 1 Nepal / India
- Photo 2 China / Nepal
- Photo 3 Mongolia / Vietnam
- Photo 4 the United States / Canada
- Photo 5 Brazil / Bangladesh
- Photo 6 Canada / New Zealand
- Photo 7 Australia / the United States
- Photo 8 Mozambique / South Africa
- Photo 9 Namibia / Kenya
- Photo 10 Kenya / South Africa

- 6 1 Read the sentences. Write true (T) or false (F). Watch the video again and check.

- Photo 1 The photographer is Alex Treadway.
- Photo 2 The man is from the Himalayas.
- Photo 3 The woman is happy.
- Photo 4 The fisherwoman is from Alaska.
- Photo 5 This is a photo of water buffalo.
- Photo 6 The whale is in the ocean.
- Photo 7 The climber is Jimmy Chin.
- Photo 8 The photo is in Africa.
- Photo 9 The photographer is from National Geographic.
- Photo 10 Tom says 'This photo is my favourite.'

- 7 1 Watch the video again. What's your favourite photo?

After you watch

- 8 Complete the information about three of the photos.

Photo 1 is by Alex Treadway. The woman is ¹ Nepal in the Himalayas. ² Nepalese.

Photo 7 ³ by Jimmy Chin. This ⁴ Kate Rutherford. ⁵ 's from the United States. She's a climber.

Photo 10 is people ⁶ Namibia in Africa. ⁷ by Chris Johns. ⁸ a *National Geographic* photographer.

- 9 Write about your favourite photo.

UNIT 1 REVIEW AND MEMORY BOOSTER

Grammar

1 Complete the sentences with these words.

I'm you're he's she's it's it's

- Hi. My name's Rosa. _____ from Brazil.
- This is David. _____ a teacher.
- I'm from Ottawa. _____ in Canada.
- A: I'm Alain.
B: Oh! _____ my teacher!
- Marina is from Italy. _____ Italian.
- Duc is from Hanoi. _____ in Vietnam.

2 Complete the sentences with *my* or *your*.

- I'm Susana. What's _____ name?
- Hello. I'm _____ teacher.
- Hi. _____ name's Samir.
- What's _____ phone number?
- Open _____ books at page four.
- This is _____ phone number: 718760.

3 >> MB Make true sentences.

My name's _____. I'm from _____.
I'm _____.

I CAN

- talk about people and places (*be*)
- use *my* and *your* correctly

Vocabulary

4 Write the names of the objects.



1 _____



2 _____



3 _____



4 _____



5 _____



6 _____

5 Complete the countries. Write the nationalities.

- V_____t n_____m
- ___g___p t
- S_____t h_____f r_____c_____
- R_____s s_____
- B r_____z_____l
- S p_____n

6 >> MB Work in pairs. Take turns.
Student A: Write five numbers. Say the numbers to your partner.

Student B: Write the numbers. Check.

7 >> MB Work in pairs. Take turns.
Student A: Write five words. Say the letters of the words to your partner.
Student B: Write the words. Check.

I CAN

- talk about things in the classroom
- talk about countries and nationalities
- greet people
- count to ten
- say the alphabet and spell words

Real life

8 Match 1–5 with a–e to make exchanges.

- Sorry, I'm late.
 - What's this in English?
 - This is a table.
 - Can you repeat that, please?
 - See you next time.
- a Yes. Work in pairs.
b Can you spell it, please?
c Bye.
d It's a computer.
e That's OK. Sit down, please.

9 Work in pairs. Practise the exchanges in Exercise 8.

I CAN

- understand classroom instructions
- talk to my teacher and my classmates about the lesson