

**NEW**

# English Adventure

**Pupil's Book**

**STARTER B**



**Tessa Lochowski  
Cristiana Bruni**

**NEW**

# English Adventure

**Pupil's Book**

**STARTER B**

## **Contents**






	<b>page</b>
<b>Hello</b>	<b>2</b>
<b>1 My face</b>	<b>4</b>
<b>2 Animals</b>	<b>12</b>
<b>3 My toys</b>	<b>20</b>
<b>4 Food</b>	<b>28</b>
<b>5 My body</b>	<b>36</b>
<b>6 My house</b>	<b>44</b>
<b>7 My clothes</b>	<b>52</b>
<b>8 My party</b>	<b>60</b>
<b>Christmas</b>	<b>68</b>
<b>Easter</b>	<b>70</b>
<b>Halloween</b>	<b>72</b>
<b>Cut-outs</b>	<b>73</b>

# Hello



1 Listen and chant.  CD 1.6   CD 1.7

2 Listen and stick. Then find and tick (✓).  CD 1.8  

				
<input checked="" type="checkbox"/>	<input type="checkbox"/>	<input type="checkbox"/>	<input type="checkbox"/>	<input type="checkbox"/>

Lesson 1: bag, book, pen, pencil, rubber; blue, green, red, yellow

3


Listen and circle. Then say.

CD  
1.9







4




Look at Exercise 3 and draw.




# My face



1 Listen and chant.    


2 Listen and stick. Then find and tick (✓).   

					
<input type="checkbox"/>	<input type="checkbox"/>	<input type="checkbox"/>	<input type="checkbox"/>	<input type="checkbox"/>	<input type="checkbox"/>

Lesson 1: ears, eyes, face, hair, mouth, nose. This is my (face).

3 Listen and say. Then match and colour.

CD 1.13



4 Listen and circle.

CD 1.14



1




2








5 Listen and say. Then match.



1 

2 

3 

4 

6 Listen and sing.




Lesson 3 Song: happy, sad. I'm (happy).

7 Listen and answer. Then draw.

CD

1.18









8 Look and play.





9 Listen and answer.



10 Now act the story out.



Lesson 5 Story: (pink) flowers. Face. Colours. I'm (happy).

11 Listen and tick (✓) or cross (X).

CD  
1.23

1




2




3




4




12 Cut out (page 73). Then listen and play.

CD  
1.24

13 Listen and say. Then listen and circle.

CD  
1.25



14 Match and say.




15 Make a poster.



16 Listen, tick (✓) and say. Then play.

CD  
1.27

17 Draw and say.



# Animals

1 Listen and chant.

CD 1.29





KARAOKE

CD 1.30



2 Listen and stick. Then find and tick (✓).

CD 1.31



Lesson 1: elephant, giraffe, hippo, lion, rhino, zebra. It's a (lion).

3 Listen and chant.



1 2 3 4 5

4 Count and match.



1

2

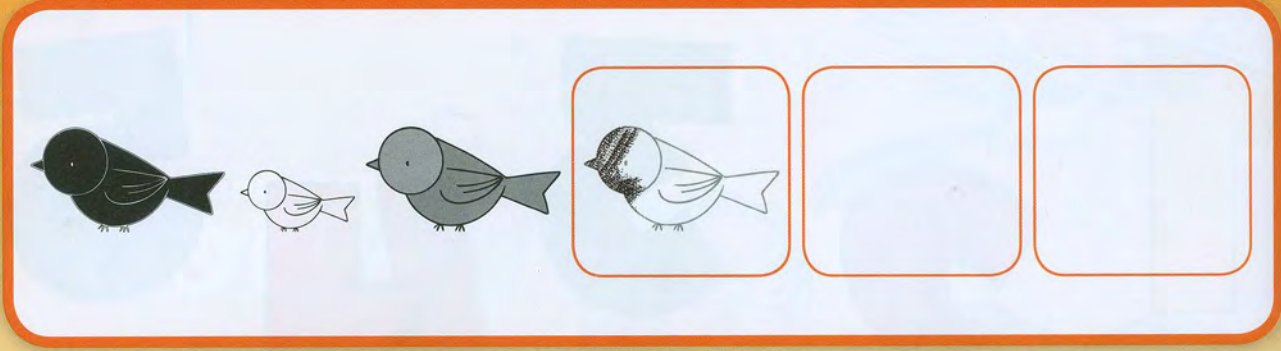
3

5

4

5 Listen. Then draw and colour.

CD 1.35 



6 Listen and sing.

CD 1.36  KARAOKE CD 1.37

Lesson 3 Song: bird; black, grey, white. It's (grey). Animals. Numbers. Colours. It's a (bird).