

A photograph of a white roller coaster looping in a vertical circle against a clear blue sky. The coaster cars are red and blue. The background of the book cover is a deep purple with a large, faint, circular graphic containing the numbers 1 through 6.

# New Round-Up

Virginia Evans Jenny Dooley

Starter

1

2

3

4

5

6

English Grammar Practice



**Students' Book**

*with CD-Rom*



PEARSON  
Longman

Pearson Education Limited  
Edinburgh Gate  
Harlow  
Essex CM20 2JE  
England  
and Associated Companies throughout the world.

[www.pearsonlongman.com](http://www.pearsonlongman.com)

© Pearson Education Limited 2011

The rights of Virginia Evans and Jenny Dooley to be identified as authors of this Work have been asserted by them in accordance with the Copyright, Designs and Patents Act 1988.

All rights reserved; no part of this publication may be reproduced, stored in a retrieval system, or transmitted in any form or by any means, electronic, mechanical, photocopying, recording, or otherwise without the prior written permission of the publishers.

Printed in China  
SWTC/01

ISBN 978-1-4082-3503-4



English Grammar Practice

# Contents

## Revision

## **Introduction**

New Round-Up Starter English Grammar Practice combines games and fun with serious, systematic grammar practice. It is ideal for young learners in the preliminary stages of English language learning.

Students see grammar points clearly presented in colourful boxes and tables. They practise grammar through lively, highly illustrated games and oral and writing activities.

New Round-Up is especially designed for different students studying English in different ways.

It can be used:

- in class with a coursebook. Students do both oral work – in pairs and in groups – and written work in New Round-Up.
- after class. The 'write-in' activities are ideal for homework. Students can practise what they have learned in the classroom.
- on holidays for revision. New Round-Up has clear instructions and simple grammar boxes, so students can study at home without a teacher.


The New Round-Up Teacher's Book includes a full answer key, quizzes, tests plus answer keys, and audio scripts of progress check listening tasks.

# The Alphabet

1



Listen and repeat.



apple

A *A*

a *a*



ball

B *B*

b *b*



cat

C *C*

c *c*



doll

D *D*

d *d*



egg

E *E*

e *e*



frog

F *F*

f *f*



Sing along!

**A** for apple

**C** for cat

**E** for egg

**B** for ball

**D** for doll


**F** for frog

**A B C D E F**






Listen and repeat.



glass

G *G* .....g *g* .....

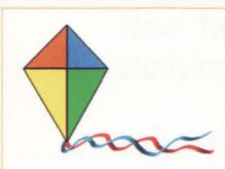
hat

H *H* .....h *h* .....


Indian

I *I* .....i *i* .....

jam

J *J* .....j *j* .....

kite

K *K* .....k *k* .....

lemon

L *L* .....l *l* .....

man

M *M* .....m *m* .....

nose

N *N* .....n *n* .....

onion

O *O* .....o *o* .....

pen

P *P* .....p *p* .....

Sing along!

G for glass  
H for hat  
I for Indian  
J for jam  
K for kite

G H I J K  
L M N O P

L for lemon  
M for man  
N for nose  
O for onion  
P for pen



Listen and repeat.



queen

Q *Q*

q *q*



rain

R *R*


r *r*



star

S *S*

s *s*



train

T *T*

t *t*



umbrella

U *U*

u *u*



van

V *V*

v *v*



watch

W *W*

w *w*



box

X *X*


x *x*



yo-yo

Y *Y*

y *y*



zoo

Z *Z*

z *z*



Sing along!

Q for queen  
R for rain  
S for star  
T for train  
U for umbrella  
V for van

Q R S T U  
V W X Y Z

W for watch  
X for box  
Y for yo-yo  
Z for zoo

I can learn it!  
You can too!




1

# The Alphabet

1

Fill in the missing letters.




2

Look at the pictures. Look at the letters. Write the words.



1



doll



2




3



4



5




6



7



8



9



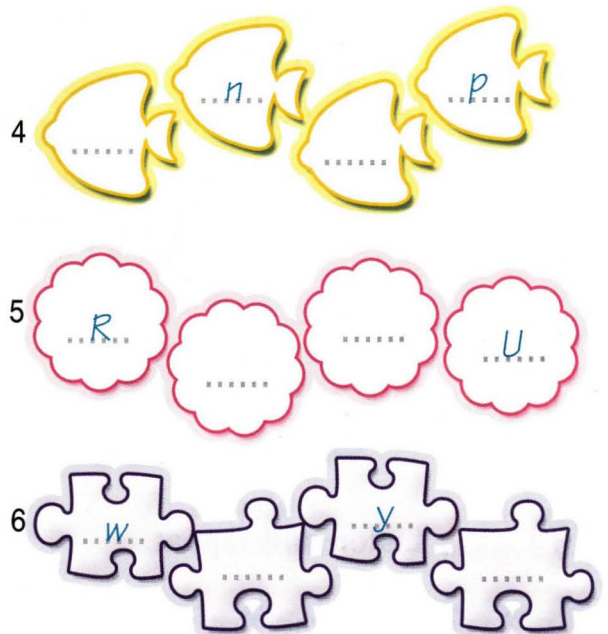
## 3 Fill in the missing small letters.

a ..... b ..... d ..... f ..... h ..... j ..... l ..... n .....  
p ..... r ..... t ..... v ..... x ..... z

## 4 Fill in the missing capital letters.

A ..... B ..... C ..... E ..... G ..... I ..... K ..... M ..... O .....  
..... Q ..... S ..... U ..... W ..... Y .....

## 5 Fill in the missing letters.



## 6 Write in capital letters.

- |            |       |         |       |          |       |
|------------|-------|---------|-------|----------|-------|
| 1 dog      | DOG   | 5 queen | ..... | 9 cat    | ..... |
| 2 apple    | ..... | 6 watch | ..... | 10 glass | ..... |
| 3 umbrella | ..... | 7 lemon | ..... |          |       |
| 4 jam      | ..... | 8 train | ..... |          |       |

## 7 Write in small letters.

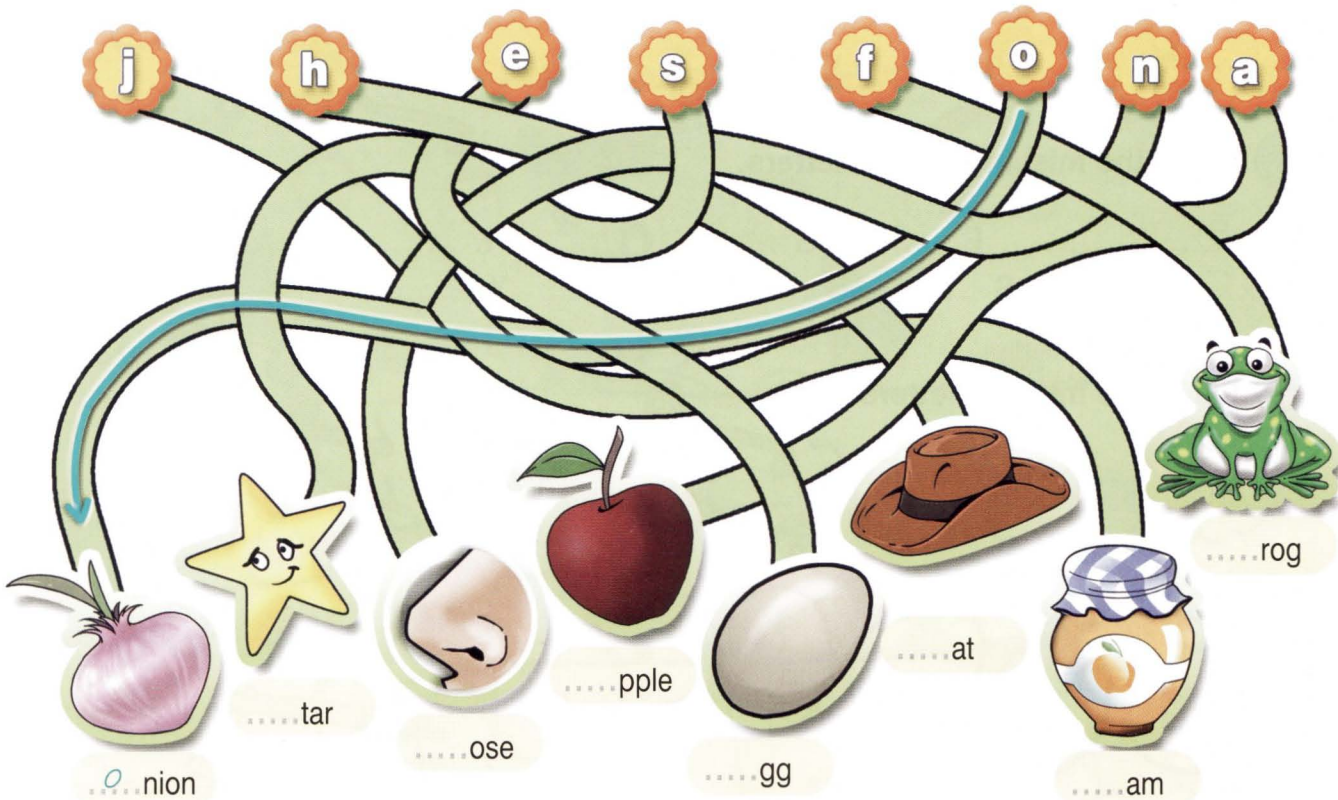
- |         |       |         |       |         |       |
|---------|-------|---------|-------|---------|-------|
| 1 CAT   | cat   | 5 KITE  | ..... | 9 TRAIN | ..... |
| 2 EGG   | ..... | 6 ONION | ..... | 10 FROG | ..... |
| 3 NOSE  | ..... | 7 ZOO   | ..... |         |       |
| 4 YO-YO | ..... | 8 PEN   | ..... |         |       |

1

# The Alphabet

8

Match the first letter of a word to the end of the word and its picture.



9



Listen and repeat.

th / ð / or / θ /

this, that, them, there, they, thin, thief, three, thing

ch / tʃ /

chart, cherry, chess, child, church, chin, chair

ph / f /

phone, photo, Philip

sh / ʃ /

ship, shop, shell, shut, shoe, shot



## Alphabet Game

Student A: Say a letter.

Student B: Write the letter on the board.




B








Listen and repeat.



e.g. a ball  
a cat



e.g. an apple  
an umbrella

1 Circle the vowels.

c d a g k i l m o f  
p q w e x s z u

2 Listen and repeat.

a + ll /ɑ:/

ball, call, small, all, tall, fall

e is silent at the end

make, bake, snake, cake, apple, kite

ee /i:/

bee, sheep, see, feet, seed, meet


oo /ʊ/ or /ɔ:/

book, cook, good, pool, moon **BUT:** door, floor

## 3 Fill in: a or an.




1 ...a... dog




2 ..... elephant



3 ..... zebra




4 ..... ant



5 ..... snake



6 ..... frog



7 ..... octopus



8 ..... cow



9 ..... insect



10 ..... bird



11 ..... lion




12 ..... alligator




13 ..... donkey



14 ..... owl




15 ..... mouse



16 ..... sheep



17 ..... fish



18 ..... horse



19 ..... ostrich



20 ..... bee

## 4



## Listen and repeat.

c + a, o, u /k/

cat, cost, cup, coffee, coat, can

c + e, i, y /s/

cell, cinema, cycle, city, certain

k is not pronounced before n

knit, knife, know, knee

q + u /kw/

queen, quit, question

y /j/ at the beginning

yes, yellow, yacht

y /i/ at the end

Mary, tidy, Sally, cherry,

/aɪ/ in one syllable words

sky, fly, dry, spy, cry

s /z/ between vowels


rose, close, rise



5



Write the words in the correct column. Listen and check. Listen and repeat.



6

Circle the odd word out.

1 a mouse / cat / owl

3 an orange / lemon / apple

5 a pineapple / cake / ice cream

2 an ant / donkey / elephant

4 a umbrella / hat / girl

6 an horse / ostrich / ant

7

Fill in: *ball, apple, cat, egg, dog, frog, umbrella, box, yo-yo, queen, onion, glass, Indian, man, kite, pen.*

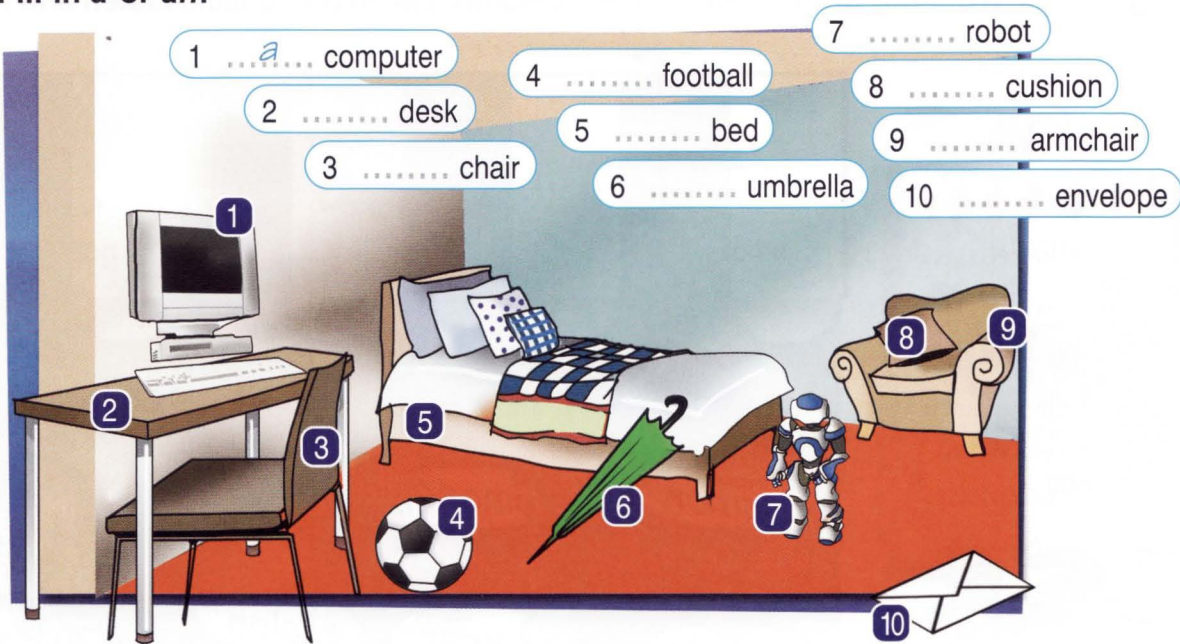
a

an

2

A – An

8

Fill in *a* or *an*.

## Speaking Activity

Student A: Say an animal from Ex. 3. Student B: Repeat adding *a* or *an*.

A or An?

dog

a dog



## Writing Activity

Write a list of 6 animals we see in a zoo.

*an owl*


## Remember?

Look at the picture in Ex. 8 for 2 minutes. Close your books.  
 Can you remember all the things in the room?



# Progress Check 1 (Units 1-2)

1 Fill in the missing small letters.



2 Write the words in capitals.

cat

apple

ball

train



1

C A T



2

□ □ □ □ □



3

□ □ □ □ □



4

□ □ □ □ □

3 Look and write as in the example.



1


a star




2



3



4



5



6