

 CAMBRIDGE

Official
Cambridge
Exam
Preparation



OPEN WORLD

Niamh Humphreys and Susan Kingsley
with Sheila Dignen

B1

PRELIMINARY

**STUDENT'S
BOOK WITHOUT
ANSWERS**

with Online Practice

Cambridge University Press
www.cambridge.org/elt

Cambridge Assessment English
www.cambridgeenglish.org

Information on this title: www.cambridge.org/9781108565325

© Cambridge University Press and UCLES 2019

This publication is in copyright. Subject to statutory exception and to the provisions of relevant collective licensing agreements, no reproduction of any part may take place without the written permission of Cambridge University Press.

First published 2019

20 19 18 17 16 15 14 13 12 11 10 9 8 7 6 5 4

Printed in Italy by Rotolito S.p.A.

A catalogue record for this publication is available from the British Library

ISBN 978-1-108-56532-5 Student's Book without answers with Online Practice

The publishers have no responsibility for the persistence or accuracy of URLs for external or third-party internet websites referred to in this publication, and do not guarantee that any content on such websites is, or will remain, accurate or appropriate. Information regarding prices, travel timetables, and other factual information given in this work is correct at the time of first printing but the publishers do not guarantee the accuracy of such information thereafter.

CONTENTS

Map of the book	4
How to use this book	6
Starter Personal profile	8
Unit 1 Getting away	14
Unit 2 Entertain me	26
<i>Progress check 1</i>	38
Unit 3 Dining out, eating in	40
Unit 4 City living?	52
Unit 5 Picture of health	64
<i>Progress check 2</i>	76
Unit 6 Online, offline	78
Unit 7 What's your style?	90
Unit 8 Into the wild	102
<i>Progress check 3</i>	114
Unit 9 Always learning	116
Unit 10 Travelling well	128
Unit 11 A great location	140
<i>Progress check 4</i>	152
Unit 12 The perfect job	154
Unit 13 Get involved!	166
Unit 14 On top of the world	178
<i>Progress check 5</i>	190
Communication activities	192
Grammar reference	196
Irregular verb list	223
Phrasal verb bank	224
Writing bank	226
Speaking bank	234
Exam information	244

UNIT	READING	LISTENING	WRITING
Starter Personal profile p. 8	A blogger	Celebrity profiles	A personal profile
1 Getting away p. 14	Part 2 Holiday destinations A trip to Paris	A trip to Madagascar	A review
2 Entertain me p. 26	TV-watching habits	Part 2 Short dialogues	Part 1 An email
Progress check 1 p. 38			
3 Dining out, eating in p. 40	Part 4 An unusual restaurant A world of differences	A visit to a restaurant	Describing a restaurant
4 City living? p. 52	Countryside and city living	Part 1 Short dialogues and monologues	Part 2 A story
5 Picture of health p. 64	Part 6 A record-breaking runner The benefits of laughter Part 1 Short texts	Part 3 A health club A bike hire club	An email of advice
Progress check 2 p. 76			
6 Online, offline p. 78	Part 3 Social media rules Digital detox	Planning a weekend trip	A blog post
7 What's your style? p. 90	Part 5 Tricks of the trade The oldest sweet shop in the world	Part 4 A fashion vlogger A mystery shopper	A review
8 Into the wild p. 102	Extreme sports challenges	Running in the jungle	Part 2 An article
Progress check 3 p. 114			
9 Always learning p. 116	Part 3 Free schools Sanjeev Kanwar	Part 2 Short dialogues	A formal email
10 Travelling well p. 128	Part 4 A fabulous flight Joe's surprise holiday	Bands and the environment B2 Listening for opinions	Part 2 A story
11 A great location p. 140	Different types of homes	Part 1 Short dialogues and monologues	Part 1 An email
Progress check 4 p. 152			
12 The perfect job p. 154	Part 5 Young pilots Dream Jobs	Part 3 A good job A digital artist	A job advertisement
13 Get involved! p. 166	Part 2 Weekend sports courses Winter sports holidays	A hobby	An article
14 On top of the world p. 178	Part 1 Short texts Part 6 Call a friend and talk What is happiness?	Part 4 An interview with an actress An interview with a yoga teacher	A profile of a person you like
Progress check 5 p. 190			

SPEAKING	GRAMMAR	VOCABULARY	REAL WORLD
Introducing yourself Intonation	Present simple and present continuous Adverbs of frequency Present continuous with <i>always</i>	Personal interests Habits and routines Occupations	
Part 3 Making suggestions, asking for opinions, agreeing and disagreeing Part 4 A holiday Sports and outdoor activities	Comparatives and superlatives <i>so</i> and <i>such</i> , <i>too</i> and <i>enough</i> Pronouncing <i>too</i> and <i>to</i>	Holiday activities Easily confused travel words Weather B2 Environment	Where can I stay in Auckland?
Likes and dislikes	<i>used to</i> Present perfect and past simple <i>for</i> and <i>since</i> <i>yet</i> and <i>already</i> Linking /w/	Entertainment B2 Phrasal verbs	At a festival in California
Part 2 Describing a photo	Verbs + adjectives Quantifiers Articles Pronouncing the schwa /ə/	Easily confused restaurant words Cooking B2 Food idioms	Eating out in Bangkok
Making and responding to suggestions	Past simple and past continuous Past perfect B2 Mixed tenses Pronouncing /wəz/ and /wə/	Town and country	Things to do in Amsterdam
Asking about problems, showing sympathy and giving advice	Ability and advice Obligation	Parts of the body Aches and pains B2 Health expressions Vowel sounds	Preparing to travel to Marrakesh
Part 1 Introducing yourself	Plans and intentions Predictions B2 Future certainty and uncertainty Pronouncing <i>going to</i>	Social media Phrasal verbs	Meeting people in Paris
Expressing preferences Pronouncing <i>clothes/close</i>	Reported speech B2 Reporting verbs	Fashion Buying and returning goods Shopping	Shopping in Istanbul
Part 2 Describing a photo	Modals of speculation Elision	Environments and landscapes Adjectives with <i>-ed</i> and <i>-ing</i> Animals and their habitats B2 Animals' bodies	Visiting a national park in Wyoming
Likes and dislikes Word stress	Passive B2 Passive in other tenses	Education Higher education Education collocations	Booking onto a language course in Oxford
Speculating	Zero and first conditionals Second conditional Pronouncing /l/ and /d/	Transport words Phrasal verbs with <i>get</i>	Getting through the airport in London
Informal reactions	Relative clauses <i>Have/Get something done</i>	Homes Furniture and furnishings B2 Adjectives for homes Pronouncing /n/ and /æ/	Finding student accommodation in Grenoble
Agreeing and disagreeing	Modals of permission <i>make</i> and <i>let</i> B2 <i>be able to</i>	Jobs and occupations People in the workplace Qualities and qualifications for a job Leaving out syllables	Getting a summer job in Florida
Part 1 What you do in your free time Parts 3 and 4 Asking for opinions Stress in questions	Gerunds Verb + <i>to</i> infinitive	Sports verbs People in sport <i>Do/Go/Play</i> + sports and hobbies B2 Phrasal verbs	Using sports facilities on holiday in Greece
Finding out information	Conditionals Reported speech Modal verbs Relative clauses	Emotions Appearance and personality B2 Compound adjectives Spellings and the /j/ sound	Having a job interview in Tenerife

HOW TO USE THIS BOOK

WELCOME TO OPEN WORLD THE COURSE THAT TAKES YOU FURTHER

Learn about the features in your new Student's Book

8 INTO THE WILD

VOCABULARY ENVIRONMENTS AND LANDSCAPES

1 In pairs, describe what you see in the photos (A-F). How does your team in Team A use the phrase 'It was so green where the glacier once flowed'?

2 Look at each photo and write a short paragraph to describe the environment. Use the words in the box to help you.

3 Put the adjectives in the box into three groups of mountains, lakes, and a glacier. Use the words in the box to describe the photos in the photos.

4 Write a short paragraph about each of the photos. Use the words in the box to describe the photos in the photos.

FOUR SPORTS CHALLENGES THAT COULD CHANGE YOUR LIFE

1 Read the introduction and read the text. Write a short paragraph about each of the sports. Use the words in the box to describe the sports.

2 Read the text again. Which sport do the sentences describe?

3 This is the largest of the four seas. Compared to the sea, it is very hot and very shallow. It is very shallow and very hot. It is very shallow and very hot. It is very shallow and very hot.

4 The sea is very shallow and very hot. It is very shallow and very hot. It is very shallow and very hot. It is very shallow and very hot.

Large images at the start of each unit introduce the topic and get you talking

GRAMMAR ON THE MOVE

Scan the QR codes to watch grammar animations in your free time to learn about each grammar point

PUSH YOURSELF

Learn and practise more challenging language and skills that take you to the next level

LISTENING

1 Listen to a description of a radio programme. In pairs, write three questions that you would like to ask about the programme. Use the words in the box to help you.

2 Write a short paragraph about the programme. Use the words in the box to describe the programme.

GRAMMAR

MODELS OF SPECULATION

1 Read the sentences and choose the correct form of the verb in brackets.

2 Write a short paragraph about the sentences. Use the words in the box to describe the sentences.

VOCABULARY ANIMALS AND THEIR HABITATS

1 Match the photos (A-F) with the words in the box.

2 Write a short paragraph about each of the photos. Use the words in the box to describe the photos.

PUSH YOURSELF B2

VOCABULARY: ANIMALS' BODIES

1 Listen to five people talking about their favourite animal. Match the animal (A-F) to each person describing it.

2 Write a short paragraph about each of the animals. Use the words in the box to describe the animals.

DID YOU KNOW?

Learn the differences between British English and American English

EXAM TRAINING

'Training' exam tasks provide guidance and tips on each part of the exam

EXAM CHECKS

test what you remember about the exam

EXAM FOCUS

Read exam tips and facts and do two complete practice exam tasks after every unit

REAL WORLD

pages take you outside the classroom and into the real world

PHRASES YOU MIGHT USE AND HEAR

Learn and practise phrases you might use and hear when you are using English in the real world

Scan the QR codes to watch videos of different locations around the world on your mobile phone or tablet

LIFE COMPETENCIES

Develop important skills, knowledge and attitudes that you can use in your daily life

Find extra grammar practice, and extra speaking and writing exam practice at the back of your book

EXAM TRAINING

WRITING PART 2 EXAM TIP

The article needs some adjectives to make it more interesting. Write your own adjectives for the gaps. You can use those words in your writing.

Adjectives: amazing, fantastic, beautiful, lovely, interesting, amazing, fantastic, beautiful, lovely, interesting.

There are several things you can do to make your writing more interesting:

- Use adjectives to describe things and people.
- Use adjectives to describe places.
- Use adjectives to describe your feelings.
- Use adjectives to describe your opinions.
- Use adjectives to describe your experiences.

AN ARTICLE

Work in pairs and answer the questions. Use the words in the box for ideas.

1. What is the article about? Is it a story or a report? What is the main topic? What is the main message? What is the main purpose of the article?

2. Write an article you have to think about content and structure. Look at the questions.

Active voice:

A beautiful part of my country

What are the things that make this place special? What can you do there? What are the things that make this place special? What can you do there?

Adjectives: amazing, fantastic, beautiful, lovely, interesting.

Read the article and answer the questions in exercise 2.

A BEAUTIFUL PART OF MY COUNTRY

My favourite part of Italy is Sicily.

Sicily is an island, and it has a long coast. You can find some of the best beaches in Sicily. The weather is great. The food is amazing. Sicily is a beautiful part of Italy.

For me, the best thing to do in Sicily is swimming in the sea. When you're really hungry, there's nothing better than eating some Sicilian food. At night, you can look out over the water and see the lights of the city.

EXAM FOCUS

WRITING PART 2 EXAM TIP

Read exam tips and facts and do two complete practice exam tasks after every unit

EXAM TIPS

- Remember to answer all the questions in the task.
- You can choose the questions in any order, but make sure that the number of your answer is consistent with the question.
- Write an answer to each question in a separate paragraph.
- Use the words in the box to help you write your answer.
- Check your spelling and punctuation carefully.

EXAM TIPS

- Remember to answer all the questions in the task.
- You can choose the questions in any order, but make sure that the number of your answer is consistent with the question.
- Write an answer to each question in a separate paragraph.
- Use the words in the box to help you write your answer.
- Check your spelling and punctuation carefully.

EXAM TIPS

- Remember to answer all the questions in the task.
- You can choose the questions in any order, but make sure that the number of your answer is consistent with the question.
- Write an answer to each question in a separate paragraph.
- Use the words in the box to help you write your answer.
- Check your spelling and punctuation carefully.

EXAM TIPS

- Remember to answer all the questions in the task.
- You can choose the questions in any order, but make sure that the number of your answer is consistent with the question.
- Write an answer to each question in a separate paragraph.
- Use the words in the box to help you write your answer.
- Check your spelling and punctuation carefully.

EXAM TIPS

- Remember to answer all the questions in the task.
- You can choose the questions in any order, but make sure that the number of your answer is consistent with the question.
- Write an answer to each question in a separate paragraph.
- Use the words in the box to help you write your answer.
- Check your spelling and punctuation carefully.

EXAM TIPS

- Remember to answer all the questions in the task.
- You can choose the questions in any order, but make sure that the number of your answer is consistent with the question.
- Write an answer to each question in a separate paragraph.
- Use the words in the box to help you write your answer.
- Check your spelling and punctuation carefully.

EXAM TIPS

- Remember to answer all the questions in the task.
- You can choose the questions in any order, but make sure that the number of your answer is consistent with the question.
- Write an answer to each question in a separate paragraph.
- Use the words in the box to help you write your answer.
- Check your spelling and punctuation carefully.

REAL WORLD

VISITING A NATIONAL PARK IN ... WYOMING

YELLOWSTONE NATIONAL PARK

Look at the photos of Yellowstone National Park. What do you see? What activities do you think you can do there? What are the things that make this park special? What are the things that make this park special? What are the things that make this park special?

PHRASES YOU MIGHT HEAR

- It's amazing how big the park is.
- The views are fantastic.
- The wildlife is incredible.
- The scenery is breathtaking.
- The weather is perfect.
- The food is delicious.
- The service is excellent.
- The staff are very helpful.
- The facilities are top-notch.
- The location is perfect.
- The views are fantastic.
- The wildlife is incredible.
- The scenery is breathtaking.
- The weather is perfect.
- The food is delicious.
- The service is excellent.
- The staff are very helpful.
- The facilities are top-notch.
- The location is perfect.

PHRASES YOU MIGHT HEAR

- It's amazing how big the park is.
- The views are fantastic.
- The wildlife is incredible.
- The scenery is breathtaking.
- The weather is perfect.
- The food is delicious.
- The service is excellent.
- The staff are very helpful.
- The facilities are top-notch.
- The location is perfect.
- The views are fantastic.
- The wildlife is incredible.
- The scenery is breathtaking.
- The weather is perfect.
- The food is delicious.
- The service is excellent.
- The staff are very helpful.
- The facilities are top-notch.
- The location is perfect.

PHRASES YOU MIGHT HEAR

- It's amazing how big the park is.
- The views are fantastic.
- The wildlife is incredible.
- The scenery is breathtaking.
- The weather is perfect.
- The food is delicious.
- The service is excellent.
- The staff are very helpful.
- The facilities are top-notch.
- The location is perfect.
- The views are fantastic.
- The wildlife is incredible.
- The scenery is breathtaking.
- The weather is perfect.
- The food is delicious.
- The service is excellent.
- The staff are very helpful.
- The facilities are top-notch.
- The location is perfect.

PHRASES YOU MIGHT HEAR

- It's amazing how big the park is.
- The views are fantastic.
- The wildlife is incredible.
- The scenery is breathtaking.
- The weather is perfect.
- The food is delicious.
- The service is excellent.
- The staff are very helpful.
- The facilities are top-notch.
- The location is perfect.
- The views are fantastic.
- The wildlife is incredible.
- The scenery is breathtaking.
- The weather is perfect.
- The food is delicious.
- The service is excellent.
- The staff are very helpful.
- The facilities are top-notch.
- The location is perfect.

EXAM TRAINING

WRITING PART 2 EXAM TIP

Read exam tips and facts and do two complete practice exam tasks after every unit

EXAM TIPS

- Remember to answer all the questions in the task.
- You can choose the questions in any order, but make sure that the number of your answer is consistent with the question.
- Write an answer to each question in a separate paragraph.
- Use the words in the box to help you write your answer.
- Check your spelling and punctuation carefully.

EXAM TIPS

- Remember to answer all the questions in the task.
- You can choose the questions in any order, but make sure that the number of your answer is consistent with the question.
- Write an answer to each question in a separate paragraph.
- Use the words in the box to help you write your answer.
- Check your spelling and punctuation carefully.

EXAM TIPS

- Remember to answer all the questions in the task.
- You can choose the questions in any order, but make sure that the number of your answer is consistent with the question.
- Write an answer to each question in a separate paragraph.
- Use the words in the box to help you write your answer.
- Check your spelling and punctuation carefully.

EXAM TIPS

- Remember to answer all the questions in the task.
- You can choose the questions in any order, but make sure that the number of your answer is consistent with the question.
- Write an answer to each question in a separate paragraph.
- Use the words in the box to help you write your answer.
- Check your spelling and punctuation carefully.

EXAM TIPS

- Remember to answer all the questions in the task.
- You can choose the questions in any order, but make sure that the number of your answer is consistent with the question.
- Write an answer to each question in a separate paragraph.
- Use the words in the box to help you write your answer.
- Check your spelling and punctuation carefully.

EXAM TIPS

- Remember to answer all the questions in the task.
- You can choose the questions in any order, but make sure that the number of your answer is consistent with the question.
- Write an answer to each question in a separate paragraph.
- Use the words in the box to help you write your answer.
- Check your spelling and punctuation carefully.

EXAM TIPS

- Remember to answer all the questions in the task.
- You can choose the questions in any order, but make sure that the number of your answer is consistent with the question.
- Write an answer to each question in a separate paragraph.
- Use the words in the box to help you write your answer.
- Check your spelling and punctuation carefully.

EXAM TIPS

- Remember to answer all the questions in the task.
- You can choose the questions in any order, but make sure that the number of your answer is consistent with the question.
- Write an answer to each question in a separate paragraph.
- Use the words in the box to help you write your answer.
- Check your spelling and punctuation carefully.

S

PERSONAL PROFILE

VOCABULARY

PERSONAL INTERESTS

- 1 Look at the photos. What interests and activities do they show?
- 2 Read the article and match the words in purple with the photos.
- 3 Work in groups and write down as many personal interests and hobbies as you can in two minutes.

- 4 Read the sentence and complete the rule.

I really enjoy listening to music, but I don't like dancing.

To say how we feel about an activity, we can use **like/love/enjoy**, etc. and a verb with _____.

- 5 What types of blog are you interested in and why?

TELLING YOUR STORIES, SHARING YOUR TALENTS

Blogs. So many people write them and even more people read them, but why?

Some people write a blog just for their friends and family. Maybe they want to share stories about their hobbies, such as dancing or music. Other bloggers want more readers and choose popular topics. For example, **travel** blogs or blogs about **sports** and fitness are often interesting for a lot of people. For some writers, blogging is a full-time occupation. Many blogs, about **fashion** or cooking for example, appear quickly in online search results and really make money. **Arts and crafts** blogs can also be successful. If you can make things yourself, why not show other people how to do that? A blog is a great way to share your talents!

B



D



C



8

A

READING

- 1 Read the blog entry and write the word which best fits in the gap.

every in my of to with

- 2 Work in groups and discuss the questions.

- Do you think Martina's life is unusual?
- Would you like to have her life?

VOCABULARY

HABITS AND ROUTINES

- 1 Look at the vocabulary. Put the words in the correct columns for you.

eat out get up go to school/work/college
hang out with have a shower/bath
have breakfast/lunch/dinner make lunch/dinner
meet up work out

EVERY DAY	MOST DAYS	SOMETIMES
get up	go to college	eat out

- 2 Complete the sentences with the correct form of the phrasal verbs and collocations from exercise 1. You don't need to use all the words.

- George cooks a lot at home, but he _____ when he is on holiday.
- I sometimes wake up early, but I never _____ before nine o'clock.
- Julie _____ her friends all day every Saturday.
- Let's _____ on Friday afternoon. We could go to the cinema or just have a coffee together.
- Lou and Fiona _____ at the gym three times a week.

- 3 Now tell your classmates three 'facts' about your daily or weekly routine. One of them is not true.

I usually get up at five o'clock in the morning.

I eat out with my friends on Friday evenings.

I play ice hockey every weekend.

Your classmates ask questions until they can guess which 'fact' is not true.

Why do you get up so early?

What restaurant do you go to?

Where do you play ice hockey?

A day in the life of a blogger

Hello! I'm Martina, an IT student. I share a nice little flat ¹ _____ some good friends, and I'm a blogger in my spare time.

Lectures at university usually start at nine o'clock, but I get up at five. I make a cup ² _____ coffee and check my emails and all my other messages. Then I start to write. Why do I get up so early? I just love this quiet time. It's half past five now, and I'm sitting at my desk and feeling very happy.

I have a shower and then have breakfast at about eight o'clock. Then I go to university and I forget about my blog until 5 p.m. A lot of young people hang out with their friends ³ _____ the evenings. Not me. I never go out during the week. I have to work! I read and write for the whole evening, but I don't go to bed late.

My friends are always telling me I should go out more, but during the holidays, I'm out all the time. My blog is a travel blog and I go out ⁴ _____ day when I'm travelling.

It's the autumn term now, and I'm not travelling. So what am I writing? I'm creating pages on my blog that give people useful tips. I want ⁵ _____ tell everyone how to have a wonderful holiday in ⁶ _____ favourite places. Eventually, I'd like to be a full-time blogger.



GRAMMAR

PRESENT SIMPLE AND PRESENT CONTINUOUS



GRAMMAR ON THE MOVE

Watch the video



1 Match the sentences (1–3) with the descriptions (a–c), then complete the rules.

- 1 *Martina gets up early.*
- 2 *She's creating information pages for her blog.*
- 3 *She's sitting at her desk and feeling very happy.*

- a It's happening right now.
- b It's a temporary activity.
- c It's a habit.

We use the present ¹ _____ to talk about habits and things that are generally true.

We use the present ² _____ to talk about things that are happening now or around now.

We use the present ³ _____ to talk about temporary activity.

2 Look at Martina's blog on page 9. Find a question in the present simple and a question in the present continuous. Complete the rules.

For questions in the present simple, we use ¹ _____ or

² _____ + **the subject + the main verb.**

For questions in the present continuous, we use a form of the verb

³ _____ + **the subject + the main verb with -ing.**

3 Complete the questions. Use the present simple or present continuous and the verb in brackets.

- 1 What _____ you _____? (do)
I'm a student.
- 2 Where _____ Toby _____? (work)
In an office in the city centre.
- 3 It's Sunday. Why _____ Sue _____ today? (work)
Because she's preparing for a meeting tomorrow.
- 4 Who _____ Emma _____ coffee with? (have)
She's having coffee with friends.

4 Look at Martina's blog again. Find a negative sentence in the present simple and a negative sentence in the present continuous. Complete these sentences with *isn't* or *doesn't*.

- 1 Martina _____ go to bed late.
- 2 She _____ travelling at the moment.

In the present simple, we use **don't** or **doesn't** to make negative sentences.

In the present continuous, we use **isn't** and **aren't** in positive and negative sentences.

➔ **GRAMMAR REFERENCE** / page 196.

5 Complete the interview with another blogger. Use the present simple or present continuous.



Reporter: Joey, you're 18 and you've just finished school. Are you a full-time blogger now?

Joey: Yes! I ¹ _____ (write) about celebrity sports people.

Reporter: But it's not really a job, is it? How ² _____ (you/earn) money with your blogs?

Joey: It is a job, and I earn money when I recommend sports products, for example. At the moment I ³ _____ (not earn) a lot of money, but I have a plan. I ⁴ _____ (work) on an amazing new blog.

Reporter: Exciting! So, you write about sports celebrities. ⁵ _____ (you/interview) them?

Joey: It's hard to get interviews. Some sports people ⁶ _____ (not/understand) that it's good to talk to bloggers. The blogging world ⁷ _____ (get) bigger and popular blogs are really important nowadays.

6 Discuss in pairs. Is blogging a real job? Do you know anyone who writes a blog?



VOCABULARY

OCCUPATIONS

1 Match each photo (A-F) with an occupation in the box and the description of what the person does (1-6).

chef gardener hairdresser mechanic
 police officer sales assistant



- 1 She tries to stop crime and make the streets safe.
- 2 He cuts and styles hair.
- 3 She cooks at a restaurant.
- 4 She works in a garden.
- 5 He repairs cars.
- 6 He works in a shop.

2 **002** Listen to a man talking about his day at work. What do you think his job is?

3 Now think of a job. Make some notes and then tell your classmates about your day. They guess your job.

LISTENING

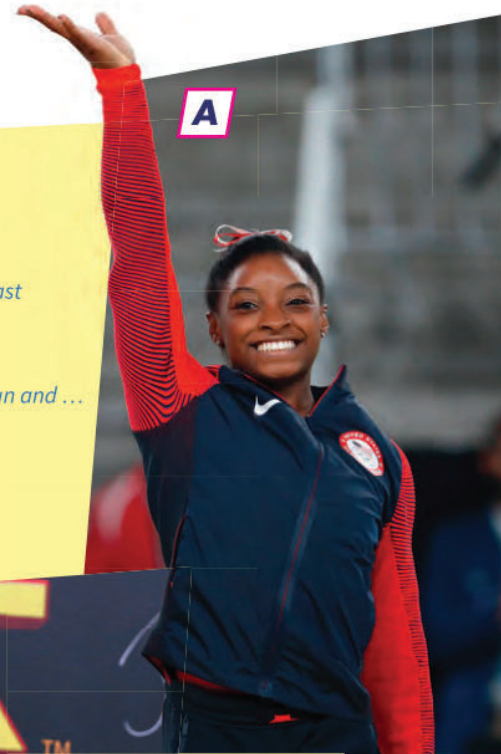
1 **003** Look at the photos below. Do you know who these people are? Listen and write the first name and surname of the celebrity in each information panel.

2 Can you spell the names? Check with your partner and then with the teacher.

How do you spell ... ?

I think it's ...

3 **004** Now listen to the profile of each celebrity and write the information. Listen again and check.



A

- 1 First name:
- 2 Surname:
- 3 Occupation: *gymnast*
- 4 Date of birth:
- 5 Place of birth:
- 6 Nationality: *Belizean and ...*
- 7 Siblings:
- 8 Interests:



B

- 1 First name:
- 2 Surname:
- 3 Occupation:
- 4 Nationality:
- 5 Date of birth:
- 6 Place of birth:
- 7 Siblings:
- 8 Interests:

4 Work in pairs. Write a short profile of a celebrity from your country. Read it to your partner, but don't say the person's name. Can they guess who the celebrity is?

GRAMMAR

ADVERBS OF FREQUENCY

GRAMMAR ON THE MOVE

Watch the video



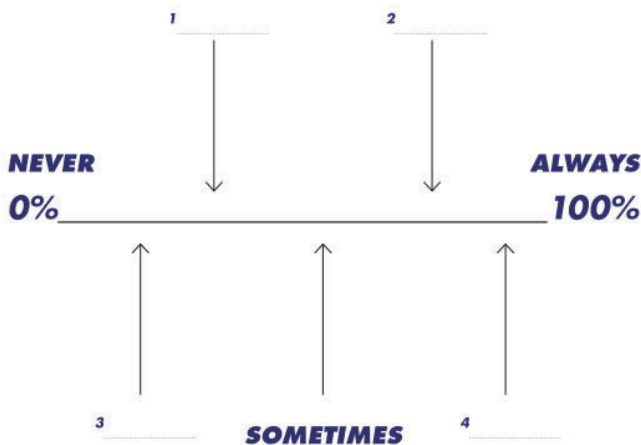
1 Look at these sentences and answer the questions.

Lectures at university **usually** start at nine o'clock.
I **never** tell reporters about my plans!
A blogger's life is **sometimes** hard.

- Where does the adverb of frequency usually go in a sentence?
- Where does it go if the verb is *be*?

2 Put the words in the box on the line in the correct order.

always hardly ever never
often rarely sometimes usually



3 What's true for you? Complete the sentences with adverbs of frequency.

- I _____ get up before six o'clock.
- I _____ have breakfast before I go out.
- I _____ go to school/university/work by bus.
- I _____ have time to relax in the afternoons.
- My friends _____ visit me at home.
- We _____ hang out together in the evenings.

4 Work in pairs. Ask three questions each about your partner's habits. Use *How often ... ?* or *When ... usually ... ?*

How often do you usually go to the cinema?

I hardly ever go to the cinema.

PRESENT CONTINUOUS WITH ALWAYS

5 Read the sentences and complete the rule.

Mark is **always** talking about himself.
My friends are **always** telling me I should go out more.

To say that something happens too often, and that we don't like it, we can use the present ¹ _____ with **always**. We put **always** between **be** and the ² _____ with **-ing**.

GRAMMAR REFERENCE / pages 197–198.

6 Write sentences using the present continuous and **always**.

- I / always / forget / my telephone number.
- My sister / always / take / my phone.
- Our teacher / always / give / us extra homework.
- He / always / complain / about my work.

7 Tell the class about a person who is always doing something that you don't like.

My brother is always complaining about food.



WRITING

A PERSONAL PROFILE

1 Imagine you are starting to write your own blog. You need to write a short profile of yourself on the *About Me* page.

Include

- your name, age, nationality and occupation
- some information about your everyday routines
- some information about your interests and things you love doing

Begin like this:

Hello! My name Welcome to my blog.

SPEAKING

INTRODUCING YOURSELF

1 Work in pairs and discuss the questions.

- 1 When do you introduce yourself with your first name only?
- 2 When do you tell people your first name and your surname?
- 3 When do you say 'Nice to meet you'?
- 4 What are some simple answers to 'How are you'?

2 Choose the topics you think are good for small talk when you meet a new person.

your school/university/job
your problems
people you both know
music/TV shows/films that you like
politics
your hobbies

3 005 Listen to two women talking at a party and tick the expressions that you hear.

Nice to meet you. _____
How are you? _____
Where are you from? _____
Really? _____
Me too. _____
What do you do? _____
I agree. _____
Do you like ...-ing? _____
That sounds interesting. _____

Intonation is the way our voices go up and down when we speak. If your intonation is very flat, you don't sound interested.

4 P INTONATION 006

You will hear three short dialogues twice. In which dialogue does the second speaker, Sam, sound interested? Tick *a* or *b*.

- 1 **Karen:** I go swimming every morning.
Sam: Really?
a *b*
- 2 **Karen:** I think everyone should have a hobby.
Sam: I agree.
a *b*
- 3 **Karen:** I love watching winter sports on TV.
Sam: Me too.
a *b*

5 Work in pairs. You and your partner are at a party. You don't know each other, but you want to start talking. Role-play the conversation. Begin like this:

Hi! I'm What's your name?





1

GETTING AWAY

A

VOCABULARY

HOLIDAY ACTIVITIES

1 What are the people in the photos doing? Match the photos (A-D) with the activities in the box.

- buying souvenirs hiking sightseeing
- sunbathing taking photos

2 007 Listen to some people talking about holiday activities. Which photo is each person talking about? There is one photo you don't need.

3 How many of these things do you do when you are on holiday?

4 Do the quiz.

5 Ask your partner the questions from the quiz, then ask some of your own questions. Are you the same kind of holidaymaker?

What kind of places do you like to explore on holiday?

Quiz: What kind of holidaymaker are you?

- 1 When you're packing to go on holiday, what do you like to take?
 - a a good book to read
 - b plenty of party clothes
 - c strong walking shoes
- 2 What's your ideal way of spending time when you're on holiday?
 - a lying next to the swimming pool
 - b playing games or sports with friends
 - c discovering exciting places
- 3 Where do you like to eat when you're on holiday abroad?
 - a at your hotel
 - b in a lively café
 - c at a restaurant which serves unusual local dishes
- 4 In most of your holiday photos, what are you doing?
 - a sunbathing
 - b dancing
 - c exploring

➔ Turn to page 192 to find out what kind of holidaymaker you are!

D



B

14



C



D

READING PART 2 TRAINING

- 1 Read about two friends, Lauren and Abby, and think about the three things which they want in orange. Then look at the phrases in orange in the descriptions of the six holiday destinations (A–F). Which holiday best matches what the friends want?



ANSWER: E

- 1 Lauren and Abby love to relax on the beach when the weather is hot. They also enjoy shopping for clothes. When it gets dark, they want to go somewhere they can dance.

Options B, C and D each have only one of the things that Lauren and Abby want. Only option E has all three things. Now read about a couple called Birgit and Oscar, and look at the texts with the words in blue.



ANSWER:

- 2 Birgit and Oscar are fond of the countryside and like to go hiking when they are on holiday. They also want to find some interesting souvenirs.

Do you think the correct answer is B, D or F? Or another option? Why? Which option has everything that they want? Underline the phrases in this option which have the same meanings as the blue words in the text above.

Now answer questions 3 and 4. Underline the three things which the people want, and for each question, choose the correct answer.

- 3 Tomasz and Marta are interested in sightseeing. They want to go somewhere that's suitable for their small children and where they can buy food to cook their own meals.



ANSWER:

- 4 Ricardo and Paolo would like to do some watersports and meet new people. They're also keen to try some typical dishes from the region.



ANSWER:

- 2 Which of these people are most similar to you? Which people like to do the same things as you on holiday?

HOLIDAY DESTINATIONS BY THE SEA



A St Lucy's Bay

This pretty spot is popular with painters, photographers and anyone who loves nature, and the green hills and valleys around the bay are ideal for walkers. Don't forget to visit the artists' shops on the waterfront where you can buy food, drinks and some unusual gifts to take home made out of local rocks and stones.

B Blackstowe

Anyone who likes being active on holiday will love it here. There's something for everyone – sailing, windsurfing and waterskiing on the sea, and hiking, cycling and horseriding up on the cliffs. If you like dancing and getting to know new people, there's a party every night on the beach.

C Westhaven

The beach club here is a great place to make friends from all over the world, and both children and adults can learn how to surf, windsurf and dive with the club's qualified instructors. Or, if you prefer, you can just relax on the sunny beach. The restaurants here are famous for their traditional local cooking – not to be missed!

D Helmston-on-Sea

This village has everything you need, including a café, a grocery store selling local fruit, vegetables and fresh fish, and another shop where you can get beach clothes, watersports equipment, and some great souvenirs. The beach is quiet and safe for all the family. It's also the perfect spot for exploring the castles and interesting historic places in the area.

E Capstone Cove

If you're looking for fun, this is the place for you. The nightlife and music are fantastic, with nightclubs and discos open until the early hours. In the daytime, why not go and sunbathe on the soft sand by the edge of the sea? There's also a market where you can buy food and drink, as well as all the latest fashions.

F Swanmouth

This 17th-century town on the coast is the ideal destination for culture lovers. Take a sightseeing trip around the historic centre, and then relax at one of the waterside cafés and taste the delicious fish dishes that this region is famous for. The surrounding countryside is also well worth a visit.

GRAMMAR

COMPARATIVES AND SUPERLATIVES

GRAMMAR ON THE MOVE

Watch the video



1 🎧 008 Listen to a couple, Emma and Tim, talking about travelling from London to Edinburgh. How are they going to travel?

2 🎧 008 Listen again. Which type of transport is:

- 1 the fastest? _____
- 2 the slowest? _____
- 3 the cheapest? _____
- 4 the most expensive? _____
- 5 the greenest? _____

Superlatives

Use **-est** with short adjectives and adverbs of one syllable, e.g. **slow/fast → the slowest/the fastest**

Use **the most** with adjectives and adverbs of more than one syllable, e.g. **expensive/slowly → the most expensive/the most slowly**

3 Choose the correct words to complete these sentences.

- 1 Tim thinks it is *easy/easier* to drive than to go by public transport.
- 2 It is *more/most* expensive to buy two train tickets than to drive.
- 3 You can travel more *quickly/quicker* by train than by car.
- 4 Emma says it's *better/best* for the environment to go by train than by car or plane.

Comparatives

Use **-er** with short adjectives and adverbs of one syllable, e.g. **quick/fast → quicker/faster + than**

Use **more** with adjectives and adverbs of more than one syllable, e.g. **expensive/quickly → more expensive/more quickly + than**

4 Complete these sentences. Use a comparative or a superlative of the adjective or adverb in brackets.

- 1 Milan is _____ than Edinburgh. (big)
- 2 What's _____ city in your country? (large)
- 3 Can you speak _____ please? (slowly)
- 4 That's _____ car journey I've ever had. (bad)
- 5 I prefer this car to the other one. It's _____. (comfortable)
- 6 Our hotel was _____ than the others in the town. (good)
- 7 Please talk _____. I'm trying to work. (quietly)
- 8 Pietro plays tennis _____ than I do. (well)

5 Look at the sentences below and choose the correct option to complete the rules (1–3).

*The journey by car is **less expensive than** the journey by plane.*
*The journey by car is **not as expensive as** the journey by plane.*
*The journey by car is **as long as** the journey by train.*

- 1 We use **less ... than** to say something is a smaller amount/ the same.
- 2 We use **not as ... as** to say something is a different amount/ the same.
- 3 We use **as ... as** to say something is a different amount/ the same.

➔ **GRAMMAR REFERENCE** / pages 199–201.

REVIEWS

We spent three great days in Salzburg. **Although** the train journey was quite expensive, it was fast **and** comfortable. Our hotel was comfortable, **too**. The castle is so interesting, and it is **also** good value for money. **What's more**, there's a beautiful view from it. **As well as** visiting the castle, Mozart's birthplace and the Mirabel Gardens, we went to Salzburg Zoo. It's a long way from the city centre, **but** it is definitely worth a visit. We'd really recommend Salzburg to anyone who likes lively historic cities. Take warm clothes, **though**. It can be cold in Austria!

●●●●○ 5,853 reviews



WRITING

A REVIEW

- 1 Read a review of a trip to Salzburg. Did the reviewer enjoy the trip?
- 2 Look at the words and phrases in purple in the text. Which ones add more information, and which ones show a contrast?
- 3 Complete the sentences using the linking words in the review.

The flight to New York was very long, ¹b _____ we watched a couple of movies, so it wasn't too boring. ²A _____ the city is very large, the transport system is cheap ³a _____ reliable. ⁴W _____, you can get a city card, which gives you a discount on museum entry and city transport. ⁵A _____ visiting all the famous sights in New York, we did lots of shopping and watched a show on Broadway, ⁶t _____. The clothes shops are great and they are ⁷a _____ cheaper than at home. I didn't like some of the cafés, ⁸t _____. The tea and coffee were a bit weak.

- 4 Now write a review of a trip you have made. Use these linking words and phrases in your review.

VOCABULARY

EASILY CONFUSED TRAVEL WORDS

Let's talk about our **trip** to Edinburgh next month.

I really want to take a **tour** of Edinburgh castle.

What about **transport**? How shall we go?

Air **travel** costs a lot.

The **journey** will take us at least seven hours.

- 1 Look at the speech bubbles and use the words in bold to complete these sentences.

- 1 Would you rather go on a weekend _____ to a city or to the countryside?
- 2 What's the best type of _____ to use to get across your city?
- 3 When you visit a new place, would you rather take an organised _____ or explore it by yourself?
- 4 What's the longest _____ that you have ever been on?
- 5 Would you like to have a job which involves some foreign _____?

- 2 Work in pairs and discuss the questions in exercise 1.

GRAMMAR

SO AND SUCH, TOO AND ENOUGH



GRAMMAR ON THE MOVE

Watch the video



- 1 Read these online reviews of three hotels. Which has the best food? Which is the smallest? Which has the worst service?
- 2 🎧 009 Listen to Emma and Tim talking about hotels. Which one of the reviewed hotels will they choose? Why?
- 3 Read the sentences and complete the rules with *too*, *enough*, *so* and *such*.

*If we book early **enough**, we can get cheaper tickets.*
*I hate it when you can't get **enough** sleep at night.*
*I guess it's not **so** important.*
*We shouldn't stay anywhere that's **too** far from a station.*
*The city centre has **such** great places to eat.*

so and such

Use ¹ _____ (a/an) before an adjective + noun and ² _____ before an adjective without a noun.

too and enough

Use ³ _____ before an adjective without a noun and ⁴ _____ before a noun or after a verb or adjective.

➔ **GRAMMAR REFERENCE** / page 201.

- 4 Choose the correct words to complete these sentences.

- 1 I'm *enough/so* excited about going on holiday!
- 2 They decided not to drive because it was *such/too* a long journey.
- 3 Did you have *enough/such* time to visit the museum?
- 4 If it's warm *such/enough* we can go swimming in the sea.
- 5 Our bags won't be *too/enough* heavy to carry.
- 6 It was *such/too* far to walk.

- 5 Complete the sentences about the hotel reviews using *so*, *such*, *too* and *enough*.

- 1 Guests say that the food at Campbell House is _____ good.
- 2 Visitors think that Campbell House is _____ noisy to stay in.
- 3 Visitors think that Drumcraig Lodge is _____ a friendly hotel.
- 4 The service isn't good _____ at Hotel Glenross.
- 5 The Hotel Glenross is _____ far for guests to walk to from the city centre.



Hotel Glenross

10 km from city centre 42 rooms

Comfort ★★★★★ Service ★★ Food ★★★★★

It's really comfortable here. The food's nice, but it's a shame the service isn't very good.

🗳️🗳️🗳️🗳️🗳️ 853 reviews

Campbell House

1 km from city centre 75 rooms

Comfort ★★★ Service ★★★★★ Food ★★★★★

The food is fantastic, and the service is good, too. Unfortunately it's on a busy road so you can hear the traffic.

🗳️🗳️🗳️🗳️🗳️ 573 reviews

Drumcraig Lodge

3 km from city centre 20 rooms

Comfort ★★★★★ Service ★★★ Food ★★

This is a friendly hotel, and it's also lovely and quiet. We were disappointed with the food, though.

🗳️🗳️🗳️🗳️🗳️ 763 reviews

- 6 When you go on holiday, do you like to stay in hotels? Why? / Why not?

- 7 **P** **TOO AND TO** 🎧 010

Listen to these words. Do they sound the same or different?

too to

- 8 **P** 🎧 011 Now listen to this sentence. Which word is shorter when it's in a sentence – *too* or *to*?

It's too far to drive.


- 9 **P** 🎧 012 Listen and repeat these sentences. Pay attention to the correct pronunciation of *too* and *to*.

It's too small to stay in. Do you want to go by car?
 It's too far from the city centre. That's not too bad.

LISTENING

- 1** What do you know about the island of Madagascar? Look at the photos (A–C) and match them with the landscapes.

rainforest _____
 high and mountainous _____
 dry and rocky _____

- 2** Work in pairs. What do you think tourists can do there? What do you think the weather is like?
- 3**  013 Listen to a student talking about her trip to Madagascar. Match the photos with the different parts of the island in the box. There is one you don't need.

the south the northwest
 the centre the east

- 4**  013 Listen again and decide if the sentences are true or false.

- 1 The island has three seasons.
- 2 The climate in Madagascar varies according to which part of the island you're in.
- 3 It's warm and wet in the south of the island.
- 4 It's very cold in the northwest.
- 5 There are lots of rainforests on the east coast.
- 6 The centre of the island has got mountains.

- 5** Work in pairs. Would you like to go to Madagascar? Which part would you like to go to? Why?



A



B



C

VOCABULARY

WEATHER

- 1** Match the words in the box with the meanings below.

breeze chilly climate cool damp
 dull fine humid lightning showers

- 1 not so warm
- 2 short periods of rain
- 3 a light wind
- 4 the weather conditions that an area usually has
- 5 not sunny
- 6 hot and slightly wet weather or air
- 7 pleasant and dry
- 8 a sudden flash of light in the sky during a storm
- 9 quite cold
- 10 rather wet conditions that are cold or unpleasant

- 2** Complete the sentences with five of the words from exercise 1.

- 1 In the afternoon, there are storms with thunder and _____.
- 2 There are also heavy _____ in the afternoon.
- 3 The most interesting thing about Madagascar's _____ is the incredible variety.
- 4 Because the weather is so _____, there are thick rainforests in this part of the island.
- 5 It's fairly _____ between May and September, with temperatures falling to around 15 or 16°C.

- 3** Complete the weather forecast below with the other five words from exercise 1.

And now for tomorrow's weather forecast for the Auckland region of New Zealand. It's going to rain heavily in the early hours, so there'll be a ¹ _____ start to the day. There's also going to be a cold wind, so it'll feel quite ² _____, with temperatures of only around 5 or 6°C. The clouds are going to be around all morning, which means that it will stay rather grey and ³ _____ until around midday. But after that, the sun's going to come out, and it's going to be a ⁴ _____, bright afternoon. Those cold winds will change to just a gentle ⁵ _____, and it will feel quite pleasant for the time of year.

- 4** What is the weather like where you are today?

VOCABULARY: ENVIRONMENT

- 1 What global problems can be caused by travel and tourism? Do you know what 'green tourism' is?
- 2 Read this text about green tourism, and then complete the sentences below using the words in green.

GREEN TOURISM

How can you see the world without damaging the environment?

Here are some tips on being an eco-tourist:

Travelling:

Try to keep your **carbon footprint** small by avoiding unnecessary air and car travel.

This helps to:

- reduce the amount of **fossil fuels** burned
- limit the level of **climate change**

At your destination:

- buy products that are locally produced and **environmentally friendly**
- support the **conservation** of the local environment
- try to limit the amount of **waste** that you leave behind

- 1 Gas, coal and oil are types of _____.
- 2 Things which don't harm the planet are _____.
- 3 _____ is a way of protecting nature.
- 4 Unwanted things which we throw away are _____.
- 5 A person's _____ is the amount of CO₂ produced by their lifestyle.
- 6 _____ is the way that the Earth's weather is changing.

- 3 Work in pairs and discuss the questions. Do you try to be an eco-tourist? Do you think they are good tips? Can you think of more?

DID YOU KNOW?

British English speakers say **holiday** to talk about long summer breaks and enjoyable trips away from home. American English speakers say **vacation**. They use the word **holiday** only to talk about days off work or school for celebrations such as Christmas and Independence Day.

MAKING SUGGESTIONS, ASKING FOR OPINIONS, AGREEING AND DISAGREEING

- 1 Where do people go for weekend breaks in your country? What kind of things can visitors do there?
- 2 014 Listen to two candidates discussing the most suitable place for a weekend trip away for teenagers. Answer the questions.
 - 1 Do the candidates sound interested? Why?
 - 2 Does the woman make suggestions?
 - 3 Does the man respond to the woman's ideas?

- 3 014 Listen to the conversation again and tick the phrases you hear.

I think they'd enjoy going to ...	What do you think?	Yes, you're right.	Sorry, but I don't agree (with you).
I think they should go to ...	What's your opinion?	I agree (with you).	Do you think so?
Perhaps they could go to ...	Do you agree?	That's true.	Really?
I think the ... is the best place for them to go.		I think that's a great idea.	I'm afraid I disagree (with you).
They might like going to ...			

- 4 Put the headings below in the correct column in exercise 3.

agreeing asking for an opinion
disagreeing making a suggestion

- 5 Complete the sentences using words in exercise 3.
 - 1 They _____ like going to the city.
 - 2 I'm afraid I don't _____ with you. I think cities are too noisy for young children.
 - 3 I think that's _____. They'll love swimming in the sea.
 - 4 I think the countryside is the best place for them to go. Do _____?