

OUR WORLD

SECOND EDITION • WORKBOOK

Series Editors
Joan Kang Shin
JoAnn (Jodi) Crandall


Unit 0	1
Unit 1 Fun in Class	4
Unit 2 Boots and Bathing Suits.....	16
Unit 3 Fun in the Sun.....	28
Units 1-3 Review	40
Unit 4 Inside Our House	42
Unit 5 Day by Day.....	54
Unit 6 How Are You?	66
Units 4-6 Review	78
Unit 7 Awesome Animals	80
Unit 8 The World of Work	92
Unit 9 Let's Eat!.....	104
Units 7-9 Review	116
Additional Activities and Games	118

Unit 0

1 Listen and look. Write. Use words from the box. TR: 0.2




aunt cousin dad grandma grandpa
~~me~~ mom sister uncle

My Family




2 Read and look. Write the number.

1. Close your book.
2. Go to the board.
3. Take out your crayons.
4. Hold up your card.
5. Be quiet!
6. Open your book.
7. Work in a group.
8. Raise your hand.
9. Work with a partner.




3 Listen and write. Use words from the box. TR: 0.3

he	our
her	she
his	their
I	they
it	we
its	you
my	your



1. _____ is eating _____ sandwich.
_____ is eating _____ apple.
2. _____ have _____ crayons.
_____ have _____ books.
3. _____ am wearing _____ hat.
_____ are wearing _____ hat.
4. What is the dog wearing?
_____ is wearing _____ jacket.



4 Listen and find. Circle TR: 0.4



Unit 1

Fun in Class

VOCABULARY I

1 Listen and check. Then ask and answer. Point.
Work with a partner. TR: 1.1

2 Look and write.


coloring counting cutting ~~drawing~~ erasing
gluing listening reading talking writing

Who is talking?

She's talking.



She's _____.




She's _____.



She's _____.



He's drawing.



He's _____.



He's _____.



She's _____.



She's _____.



He's _____.



She's _____.

SONG

1 Look and write. Write. What are we doing?

counting cutting drawing gluing
listening reading talking writing




1. We're _____.
We're _____.
We're coloring pictures.

2. We're _____.
We're _____.
We're _____ to
our teacher.

2 Listen. Check your answers to Activity 1. TR: 1.2

3 Draw. Write.

What are you doing today? What are you doing in your classroom?



We're _____.


GRAMMAR I

Present progressive, first person plural

Question				Answer		
What	are	you	doing?	We're	reading.	we're = we are
					cutting	
					erasing	
					yellow paper.	
					the board.	

1 Look. Draw yourself in the pictures.
What are you doing? Write.

We're cutting _____.




We _____.



We _____.



We _____.



2 Look and listen. Write the numbers. TR: 1.3



3 Listen again. Write sentences. TR: 1.4

1. _____ 3. _____
 2. _____ 4. _____

4 Look. Read and write. Answer the questions.

coloring cooking counting cutting
 eating reading watching TV



What are you doing?

1. We're _____



What are you doing?

2. _____



What are you doing?

3. _____

VOCABULARY 2


1 Match. Draw lines.

- glue
 a marker
 a notebook
 a paintbrush
 scissors



2 Write. Then compare your answers with a partner.

1. _____
 2. _____
 3. _____
 4. He's using scissors.
 5. _____



What is he using?

He's using scissors.

3 Work with a partner. Student 1, go to page 118. Student 2, go to page 120. Read, listen, and talk. Take turns.

GRAMMAR 2

Questions with *Are there ... ?* and short answers

Question				Answer			
Are	there	any	crayons?	Yes,	there	are.	<i>aren't = are not</i>
			books?	No,		aren't.	

1 Look, read, and write. Then ask and answer with a partner.

1. Are there any crayons?

Yes, there are.


2. Are there any notebooks?

3. Are there any markers?

4. Are there any erasers?

5. Are there any scissors?

6. Are there any paintbrushes?



Are there any markers?

Yes, there are.

crayons erasers markers notebooks

paintbrushes pencils pens scissors

GAME TIME!

1 Look. Read and write.

1. I am d r a w i n g.

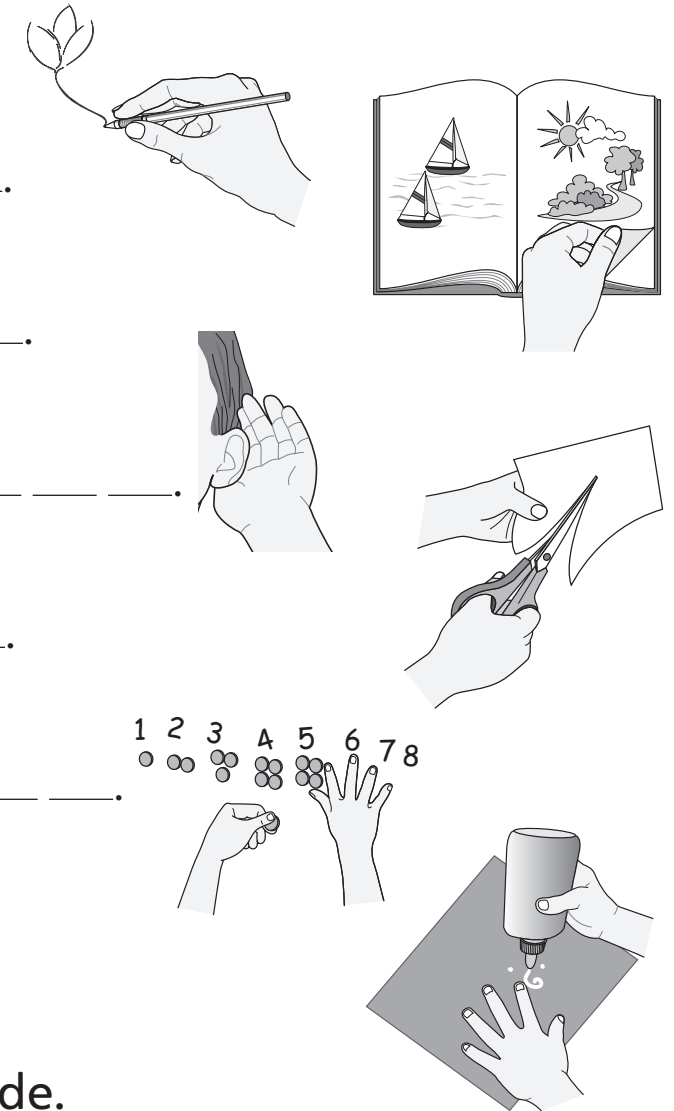
2. I am _____.

3. I am _____.

4. I am _____ _____.

5. I am _____ _____.

6. I am _____.



2 Read and write. Use the code.

What are you doing?

I am !

3 Read, listen, and repeat. Can you say these fast? TR: 1.5

- Sally's sister uses small silver scissors.
- Green glue is on Grandmother's green gloves.
- People paint purple paper puppets.
- Ten turtles are talking on TV.

READING

1 Listen and read. TR: 1.6


Mexican Yarn Paintings

This Mexican artist is painting a picture. But he is not using paint. He is not using a paintbrush! He is using beeswax and yarn. He is pressing yarn into the beeswax.

You can make a yarn painting. First, you draw a picture. You can use a pencil.


Then you use scissors to cut yarn. You can cut pieces of many colors.

Then you glue the yarn. You can use beeswax. Or you can use glue.



2 Choose the right answer. Circle the answer.

1. The Mexican artist uses **beeswax and yarn.** / crayons and glue.
2. You can use **paint.** / glue.



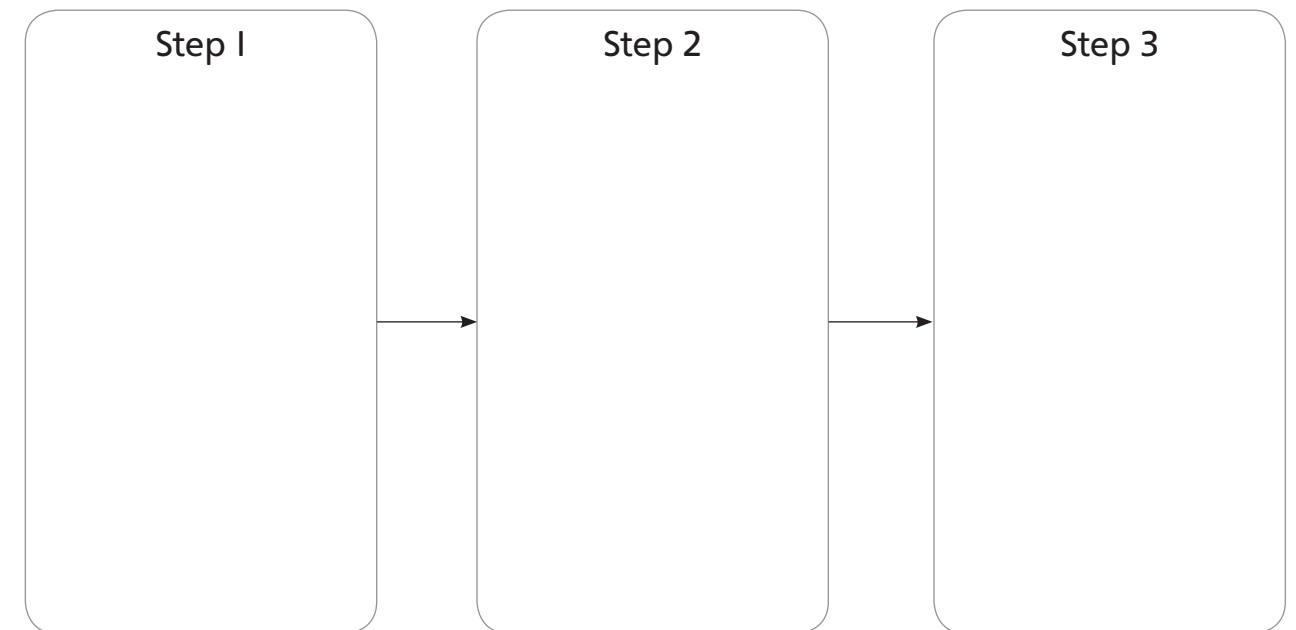
Bees make their homes from beeswax. Each room is the same. Each room has six sides!

3 Read. Write the steps in the correct order in the boxes.

You cut yarn.
You glue the yarn.
You draw a picture.



Yarn Painting Steps



4 Think about art you like. Write about it. Then tell your partner about it.

I draw pictures. I use crayons or markers.

WRITING

1 Write. What are you doing in class?



a book



glue



scissors



markers



a pencil

I am _____ in class. I like

_____ and _____.

We're _____ in class. There are

_____. We use them.

We have fun!



a pen



a notebook



paintbrushes

2 Write. What are you doing? Tell what you use.

coloring cutting drawing erasing
gluing painting writing

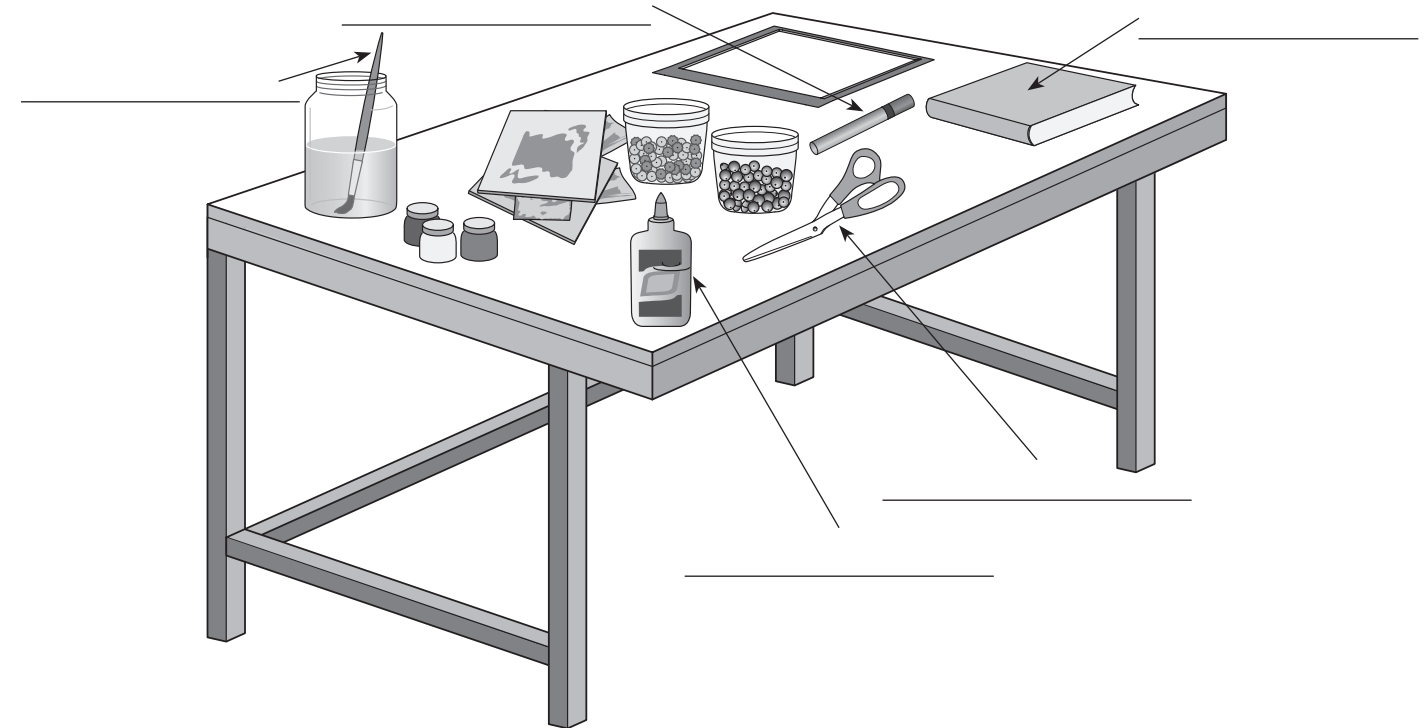
I am coloring. I use
markers and crayons.

UNIT 1 REVIEW

1 Listen. Circle the right word. TR: 1.7

1. They are **coloring** / gluing.
2. He is using **markers** / scissors.
3. I am **listening** / erasing.
4. She is **reading** / writing.
5. We are using **paintbrushes** / pencils.

2 Look and write. Label the things in the picture.



3 Read, look, and write. What is on the desk?

1. Are there scissors on the desk? _____
2. Are there pencils on the desk? _____
3. Are there crayons on the desk? _____