

 **CAMBRIDGE**

Official
Cambridge
Exam
Preparation

PREPARE

STUDENT'S BOOK AND ONLINE WORKBOOK

A1

LEVEL 1

Joanna Kosta
Melanie Williams

Second
Edition

PREPARE

STUDENT'S BOOK AND ONLINE WORKBOOK

**Joanna Kosta
Melanie Williams**

**Second
Edition**

A1

LEVEL 1

CONTENTS

0	In the classroom	10
1	All about me	14
2	My family	18
CULTURE	The United Kingdom	22
3	My home	24
4	My things	28
LIFE SKILLS	Creativity & innovation: Being creative and being you	32
REVIEW 1		34
5	What can you do?	36
6	Party time!	40
CULTURE	Holidays in the USA	44
7	My day	46
8	At school	50
LIFE SKILLS	Study skills: Learning English	54
REVIEW 2		56
9	Feeling good	58
10	Things we do	62
CULTURE	Youth clubs in the UK	66
11	My digital life	68
12	Working life	72
LIFE SKILLS	ICT literacy: Being careful on the internet	76
REVIEW 3		78
13	Places	80
14	Out and about	84
CULTURE	Museums around the world	88
15	What shall I wear?	90
16	Buy it!	94
LIFE SKILLS	Social responsibility: Looking after our world	98
REVIEW 4		100
17	Different places	102
18	The weather	106
CULTURE	Beach culture in Australia and New Zealand	110
19	A fantastic concert	112
20	Animals	116
LIFE SKILLS	Collaboration: Deciding things together	120
REVIEW 5		122
	Extra activities	124
	Vocabulary list	126
	Grammar reference and practice	136

UNIT	VOCABULARY	GRAMMAR	READING
0 IN THE CLASSROOM page 10	The alphabet Numbers Days The classroom Colours Months	<i>a / an</i> <i>this, that, these, those</i>	
1 ALL ABOUT ME page 14	Objects and people Countries and nationalities	Determiners <i>be</i> singular + <i>be</i> plural + <i>be</i> singular and plural -	Tell us about you ∅ <i>from</i>
2 MY FAMILY page 18	Families Adjectives: feelings	Determiners Possessive 's <i>be</i> ? and short answers	Read about a family ∅ <i>and</i>
Culture The United Kingdom page 22			
3 MY HOME page 24	Rooms Things in my room	<i>there is / there are; in / on</i> <i>have got</i> +	Your Rooms!
4 MY THINGS page 28	Things in my school bag Adjectives: things	<i>have got</i> - <i>have got</i> ?	What have you got in your school bag today? ∅ Syllables
Life Skills Creativity & innovation: Being creative and being you page 32			
Review 1 Units 1–4 page 34			
5 WHAT CAN YOU DO? page 36	Activities and skills Parts of the body	∅ <i>can / can't</i> Prepositions: <i>in, on, behind,</i> <i>under</i>	Rubberboy
6 PARTY TIME! page 40	Food and drinks Telling the time (1)	Countable and uncountable nouns <i>some, any, lots of</i> ∅ <i>some</i> Prepositions: <i>on, at, from,</i> <i>until</i>	Party invitations
Culture Holidays in the USA page 44			
7 MY DAY page 46	Daily activities Telling the time (2)	Present simple + ∅ Present simple endings Present simple -	My Brazil blog
8 AT SCHOOL page 50	School subjects Words with two meanings	Present simple ? <i>Wh-</i> questions ∅ <i>Wh-</i> questions	School of the Air
Life Skills Study skills: Learning English page 54			
Review 2 Units 5–8 page 56			
9 FEELING GOOD page 58	Sports and activities Health	<i>like</i> + - Pronouns	Ask the doctor
10 THINGS WE DO page 62	After-school activities Jobs around the house	Present continuous + - Present continuous ? ∅ <i>Yes / No</i> questions	What are you doing?
Culture Youth clubs in the UK page 66			

Key to symbols:

∅ Pronunciation



LISTENING	SPEAKING	WRITING	VIDEO
	Asking and answering questions about personal details		
A conversation about making introductions	Telling your friend about you		
A conversation about feelings		A web page to describe a person in your family	▶ Me and you
			▶ Wales
A conversation about the rooms in a house and a flat	∅ Lists Giving a list of what you have in your bedroom		
Descriptions of things		A questionnaire asking <i>have you got</i> questions	▶ Things in your bag
A meeting of the photo club	Asking and answering <i>can you</i> questions		▶ What can you do?
Talking about the class party		An invitation to a party	
			▶ Fourth of July in the USA
A conversation about the photo club's day	Telling a partner about your daily routine		▶ Daily routine
Talking about changes in the school timetable		Interview questions about school life	▶ School subjects
Talking about sports and activities ∅ Word stress	Discussing five things you like doing at the weekend		▶ Feeling good
Talking about after-school clubs		Writing a blog about yourself	
			▶ Boy and Girl Scouts


UNIT	VOCABULARY	GRAMMAR	READING
11 MY DIGITAL LIFE page 68	Entertainment Technology	Adverbs of frequency: <i>always, often, sometimes, never</i> <i>How much ...? / How many ...?</i> ∅ /w/ and /v/	Conversations about digital devices
12 WORKING LIFE page 72	Jobs In a café	Present simple and present continuous <i>can</i> : requests and permission ∅ Intonation	A story about working in a café
Life Skills ICT literacy: Being careful on the internet page 76			
Review 3 Units 9–12 page 78			
13 PLACES page 80	Places in a town Adjectives: places	<i>Is there a ...? / Are there any ...?</i> Prepositions: <i>inside, outside, above, below, near</i>	My favourite place
14 OUT AND ABOUT page 84	Transport Phrases: going out	<i>because, and, but, or</i> ∅ Final /m/ and /n/ sounds <i>Let's ..., Shall we ...?</i>	Getting around London
Culture Museums around the world page 88			
15 WHAT SHALL I WEAR? page 90	Clothes Phrases: people	Plurals: spelling ∅ Plurals Describing people	Describing people and their clothes
16 BUY IT! page 94	Shopping Money and prices	<i>need, want too</i>	Conversations about buying things ∅ /j/ and /s/
Life Skills Social responsibility: Looking after our world page 98			
Review 4 Units 13–16 page 100			
17 DIFFERENT PLACES page 102	The natural world Adjectives: opinions	Comparatives: short adjectives ∅ <i>than</i> Comparatives: long adjectives	Great days out
18 THE WEATHER page 106	Weather Holidays	<i>it</i> Prepositions: <i>with, for, until</i>	What do you think about the weather? ∅ Vowel sounds
Culture Beach culture in Australia and New Zealand page 110			
19 A FANTASTIC CONCERT page 112	Adjectives (1) Adjectives (2)	Past simple: <i>be</i> ∅ <i>was</i> <i>Wh-</i> questions in the present and past	An article about a sound engineer
20 ANIMALS page 116	Wild animals Pets and farm animals	Past simple + ∅ Extra syllable Past simple -	Read about Alessandro's summer holiday
Life Skills Collaboration: Deciding things together page 120			
Review 5 Units 17–20 page 122 Extra activities page 124 Vocabulary list page 126			

Key to symbols:

∅ Pronunciation

 Video

LISTENING	SPEAKING	WRITING	VIDEO
An interview with a famous person	Telling people about your friends		
A talk about what jobs people in someone's family do		Preparing a menu and ordering in a café	
Talking about places in a town or city ∅ /s/ and /k/	Asking and answering questions about where you live		▶ Favourite places
Conversations about meeting friends at the weekend		Writing an email to your friend and giving ideas for things to do	
			▶ Famous museums around the world
A conversation about wearing clothes	Describing your carnival clothes		▶ Clothes
A conversation about going shopping		Writing a shopping conversation	
A conversation about a house	Asking and answering questions about which places you want to visit		▶ Great places
Phone messages about people's holidays		Writing a postcard about your holiday	▶ The weather
			▶ A Trip to New Zealand
A story about going out with friends	Asking and answering questions about the past and present		
A radio interview about animals		Writing a review of your school year	



IN THE CLASSROOM


VOCABULARY

The alphabet

1 Listen and repeat the letters.

Aa Bb Cc Dd Ee Ff Gg Hh Ii
 Jj Kk Ll Mm Nn Oo Pp Qq Rr
 Ss Tt Uu Vv Ww Xx Yy Zz

2 Listen and write the names.



3 Listen and repeat. Then ask and answer with your partner.



What's your name?

William

How do you spell it?

W-I-double L-I-A-M



Numbers

4 Listen and repeat the numbers.

1 one 2 two 3 three 4 four 5 five 6 six 7 seven 8 eight 9 nine 10 ten 11 eleven
 12 twelve 13 thirteen 14 fourteen 15 fifteen 16 sixteen 17 seventeen 18 eighteen 19 nineteen 20 twenty

5 How many candles? Write the number in words.

nine



6 Look at the cakes in Exercise 5. Listen and match the people to the cakes.

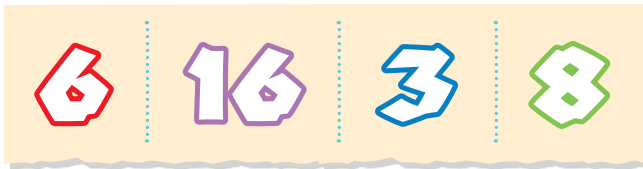
How old are you?

- 1 Ryan: cake
- 2 Penny: cake
- 3 Jack: cake

- 4 David: cake
- 5 Anna: cake
- 6 Lara: cake



7 Listen to your teacher. Write four numbers. Then play a game.



Days

8 Listen and repeat. Then write the days in the right order on the calendar.

Wednesday Saturday Thursday Tuesday Friday Monday Sunday

January						
Monday						
1	2	3	4	5	6	7
8	9	10	11	12	13	14

Listen and check. Then practise with your partner.

SPEAKING



Wednesday, Thursday



Friday

1 Make three questions. Then walk around the class and ask and answer.

How What How

- 1 is your name?
- 2 do you spell it?
- 3 old are you?

VOCABULARY

The classroom

1 Listen and repeat.



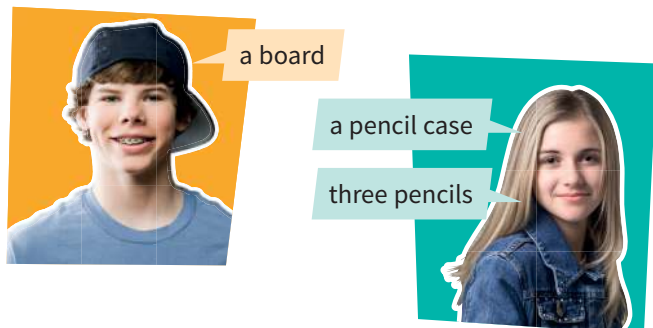
GRAMMAR

a / an

a ruler a book an apple an orange
two rulers three books

GRAMMAR REFERENCE AND PRACTICE PAGE 136

1 Point to things in the book and in your classroom and say what you can see.



VOCABULARY


Colours

1 Match the colours to the words.

EP

black blue brown green grey
orange red white yellow

1 orange



08

Listen and check. Then repeat.

2 Say the colour, not the word!

0 **black** yellow 5 **orange**
1 **blue** 6 **red**
2 **brown** 7 **white**
3 **green** 8 **yellow**
4 **grey**

3 Write sentences.

The pencil is yellow.




GRAMMAR

this, that, these, those

1 Read the sentences. Match them to the pictures.

- 1 **This** pencil is red. C
- 2 **These** pencils are orange.
- 3 **That** book is green.
- 4 **Those** books are blue.



GRAMMAR REFERENCE AND PRACTICE PAGE 136

2 Complete the sentences with *this, that, these, those* and a colour word.




0 *This* desk is *brown*.




1 _____ desk is _____.




2 _____ pens are _____.



3 _____ pens are _____.



4 _____ ruler is _____.



5 _____ ruler is _____.

3 Ask and answer about things in your classroom.

- A: *What colour are these books?*
B: *Blue.*

- A: *What colour is that desk?*
B: *Brown.*

VOCABULARY

Months

1 Put the months in the correct order.

May

January

June

November

August

April

December

July

September

March

February

October

Listen and check. Then repeat.

Listen and repeat. Then walk around the class. Ask and answer the question.



When's your birthday?



In November.

3 Complete the table for the class.

10																				
9																				
8																				
7																				
6																				
5																				
4																				
3																				
2																				
1																				
	January	February	March	April	May	June	July	August	September	October	November	December								

1 ALL ABOUT ME

ABOUT YOU

What's your name?
Where are you from?

VOCABULARY AND LISTENING

Objects and people

1 Match the things A-I in the photos to the words in the box.

EP

bag camera chair dad phone
photo students and friends table watch

11 Listen, check and repeat.

12 2 Look at the photos again. Listen to the conversation and find Rosa, Joelle and Paolo.

12 3 Listen to the conversation again. Tick (✓) the right answer.



- 1 Rosa
- a I'm 11 today.
 - b I'm 12 today.
 - c I'm 13 today.



- 2 Paolo
- a He's my dad.
 - b He's my teacher.
 - c He's my friend.



- 3 Joelle
- a My number's 046 311 392.
 - b My number's 056 312 392.
 - c My number's 056 123 923.



Hi. I'm Joelle.

Hi, Joelle. My name's Rosa. And this is Paolo.

Hello, Joelle.

A

B

C

D

... and his phone's red!

Look, Rosa! Her phone's red ...



See you later.

F

I

Goodbye, Joelle.
Bye, Rosa.

E

See you Saturday.

G

H

13 4 Listen and repeat.

Hi. I'm Clara.

Hi, Clara. My name's Nick. And this is Maya.

Hello, Clara.

See you later.

Yes. See you Monday.

Goodbye, Nick. Bye, Clara.

5 Practise the conversation in groups of three. Use your names.

GRAMMAR

Determiners

1 Look at the **words** and complete the table.

His bag's blue.
This is **my** watch.
Her bag's red.
What's **your** phone number?

pronoun	determiner
I	<i>my</i>
You	1
He	2
She	3

GRAMMAR REFERENCE AND PRACTICE PAGE 137

2 Complete the sentences.

0 *My* name's *Tom*.



1 name's Jo.

2 name's
.....



3 name's
.....



be singular +

3 Look at the **purple letters** in the sentences. Complete the table with the words in the box.

is are is am is

I'm Joelle	1 I Joelle
You're funny!	2 You funny
She's my teacher.	3 She my teacher
He's my dad.	4 He my dad.
It's new.	5 It new.

GRAMMAR REFERENCE AND PRACTICE PAGE 137

4 Complete the sentences.

0 I'm Lyra.



1 It green.



2 She my friend.



3 He my teacher.



4 I Ben.



5 And you
a student.



5 Work in pairs. Ask and answer about your phone numbers.

A: *What's your phone number?*

B: *It's ... What's your phone number?*

A: *It's ...*

Now tell the class about your friend's phone number.

His or her phone number's ...

6 Make a picture.

Talk to your partner about it.

My name's Monika.

I'm 13.

This is my new school bag.

It's red.



7 Play a game in groups of four. Put your pictures on the table. Take turns to speak.



Countries and nationalities

1 Read about the students from different countries and answer the questions.

- 1 Where is Irina from?
- 2 How old is Martina?
- 3 What's the name of the boy from Mexico?
- 4 How old are the twins from Brazil?
- 5 Where is Matteo from?
- 6 Is one of the students from your country?


2 Read about the students again and complete the table.

EP

country	nationality
0 Italy	<i>Italian</i>
1 Turkey
2	Mexican
3	Brazilian
4	Russian
5 China
6	Argentinian
7 Spain

15 Listen and check. Then repeat.

3 Match the flags to the countries in Exercise 2.



Tell us about you.

How old are you?

What's your name?

Where are you from?


14



Hi. I'm Alejandro and I'm 15. I'm from **Mexico**.




Hi. My name's Li Ying and I'm **Chinese**. I'm 12.



Hi. I'm Timur and I'm 13. I'm **Turkish**.



Hello. We're Luisa and Ana. We're 11 and we're twins! We're from **Brazil**.



Hello. I'm from **Russia**. I'm 16 and my name's Irina.



Hi. My name's Santiago and I'm 13. I'm **Spanish**.



Hello. My name's Martina and I'm 15. I'm from **Argentina**.



Hi. I'm **Italian** and I'm 16. My name's Matteo.



PRONUNCIATION *from*



4 Listen and repeat.

A: *Where are you from?*

B: *I'm from China.*

Then ask and answer with your partner.



TALKING POINTS

What's your name?

How old are you?

Where are you from?

What's your nationality?



5 Listen and complete the chant.

Hi! Hello! Where are you from?
What's your nationality?

I'm Mexican.

He's Mexican!
He isn't ⁰ *Italian*.
He's Mexican!



Hi! Hello! Where are you from?
What's your nationality?

I'm Turkish.

She's Turkish!
She isn't ¹
She's Turkish!



Hi! Hello! Where are you from?
What's your nationality?

We're Brazilian.

They're Brazilian.
They aren't ²
They're Brazilian!



Hi! Hello! Where are you from?
What's your nationality?

We're Argentinian.

You're Argentinian.
You aren't ³
You're Argentinian!



GRAMMAR

be

1 Read the chant again and complete the tables.

be plural +

We are	We're	Brazilian.
You are	1	Argentinian.
They are	2	Brazilian.

be singular and plural -

I am not	I'm not	Chinese.
You are not	3	
He is not	4	
She is not	5	
We are not	6	
You are not	7	
They are not	8	

GRAMMAR REFERENCE AND PRACTICE PAGE 137

2 Look at the sentences in Exercise 1 and complete the table.

+	-	
Germany	Egypt	0 <i>He's</i> from <i>Germany</i> . He <i>isn't</i> from <i>Egypt</i> .
Greece	Colombia	00 <i>They're Greek</i> . They <i>aren't Colombian</i> .
Brazil	Turkey	1 from
Argentina	Russia	2 They from
Italy	China	3 from
Spain	Mexico	4 She
	England	5 from
		I from



3 Listen again. Then do the chant in your groups.

Write your country here.

SPEAKING

1 All about me. Work in pairs. Tell your friend about you.

My name's ...

I'm ...

I'm from ...

My phone number's ...

This is my ...