



NATIONAL
GEOGRAPHIC
LEARNING

Reach

FOR THE STARS



CONTENT-BASED
ENGLISH

A

ON THE COVER

A boy at the Expect the Unexpected digital art exhibition in Qingdao, China

© Yu Fangping/VCG/Getty Images

A

Reach

FOR THE STARS

PROGRAM AUTHOR

Lada Kratky



National Geographic Learning,
a Cengage Company

Reach For The Stars A

Author: Lada Kratiky

Publisher: Janine Boylan

Executive Editor: Honor Teoudoussia

Senior Development Editor: Mary Whittemore

Director of Global Marketing: Ian Martin

Heads of Regional Marketing:

Charlotte Ellis (Europe, Middle East and Africa)

Inna Pereyra (Latin America)

Justin Kaley (Asia and Greater China)

Senior Manager, Marketing Operations:

Anders Bylund

Product Marketing Manager: Luciana Wilson

Content Project Manager: Ruth Moore

Media Researcher: Leila Hishmeh

Art Director: Brenda Carmichael

Operations Support: Avi Medrick

Manufacturing Planner: Mary Beth Hennebury

Design: Composure

© 2025 Cengage Learning, Inc.

ALL RIGHTS RESERVED. No part of this work covered by the copyright herein may be reproduced or distributed in any form or by any means, except as permitted by U.S. copyright law, without the prior written permission of the copyright owner.

"National Geographic", "National Geographic Society" and the Yellow Border Design are registered trademarks of the National Geographic Society
® Marcos Registradas

For permission to use material from this text or product,
submit all requests online at [cengage.com/permissions](https://www.cengage.com/permissions)
Further permissions questions can be emailed to
permissionrequest@cengage.com

Reach For The Stars A

ISBN: 978-0-357-04706-4

Reach For The Stars Level A with Online Practice and eBook

ISBN: 978-357-05571-9

National Geographic Learning

200 Pier 4 Boulevard
Boston, MA 02210
USA

Locate your local office at [international.cengage.com/region](https://www.international.cengage.com/region)

Visit National Geographic Learning online at [ELTNGL.com](https://www.ELTNGL.com)






Visit our corporate website at www.cengage.com

Contents at a Glance

	Scope and Sequence	iv
	The Alphabet	2
1	My Family and Me	4
2	Swing with Mel	14
	See and Do Units 1–2	24
3	Different Tails	26
4	The Playful Bears	36
	See and Do Units 3–4	46
5	Cake, Please!	48
6	Look at the Ants	58
	See and Do Units 5–6	68
7	News from the Sea!	70
8	Eyes and Ears See and Hear	80
	See and Do Units 7–8	90
9	Run to the Garden	92
10	Inchworms Are Insects	102
	See and Do Units 9–10	112





Scope and Sequence


		Phonics ✓	Phonics Vocabulary	Listening and Speaking ✓
<p>1 My Family and Me</p>		Mm	<p>macaroni, man, marker, marshmallows, milk, mat, mom, moon, mother, mouth</p>	<ul style="list-style-type: none"> • Language Frames ✓ Here's my ____. This is ____. I have a ____. • Song: My Family
<p>2 Swing with Me!</p>		Ss	<p>sack, Sam, school, seesaw, sister, slide, smiling, snack, soap, sock, stool, sun, swing</p>	<ul style="list-style-type: none"> • Language Frames ✓ What do you see? I see ____. You see ____. • Song: I See You Play!
<p>See and Do Units 1–2</p>	<p>Video: At the Playground Social Emotional Learning: Take turns.</p>			
<p>3 Different Tails</p>		Tt	<p>table, tadpole, tail, tell, ten, tiger, toad, tub, turkey, turtle, two, hat, top, pot</p>	<ul style="list-style-type: none"> • Language Frames ✓ A ____ has ____. It has ____. See ____. See ____? Is it ____? It's ____. • Song: Long or Short?
<p>4 The Playful Bears</p>		Pp	<p>point, panda, paper, park, pat, paws, pen, pencil, people, pie, pizza, play, pounce, cup, map</p>	<ul style="list-style-type: none"> • Language Frames ✓ The ____ is ____ing. The ____ are ____ing. See the ____. • Song: Pan Pan the Panda
<p>See and Do Units 3–4</p>	<p>Video: Up a Tree! Social Emotional Learning: Help each other.</p>			
<p>5 Cake, Please!</p>		Cc	<p>cake, camel, can, candles, candy, cap, card, cat, dog, coat, cookies</p>	<ul style="list-style-type: none"> • Language Frames ✓ There is ____. There are ____. I can see ____. Thank you. • Song: Candles on the Cake

Thematic Vocabulary	Reading	Writing	School Connection	Read On Your Own Books
brother, dad, family, father, mother, sister	<ul style="list-style-type: none"> • Word Work: my • Phonics Story: Mm • Photo Story: Meet My Family 	<ul style="list-style-type: none"> • Handwriting • Write Letters and Words • Shared Writing: My Family 	Math: Counting one, two, three, four, five, six	
go down, go up, play, seesaw, slide, swing	<ul style="list-style-type: none"> • Word Work: a • Phonics Story: Ss • Photo Story: On the Playground 	<ul style="list-style-type: none"> • Handwriting • Write Letters and Words • Shared Writing: Let's Play! 	Science: Pushes and Pulls down, fast, pull, push, slow, up	
Project: Make a Family Balloon				
long, short, tail, thin, wide	<ul style="list-style-type: none"> • Word Work: see • Phonics Story: Tt • Photo Story: Tails 	<ul style="list-style-type: none"> • Handwriting • Write Letters and Words • Shared Writing: My Animal 	Math: Size big, heavy, light, long, short, small	
bamboo, bear, black, cub, panda, white	<ul style="list-style-type: none"> • Word Work: the • Phonics Story: Pp • Photo Story: Bears 	<ul style="list-style-type: none"> • Handwriting • Write Letters and Words • Shared Writing: My Panda 	Literacy: Rhyme black, back, paws, claws, toes, nose, teeth, underneath	
Project: Make a Handprint Tiger				
balloons, celebrate, happy, people, presents, thank you	<ul style="list-style-type: none"> • Word Work: I • Phonics Story: Cc • Photo Story: A Party 	<ul style="list-style-type: none"> • Handwriting • Write Letters and Words • Shared Writing: Thank You! 	Social Studies: Holidays celebration, dance, dragon, holiday, music, New Year	

☑ = tested

Scope and Sequence

	Phonics	Phonics Vocabulary	Listening and Speaking
<p>6 Look at the Ants</p> 	short An	<p>alligator, am, angry, ankle, ant, apple, at</p> <p>Decodables: a, at, pat, sat, mat, cat, am, Sam, cap</p>	<ul style="list-style-type: none"> Language Frames ___ is ___ing. It's ___ing. ___ are ___ing. They're ___ing. Song: Little Ants
<p>See and Do Units 5–6</p>	<p>Video: World Celebrations</p>	<p>Social Emotional Learning: Say thank you.</p>	
<p>7 News from the Sea!</p> 	Nn	<p>napkin, narwhal, need, needle, needfish, nibble, nice, nine, noodles, nose</p>	<ul style="list-style-type: none"> Language Frames This is ___. It's a ___. It looks like ___. ___ looks like ___. It has a ___. Song: The Needlefish
<p>8 Eyes and Ears See and Hear</p> 	hh	<p>hand, head, hear, heart, henhouse, home, horse, house, hut</p>	<ul style="list-style-type: none"> Language Frames I can see ___. I can hear ___. I can smell ___. I can taste ___. I can feel ___. Song: What Is It?
<p>See and Do Units 7–8</p>	<p>Video: Our Ocean</p>	<p>Social Emotional Learning: Take care of Earth.</p>	
<p>9 Run to the Garden</p> 	ir	<p>rabbit, radish, rain, rake, ran, ran, red, rice, ripe, root, rose, run</p>	<ul style="list-style-type: none"> Language Frames First, ___. Then, ___. They will need ___. You will see ___. Song: Rows and Rows of Flowers
<p>10 Inchworms Are Insects</p> 	short li	<p>igloo, iguana, inch, inchworm, insects, is, it</p> <p>Decodables: him, hip, hit, in, it, nip, pin, pit, rim, rip, sip, sit, tin, tip</p>	<ul style="list-style-type: none"> Language Frames What does it do? It moves ___. It ___ and ___. It looks for ___. Song: Inch By Inch
<p>See and Do Units 9–10</p>	<p>Video: Inchworms and Iguanas</p>	<p>Social Emotional Learning: Be curious.</p>	

Thematic Vocabulary	Reading	Writing	School Connection	Read On Your Own Books
ant, cut, find food, go, walk, work	<ul style="list-style-type: none"> • Word Work: look • Phonics Story: Aa • Photo Story: Amazing Ants 	<ul style="list-style-type: none"> • Handwriting • Write Letters and Words • Interactive Writing: In the Garden 	Social Studies: Communities carry, community, help, live together, work	
Project: Make a Butterfly Feeder				
beak, fish, looks like, narrow, shine, silver	<ul style="list-style-type: none"> • Word Work: this • Phonics Story: Nn • Photo Story: Look-alikes 	<ul style="list-style-type: none"> • Handwriting • Write Letters and Words • Interactive Writing: Under the Sea 	Geography: Maps blue, cold, green, land, map, warm, water	
ears, eyes, feel, heat, nose, see, skin, smell, taste, tongue	<ul style="list-style-type: none"> • Word Work: is • Phonics Story: Hh • Photo Story: What Do You Notice? 	<ul style="list-style-type: none"> • Handwriting • Write Letters and Words • Interactive Writing: I Sense Fun 	Science: Weather rainy, snowy, sunny, weather, windy	
Project: A Senses Experiment: Salt or Sugar?				
grow, need, plant, rain, root, seed, stem, sun	<ul style="list-style-type: none"> • Word Work: like • Phonics Story: Rr • Photo Story: A Gift from the Garden 	<ul style="list-style-type: none"> • Handwriting • Write Letters and Words • Interactive Writing: Red Radishes 	Social Studies: Needs and Wants food, need, to grow, toy, want, water	
flowers, fruit, leaf, leaves, look for, move	<ul style="list-style-type: none"> • Word Work: and • Phonics Story: ll • Photo Story: Champ, Champ, Champ 	<ul style="list-style-type: none"> • Handwriting • Write Letters and Words • Interactive Writing: Hungry Little Inchworm 	Science: Habitats desert, grasslands, pond, rainforest	
Project: Grow Seeds				

The Alphabet

TRACKS: ABC1 & ABC2





Unit 1

My Family and Me



A boy taking a family photo, Mexico



Listen and sing.

TRACK: A1.1

My Family

Here's my mother.

Here's my mother.

This is Dad.

This is Dad.

Here's my sister Mina.

Here's my brother Mario.

Here we are.

Here we are.

Tune: "Frère Jacques"

Language Frames

Here's my ____.

This is ____.

I have a ____.

A Trace the letters.**Chime In!**

My mom makes lunch.



Here's some macaroni.



Here's some milk.



Mmmmm! More, please.

B Count the words.

This is my mom.

Beginning Sound m

C Say the word slowly.



D Circle the m.



m o m



m a t

E Trace and write.



A Print the letter.



B Say the word. Write the letter.



1. om



2. an



3. ilk



4. arker



5. outh



6. at



7. oon



8. arshmallows

A Trace and write.

my my my my my

B Trace and practice.



1. my mother



2. _____ father



3. _____ sister



4. _____ brother



5. _____ family



6. me

Listen and read.

 TRACK: A1.3

This is my family.



This is my mother.

3



This is my father.

4



Here I am.

A Draw and write.

This is Min-jun's family.



Here's my family.

B Share with a partner.**Language Frames**

Here's my ____.

This is ____.

I have a ____.