

Viv Lambert

Learn  
to read

# Rise and Shine

in English



Pearson

PUPIL'S BOOK  
BRITISH EDITION

1

GSE  
Global Scale of English

10-22 <A1/A1





# Scope and sequence

	Vocabulary 1	Grammar 1	Vocabulary 2	Grammar 2
<b>Welcome</b> to Rise and Shine Towers	<b>Numbers 1–10; colours:</b> black, blue, brown, orange, pink, purple, red, white, yellow	Hi!/Hello! What's your name? I'm.../My name's...	<b>Classroom objects:</b> bag, book, chair, desk, door, pencil <b>Classroom language:</b> Be quiet, Listen, Look, Sit down	It's a (desk). It's (brown).
<b>1</b> Old toys, new toys	<b>Toys:</b> ball, car, doll, elephant, robot, tablet, teddy bear, train	What's this? It's a (car).	<b>Adjectives:</b> big, small, new, old	It's (old).
<b>2</b> All kinds of families <b>Review 1</b> Important to me (Units 1 and 2)	<b>Family:</b> auntie, brother, dad, grandad, granny, mum, sister, uncle	Who's this? This is my...	<b>Pets:</b> bird, cat, dog, fish	I've got a (fish). I've got (two) brothers.
<b>3</b> Amazing bodies	<b>Body parts:</b> arms, ears, eyes, feet, hands, legs, mouth, nose	I've got (brown) eyes/two arms.	<b>Actions:</b> dance, hop, jump, run	I can/can't...
<b>4</b> Let's eat up <b>Review 2</b> All about me (Units 3 and 4)	<b>Food:</b> bananas, bread, cheese, chicken, milk, olives, strawberries, tomatoes	I like (bananas). I don't like (chicken).	<b>More food:</b> ice cream, milkshake, pizza, sandwiches	Do you like (pizza)? Yes, I do./No, I don't.
<b>5</b> Nature around us	<b>Animals:</b> duck, fox, frog, lizard, mouse, owl, rabbit, turtle	I can see a... , I can see (two) (frogs).	<b>Mini-beasts:</b> ant, bee, butterfly, ladybird	Is it a... ? Yes, it is./No, it isn't.
<b>6</b> Let's dress up <b>Review 3</b> Around me (Units 5 and 6)	<b>Clothes:</b> dress, jumper, pyjamas, shirt, shoes, shorts, T-shirt, trousers	I'm wearing (a) (dress).	<b>Feelings:</b> cold, happy, hot, sad	I'm (cold/hot/happy/sad).
<b>Goodbye</b>	Happy holidays! Have a good time! Goodbye! See you soon!			
<b>Seasons</b>	<b>Autumn:</b> apple, chestnut, fire, leaf, pumpkin, tree; It's windy! <b>Winter:</b> boots, gloves, hat, light, scarf, snow; It's snowy! <b>Spring:</b> blossom, butterfly, chick, egg, flower, lamb, rabbit; It's cloudy! <b>Summer:</b> beach, ice-cream, picnic, sun hat, sunglasses, sunny, swimming costume; It's sunny!			

My sounds	Communicative outcome	Global citizenship	Functional language and real-world	Project
p, b	Describing favourite object	<b>Let's be friends</b> I care about my community.	<b>Rules of common courtesy</b> <i>How old are you?</i> <i>I'm six.</i>	A plant pot
t, d	Describing toys	<b>Sharing toys</b> <i>bike, kite, music box, plane</i> Old for me, new for you – I share and recycle my toys. See, value and appreciate old toys. Respect the toys of others.	<b>Polite requests</b> <i>Can I play, please?</i> <i>Yes, let's play./</i> <i>Here you are.</i>	A class toy swap
g, c	Presenting family and people around you	<b>Celebrating families</b> <i>cousin, friend, neighbour, pet</i> Love your family and pets. Respect and celebrate differences among people's families. Understand the importance of the wider community as a family.	<b>Expressing thanks</b> <i>This is for you!</i> <i>Thank you!</i>	A family circle
m, n	Describing abilities / what you can do	<b>Playing games together</b> <i>clap (your hands), close/open (your eyes), touch (your feet), move your body</i> Respect differences and different abilities. Self-worth: appreciate our bodies and abilities.	<b>Imperative instructions and paying a compliment</b> <i>Touch your nose!</i> <i>Well done!</i>	A talent show
h, ch	Asking about likes and dislikes	<b>Trying different foods</b> <i>pasta, rice, salad, soup</i> Find out about the food you eat. Developing personal identity through food.	<b>Asking for food</b> <i>Can I have a/an..., please?</i> <i>Here you are.</i>	A class lunch
s, f	Describing insects and animals	<b>Exploring nature</b> <i>flower, grass, pond, tree</i> Respect animals. Find out about living things. Share the world.	<b>Making plans/ suggestions</b> <i>Let's find (a) (butterfly)!</i>	A park collage
sh, j	Describing clothes; giving advice / making suggestions about what to wear	<b>Appreciating special clothes</b> <i>boots, hat, jeans, skirt</i> Appreciate and understand difference and diversity (cultures, clothing, traditions). Feel good in the clothes you wear.	<b>Inviting and giving advice</b> <i>Come to my party!</i> <i>Wear a (big) (hat)!</i>	A costume doll



# Welcome to Rise and Shine Towers

## Lesson 1



What can you see?

1



Listen and explore.

Rise and shine,  
It's a beautiful day.  
Open your eyes,  
Let's learn and play!

Tell me!

2

Point and say.

3



Draw your face.



4

Introductions Hi!/Hello! What's your name? I'm.../My name's...





## Lesson 2

-  Listen and say the colour.
-  Sing and act.



One. It's blue.

I can shine!

-  Colour. Then say.





# Lesson 3

1  0.08 Listen, point and say.



2  0.09  Listen or watch.





**Let's imagine!**



**I can shine!** ✨ ✨ ✨

3  Draw, colour and say.

1 

2 



6 **Story language** *It's my (door). It's (blue).*



## Lessons 4 and 5

1  0.10 Listen and find.



2  0.11 Listen and say.



  
**Chant**  


Sit down.



3  0.12 Listen and say.

**My sounds**

**p**



**b**

**I can shine!** 

4  Play school!







**Lessons 6 and 7**

**1** **0.13** Listen and colour.

**2** **0.14** How old are they? Listen and circle.



**1** **a 6 b 8**

**2** **a 4 b 6**

**3** **a 4 b 6**

**4** **a 6 b 8**

**I can shine!**

**3** **Play!**

**Think and share!**




# New friends

## Step 1

Review


4 Follow and say.




## Step 2

Create

5  Colour.



## Time to shine!

6  Show and say.



Welcome



# 1

## Old toys, new toys

### Lesson 1



What can you see?

1




Listen and explore.

4



5



6



7



1



Tell me!

2



Listen, point and say.

3

Stick and say.

4



Watch and listen.



2



3



8



## Lesson 2

1




Sing and act.



2



Listen and circle.



What's this?  
It's a car.

I can shine!

3




Ask and answer about toys.





# Lesson 3

1 Which toys can you see in the story? Point and say yes or no.



2 Listen or watch.







Let's imagine!



I can shine!

3 Circle Dexter's favourite toy.



4 Act out.





# Lesson 4

1  1.08 Listen and find.

2  1.09 Listen, point and say.

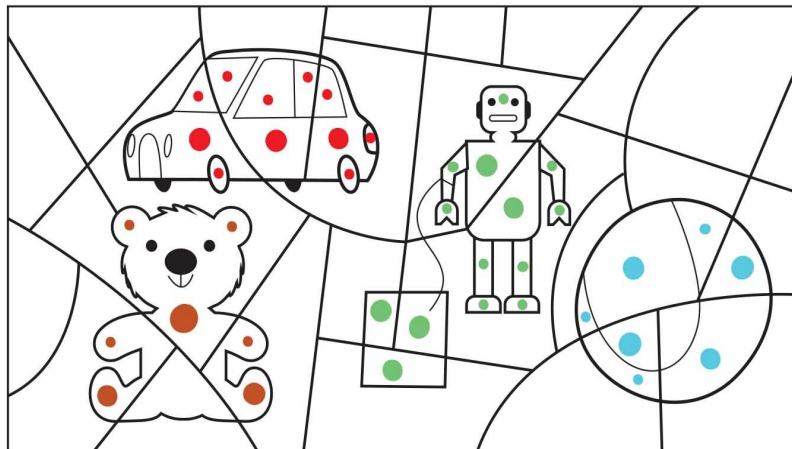


3  1.10 Listen and say.



It's new.  
It's blue.  
It's old.  
It's small.



4  Find and colour. Then say.



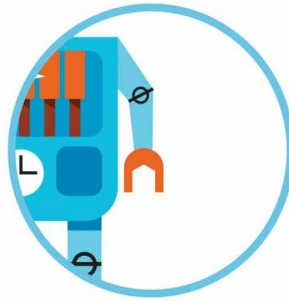



## Lesson 5

1  1.11 Listen and point.



2  Look and play.



3  1.12 Listen and say.

## My sounds

t



d



I can shine! 

4  Cut out and guess the toys.

