


Jeanne Perrett

Rise * and Shine



 Pearson

Pupil's Book
with Online Practice

2

 GSE
Global Scale of English

15-26 A1/A1

Scope and sequence

	Vocabulary 1	Grammar 1	Vocabulary 2	Grammar 2
Welcome to the Rise and Shine Explorers Club	Numbers 11–20; days of the week	<i>It's Monday! This is / That's (Stella).</i>	School items: notebook, pen, rubber, ruler	<i>This is my / That's your (pen). How many (pencils)?</i>
1 Let's explore together	My things: backpack, belt, cap, coat, glasses, scarf, trainers, watch	<i>Have you got...? Yes, I have. / No, I haven't.</i>	Adjectives: dark, fair, long, short	<i>He's / She's got...</i>
2 Let's be happy at home Review 1 Important to me (Units 1 and 2)	Home: bathroom, bedroom, garage, garden, hall, kitchen, living room, stairs	<i>Where's (Mum)? She's in the (kitchen).</i>	Furniture and objects in a house: bed, lamp, sofa, table	<i>Where's the (lamp)? It's on / next to the (desk).</i>
3 Let's explore nature	Farm animals: chicken, cow, donkey, goat, goose, horse, sheep, turkey	<i>There's a (chicken). There isn't a (cow).</i>	On the farm: bush, fence, rock, wall	<i>Where's...? It's (behind) (the wall).</i>
4 Let's try new activities Review 2 All about me (Units 3 and 4)	Activities: catch, climb, kick, ride, skate, skip, swim, swing	<i>Can you (skip)? Yes, I can. / No, I can't. But I can (swim).</i>	Verbs with play: play a board game, play football, play tennis, play the guitar	<i>Can he/she...? Yes, he/she can./ No, he/she can't.</i>
5 Let's share our food	Food: burger, biscuit, carrot, cereal, egg, fish, juice, orange	<i>What are you doing? I'm (cooking).</i>	Meal prep: cook, grow, make, wash	<i>Are you (making) (a salad)? Yes, I am. / No, I'm not.</i>
6 Let's have holiday fun Review 3 Around me (Units 5 and 6)	Holiday activities: build a sandcastle, collect shells, go on holiday, play on the beach, read comics, sleep	<i>I want to (play on the beach).</i>	Time of day: in the morning, in the afternoon, in the evening, at night	<i>Do you want to (play) (in the morning)? Yes, I do. / No, I don't.</i>
Goodbye	<i>Happy holidays!</i>			
Celebrations	Let them shine!: balloon, barbecue, cake, candle, present, sparkler Beautiful world: desert, hill, jungle, mountain, ocean, sky Amazing oceans: dolphin, octopus, seahorse, seal, shark, whale Let them fly!: cloud, day, moon, night, star, sun			

My sounds	Communicative outcome	Global Citizenship	Functional language and real-world	Project
th (voiced), th (voiceless)	Describing objects in a basic way	I like numbers and maths. <i>How many (pencils)?</i>	Imparting personal information <i>My favourite number is (fourteen).</i>	My Explorers Club passport
w, y	Describing people in a basic way	I appreciate my community. <i>builder, chef, explorer, teacher</i> Celebrate real-life heroes. Appreciate people in your community.	Commenting on a photo <i>Look at this!</i> <i>What a great photo!</i>	A club book
r, l	Prepositions of place	I learn about different homes. <i>cave, igloo, tent, treehouse</i> Appreciate and understand difference and diversity.	Making suggestions <i>Let's put (the lamp) here.</i> <i>Good/Great idea!</i>	A perfect house
oo, ee	Describing what there is / isn't	I learn about the five senses. <i>hear, see, smell, taste, touch</i> Getting to know nature through the senses. Notice the details.	Asking for and giving information <i>Excuse me, where's (the garden)? It's (next to) (the café).</i>	A five senses park
a, i	Talking about what people can do	I know how to enjoy music. <i>drums, piano, recorder, violin</i> What do you need to play these instruments? Discovering different sounds and how they make you feel.	Accepting/declining an invitation <i>Would you like to join my club? Yes, of course! / No, thanks.</i>	A club
i, o	Asking about what someone is doing	I learn about different ingredients. <i>butter, flour, fruit, vegetables</i> What's our food made from?	Going shopping <i>What's on the shopping list? I need (carrots).</i> <i>Okay, let's go shopping!</i>	A food truck
u, e	Asking about holiday activities	I stay safe on holiday. <i>dangerous, flag, safe, sea</i> Respecting nature. Being aware of dangers in water.	Expressing preferences / likes and dislikes <i>I like the sea.</i> <i>I don't. I like cold weather.</i>	A holiday trip

Welcome to the Rise and Shine Explorers Club

Lesson 1



Who do you know?

1



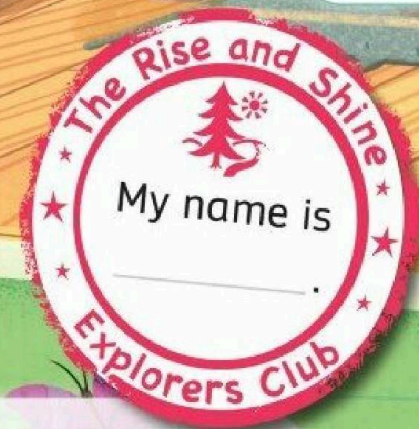
Listen and explore.

Rise and shine,
It's a beautiful day.
Open your eyes,
Let's learn and play!

Oscar

Peanut

Clara



Tell me!

What's your friend's name?

2



Point, trace and say.

3



Write your name.

4

Introductions This is (Tess). That's (Oscar).

Basil

Lesson 2

1



Sing and act.



1, 2, 3, 4, 5, 6, 7, 8, 9, 10,
11, 12, 13, 14, 15, 16, 17, 18, 19, 20!

Hooray! Hooray! Let's explore today!

Monday, Tuesday, Wednesday, Thursday

Friday, Saturday, Sunday!

Hooray! Hooray! Let's explore today!

2



Listen again and read. Tick (✓) and say.

MONDAY

13



WEDNESDAY

15



FRIDAY

17



SATURDAY

18



I can shine!

3



Choose and say.

Thirteen!

It's Monday!

I can recognise days of the week
and numbers up to 20.



Lesson 3

1  0.08 Listen, point and say.



windy



rainy



sunny



cloudy

2  0.09  Listen or watch.



Let's imagine!
 Draw your favourite weather.



I can shine!

3 Look at the story. Number and say.

One. It's cloudy.

	<input type="checkbox"/>		<input type="checkbox"/>
	<input type="checkbox"/>		<input type="checkbox"/>

I can read a story about the weather.



Lesson 4 and 5

1  Listen and find.



2  Listen, read and say.



Chant

*What's this?
This is my pen.
What's that?
That's my ruler.*

This is my pen.
That's your ruler.



3  Listen and say.
Then write.

My sounds



This and that!
Thank you! Thank you!


I can shine!

4  Play!

What's that?

That's your pen.

**I can ask and answer
about objects.**



Lesson 6

1 Listen, write and say.

11 eleven	12 twelve	13 thirteen	14 fourteen	15 fifteen
16 sixteen	17 seventeen	18 eighteen	19 nineteen	20 twenty

2 Count and write.

1	2	3	4
----------	----------	----------	----------



Think and share!
Can you count in twos?
10 ... 12 ... 14 ...

I can shine!

3 Play!

How many pencils?


Twelve!

I can ask and answer about how many.

My Explorers Club passport


Review

1 Complete.



Favourite day	I like	I've got	Favourite number
Monday			
Tuesday			
Wednesday			
Thursday			
Friday			
Saturday			
Sunday			

My name is _____
I'm _____



Time to shine!

2 Show and say.

*My name is Sam. I'm 8.
My favourite day is Saturday.
I like tomatoes. I've got
a brother. My favourite
number is twenty!*



Welcome

Let's explore together!

1

Let's explore together

Lesson 1

 Where are the children?

1  1.01 Listen and explore.

1 coat

2 trainers

3 scarf

4 backpack

5 watch


6 cap

8 glasses



Tell me!

What have you got in your classroom?


2  1.02 Listen, stick and say.

3 Trace and read.

4  Watch and listen.

I've got a cap.

Lesson 2

1  1.03 Sing and act.

Have you got a backpack and a watch?

Yes, I have. Yes, I have.

Have you got trainers and a coat?

Yes, I have. Yes, I have.

Have you got glasses and a scarf?

Yes, I have. Yes, I have.

Have you got a belt and a cap?

No, I haven't. No, I haven't.

2



1.05

Listen and tick (✓) or cross (×).
Say.

1



2



3



Have you got a scarf?

Yes, I have. / No, I haven't.



7 belt

I can shine!

3



Ask and answer.

Have you
got a watch?

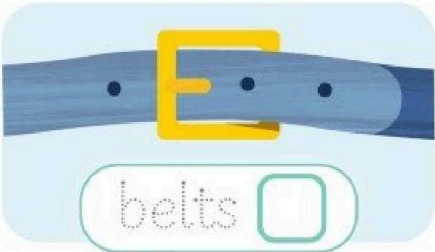
Yes, I have!

I can name my things.



Lesson 3

1 How many? Look at the story. Count and write the number.



2 Listen or watch.

Rise and Shine Explorers Club

I've got lots of things for the club!

Have you got backpacks?

Yes, I have! Here you are!


Thank you!

Have you got a mascot?

No, I haven't.

Let's look for ideas.

A cat?



Peanut has got long ears.



Look! The mascot has got long ears, too.

The Explorers Club has got a mascot!

I can shine!

3 Circle the club mascot.



a frog



a cat



a butterfly



a rabbit

4 Act out.

I can understand a story about choosing a club mascot.



Let's imagine!

What has the club got?
Is Peanut happy?

Lesson 4

1  1.08 Listen and find.

2  1.09 Listen and number. Say.



3  1.10 Listen, read and say.



Chant

*She's got long hair.
He's got short hair.
She's got dark hair.
He's got fair hair.*

She's got long hair.



4 Read and match. Then say.



a She's got long, fair hair.


b He's got short, fair hair.

c He's got short, dark hair.

d She's got long, dark hair.

Lesson 5

1  Listen and match.



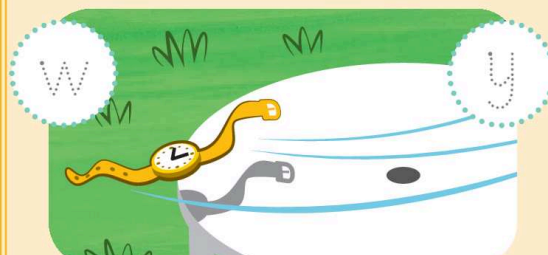
2  Look and play.
Add one more.

She's got a short coat and new glasses.

She's got a long belt, too. Blue backpack!

3  Listen, write and say.

My sounds



It's windy! Look at your yellow watch!

I can shine!

4  Cut out, choose and play.

Have you got glasses?

She's got glasses.

Yes, I have.

I can describe my friends and talk about what they've got.

