

SECOND
EDITION

Children's Phonics for Reading

SOUNDS GREAT 3

Long Vowel Sounds



STUDENT BOOK



STUDENT BOOK

SOUNDS GREAT 3 **SECOND EDITION** STUDENT BOOK

Children's Phonics for Reading

Long Vowel Sounds

Anne Taylor

© 2020 Compass Publishing

All rights reserved. No part of this book may be reproduced, stored in a retrieval system, or transmitted in any form by any means, electronic, mechanical, photocopying, recording, or otherwise, without prior permission in writing from the publisher.

Project Manager: Flora Ko

Project Coordinator: Naeun Park

Copy Editor: Alexandra Mackenzie

Illustrators: © Yeon Illustration Agency, © The Bright Agency, Zhanna Mendel

Cover/Interior Designer: Anni Choi

Series Contributor: Thomas Hong

email: info@compasspub.com

<http://www.compasspub.com>

ISBN: 978-1-64015-650-0

10 9 8 7 6 5 4 3 2 1

24 23 22 21 20

Printed in Korea


 This is made with nontoxic materials.

Table of Contents

UNIT

1

-ake -ape -ave 6

- ake** cake, bake, rake, lake
- ape** tape, cape
- ave** wave, cave, Dave, save




UNIT

2

-ame -ane -ate 14

- ame** same, name, game, fame
- ane** cane, mane, lane
- ate** gate, date, late, hate



UNIT

3

-ike -ime -ine -ite 22

- ike** bike, like, hike, Mike
- ime** lime, dime, time
- ine** nine, mine, pine, line
- ite** kite, bite



UNIT

4

-ide -ipe -ire -ive 30

- ide** ride, hide, wide
- ipe** wipe, pipe, ripe
- ire** wire, fire, tire
- ive** five, hive, dive




Review 1 (Units 1-4) 38

UNIT
5

-obe -one -ose -ote 42

- obe** robe
- one** bone, cone, alone
- ose** rose, nose, hose
- ote** note, vote



UNIT
6

-oke -ole -ope -ore 50

- oke** poke, joke
- ole** mole, hole, sole, pole
- ope** hope, rope
- ore** sore, more, bore, core



UNIT
7

-ube -une -use 58

- ube** tube, cube
- une** dune, June, tune
- use** fuse



UNIT
8

-ule -ure -ute 66

- ule** mule, rule
- ure** cure, lure, pure
- ute** cute, mute



Review 2 (Units 5-8) 74

Test 78

Glossary 82



Scan for Audio

NEW SOUNDS



Scan and Watch



Listen, point, and repeat. Track 02

c + ake = c ake



t + ape = t ape



w + ave = w ave



Chant!



Let's chant! Listen, point, and repeat. Track 03



Listen, point, and repeat. Track 04

1  tap → tape



2  cap → cape



Chant!



Let's chant! Listen, point, and repeat. Track 05

NEW WORDS



 Listen to the words first. Then, say and write. Track 06

-ake



c ake

c ake



b ake



r ake



l ake

-ape



t ape



c ape

-ave



w ave



c ave



D ave




s ave




Listen and circle the picture you hear. **Track 07**


1  

2  

3  

4  

5  

6  




Look at the picture and complete the word.

1 


c	a	p
---	---	---

2 

	a	
--	---	--



	a		e
--	---	--	---



	a		e
--	---	--	---

3 

	a		e
--	---	--	---

4 

	a		e
--	---	--	---



	a		e
--	---	--	---



	a		e
--	---	--	---


 Circle and write the correct word.

1  **cape** tape

cape

2  lake cake

3  cave save

4  Dave wave



 Match the words to the pictures.

- 1
wave
- 2
rake
- 3
tape
- 4
cape
- 5
save



WRAP-UP

 Listen and circle the picture you hear. Track 08



 Read and match. Then, write the sentence.

1 The girl has a red cape.

The girl has a red cape.



2 The kid is in the lake.



3 The cape has a rip.

