


B B C

Speak out

3RD EDITION

A1



Frances Eales | Steve Oakes

Student's Book and eBook

with **Online Practice**



B B C

Speak < out

3RD EDITION



Student's Book and eBook

CONTENTS

LESSON	GRAMMAR/FUNCTION	VOCABULARY	PRONUNCIATION
--------	------------------	------------	---------------

LEAD-IN p6

1 welcome! **B B C** VLOGS | Where are you from?

1A	Hello p8	Present simple <i>be: I, you</i>	Hello and goodbye; countries and nationalities	Intonation in greetings
1B	Two jobs p10	Present simple <i>be: he, she, it</i>	Jobs	Word stress in jobs
1C	Checking in p12	How to ... ask and answer simple questions	The alphabet	The alphabet
1D	What's your name? p14	Singular and plural nouns; <i>a, an; have, has</i>	Common objects	

UNIT 1 REVIEW p16 **SOUNDS AND SPELLING** syllables, stress and /ə/, /s/, /z/, /ɪz/ in plurals

2 people **B B C** VLOGS | Where are you now?

2A	Where are they? p18	Present simple <i>be: we, you, they</i>	Numbers 11–100; common adjectives (1)	Word stress in numbers
2B	Family and friends p20	Possessive adjectives	Family; people	Syllables
2C	Small talk p22	How to ... have short conversations	Feelings	Stress in phrases FUTURE SKILLS Self-management
2D	Best Home Cook p24	<i>wh-</i> questions + <i>be</i>		

UNIT 2 REVIEW p26 **SOUNDS AND SPELLING** short and long sounds (1): /ɪ/, /i:/, /ʊ/, /u:/; /w/ and /h/ in question words

3 things **B B C** VLOGS | What's your favourite thing?

3A	Favourites p28	Possessive 's	Things; colours	Possessive 's
3B	What's on your desk? p30	Present simple <i>have + yes/no</i> questions (<i>I, you, we, they</i>)	Desk objects	Sentence stress
3C	How much is it? p32	How to ... shop for clothes	Clothes	Intonation
3D	Shopping p34	Likes, dislikes and opinions	Shops	

UNIT 3 REVIEW p36 **SOUNDS AND SPELLING** voiced and unvoiced consonants (1): /p/ and /b/, /k/ and /g/, /t/ and /d/; sounds at t

4 every day **B B C** VLOGS | What's your favourite meal of the day – breakfast, lunch or dinner?

4A	Time for lunch! p38	Adverbs of frequency	Food and drink	Word stress
4B	A day in the life p40	Present simple: regular verbs (<i>he, she, it</i>)	Everyday activities (1); telling the time	Third person -s
4C	Can I have ... ? p42	How to ... order in a café	Café words	Intonation in <i>or</i> phrases
4D	Earth From Space p44	Present simple: <i>yes/no</i> questions (<i>he, she, it</i>)		

UNIT 4 REVIEW p46 **SOUNDS AND SPELLING** short vowels: /e/, /æ/, /ʌ/; *does*: /dʌz/ or /dəz/?

READING

LISTENING/VIDEO

SPEAKING

WRITING

		Understand people saying 'hello'	Introduce yourself	Write a chat message to introduce yourself; use capital letters, full stops and question marks
Read an article about people with two jobs			Talk about people and their jobs	
		Understand people asking and answering simple questions	Ask and answer simple questions FUTURE SKILLS Self-management	
		B B C Street Interviews about what's in your bag	Talk about what's in your bag	Write a lost and found post

Read a blog about two people			Talk about groups of people	
		Understand someone talking about their family around the world	Talk about your friends and family	Write a description of a photo; use <i>and</i>
		Understand short conversations	Have short conversations	
		B B C Programme <i>Best Home Cook</i>	Ask about three people	Write a message about a friend

Read a blog about people's favourite things			Talk about people's things	Write about favourite things; use <i>and, but</i>
		Understand a radio phone-in about people's desks	Talk about your desk FUTURE SKILLS Collaboration	
		Understand conversations about shopping for clothes	Have shopping conversations	
		B B C Street Interviews about people's shopping habits	Ask and answer questions	Write a personal profile

the end of words

		Understand people from different countries talking about lunch	Talk about food	Write an email to a friend
Read an article about an influencer's daily routine			Ask and answer about your daily routine	
		Understand conversations in a café	Order in a café	
		B B C Programme <i>Earth From Space</i>	Ask about someone's routine	Write a quiz

CONTENTS

LESSON	GRAMMAR/FUNCTION	VOCABULARY	PRONUNCIATION
5 action B B C VLOGS Tell me about your job.			
5A p48	Object pronouns	Common verbs (1) FUTURE SKILLS Self-management	Linking with object pronouns
5B p50	<i>can</i> for ability	Verbs of ability	<i>can</i> : weak and strong forms
5C p52	How to ... make requests and offers	Common adjectives (2)	Weak forms: <i>could you</i>
5D p54	Ordinal numbers; dates	Months	

UNIT 5 REVIEW p56 **SOUNDS AND SPELLING** voiced and unvoiced consonants (2): /f/ and /v/, /θ/ and /ð/; silent e (1): /ɪ/ to /aɪ/

6 where? B B C VLOGS Where are you and what can you see?			
6A p58	Prepositions of place	Rooms and furniture FUTURE SKILLS Self-management	Sentence stress
6B p60	<i>there is, there are</i>	Places in town (1)	Linking with <i>there</i>
6C p62	How to ... ask where a place is	Places in town (2); signs in buildings	Weak forms with <i>to, of</i> and <i>the</i>
6D p64	<i>the</i>		

UNIT 6 REVIEW p66 **SOUNDS AND SPELLING** voiced and unvoiced consonants (3): /s/ and /z/, /ʃ/ and /ʒ/; /tʃ/ and /dʒ/

7 healthy lives B B C VLOGS Do you eat healthy food?			
7A p68	Present simple: <i>wh</i> - questions	Everyday activities (2)	Sentence stress
7B p70	<i>was, were</i>	Common adjectives (3)	Weak and strong forms: <i>was, were</i>
7C p72	How to ... say you're not well	Parts of the body	Word stress
7D p74	Imperatives	Sports and exercise	

UNIT 7 REVIEW p76 **SOUNDS AND SPELLING** consonants: /b/, /v/, /w/, /l/ and /r/; silent e (2): /æ/ to /eɪ/

8 time out B B C VLOGS How was your last holiday?			
8A p78	Past simple: regular verbs	Common verbs (2)	- <i>ed</i> endings
8B p80	Past simple: irregular verbs	Free-time activities; time phrases	Silent letters: <i>didn't</i>
8C p82	How to ... buy a travel ticket	Transport and tickets	Word stress in prices
8D p84	<i>want, would like</i>		

UNIT 8 REVIEW p86 **SOUNDS AND SPELLING** short and long sounds (2): /æ/, /ɑ:/, /ɒ/, /ɔ:/, /ə/ and /ɜ:/; silent e (3): /ɒ/ to /əʊ/

WRITING BANK p88 **GRAMMAR BANK** p92 **VOCABULARY BANK** p124 **COMMUNICATION BANK** p140

	READING	LISTENING/VIDEO	SPEAKING	WRITING
	Read a text about a good colleague		Talk about people	Write about a good friend; use pronouns
		Understand everyday conversations	Do a quiz and talk about your abilities	
		Understand people making requests and offers	Make requests and offers	
		B B C Street Interviews about birthdays	Talk about your birthday	Write about your birthday
	Read an article about lost things		Say where things are	
		Understand people talking about their neighbourhood	Talk about your perfect town	Write a post about your area; use commas
		Understand conversations about finding a place	Ask where a place is	
		B B C Programme <i>The Travel Show</i>	Talk about six hours in a city	Describe a city tour
		Understand a podcast about things that make people happy and healthy	Ask about everyday activities	Write an online post; punctuation
	Read an article about people's childhood heroes		Ask about famous people FUTURE SKILLS Collaboration	
		Understand conversations about not feeling well	Have conversations about health problems	
		B B C Street Interviews about keeping fit	Do a sport and exercise survey	Write a Top Tips post
		Understand someone talking about a weekend break	Talk about past actions	
	Read a group chat about people's weekends		Talk about past activities FUTURE SKILLS Communication	Write a group chat; linkers: <i>and, but, then</i>
		Understand conversations about buying travel tickets	Ask for travel information	
		B B C Programme <i>Kodo drummers</i>	Talk about something you want to try	Complete a questionnaire

LEAD-IN



VOCABULARY

international English

1 A Match the photos (A–F) with the words in the box.

a bus a coffee a park a photo
a pizza a restaurant

B **L.01** | Listen and repeat.

C Work in pairs. Write five more English words that you know.

D Check your ideas in the Vocabulary Bank.

page 124 **VOCABULARY BANK** international words

numbers 0–10

2 A Write the words in the box next to the numbers.

eight five four nine one seven
six ten three two zero

- | | |
|---------------------|----------|
| 0 <u>zero</u> | 6 |
| 1 | 7 |
| 2 | 8 |
| 3 | 9 |
| 4 | 10 |
| 5 | |

B **L.02** | Listen and check. Then listen again and repeat.

C **L.03** | Listen and write the numbers.

D Work in pairs. Student A: Say a number. Student B: Say the next number.

- A: Five.
B: Six! ... Nine.
A: Ten!

days of the week

3 A Number the days in the correct order.

- Friday
Monday 1
Wednesday
Saturday
Thursday
Sunday
Tuesday

WEEKLY PLAN						
MON	TUE	WED	THU	FRI	SAT	SUN

B **L.04** | Listen and check. Then listen again and repeat.

C Work in pairs. Cover the words in Ex 3A.

- Say five weekdays. **Monday ...**
- Say two weekend days.

classroom language

4 A Complete the conversations with the words in the box.

don't English know page repeat
thank understand ~~what's~~

Lin: Franco, ¹ what's 'lápiz' in English?

Franco: I don't ²

Lin: Jo, what's 'lápiz' in ³

Jo: It's a pencil.

Lin: ⁴ you!

Jo: It's on ⁵ nine.

Stefan: I ⁶ understand. Can you ⁷ that, please?

Jo: Yes. Page nine. The page in the book. Six, seven, eight, nine ...

Stefan: OK, I ⁸ Thank you.

B **L.05** | Listen and check. Then listen again and say the sentences with the speakers.

C Learn and practise. Go to the Vocabulary Bank.

page 124 **VOCABULARY BANK** classroom language



welcome! 1



VLOGS

Q: Where are you from?

1 Read the question.

2 Watch the video. How many speakers are from England?

GSE LEARNING OBJECTIVES

- 1A LISTENING** | Understand people saying 'hello': hello and goodbye
Introduce yourself: present simple *be*: *I, you*; countries and nationalities
Pronunciation: intonation in greetings
Write a chat message to introduce yourself; use capital letters, full stops and question marks
- 1B READING** | Read about people with two jobs: jobs
Pronunciation: word stress in jobs
Talk about people and their jobs: present simple *be*: *he, she, it*
- 1C HOW TO ...** | ask and answer simple questions: the alphabet
Pronunciation: the alphabet
- 1D BBC STREET INTERVIEWS** | Understand street interviews about what's in your bag: common objects
Talk about what's in your bag: singular and plural nouns; *a, an; have, has*
Write a lost and found post

1A Hello

GRAMMAR | present simple *be: I, you*

VOCABULARY | hello and goodbye; countries and nationalities

PRONUNCIATION | intonation in greetings



LISTENING

1 A **1.01** | Listen and match the conversations (1 and 2) with the photos (A and B).

B Work in pairs. Match the names with the countries and cities.

name	country	city
James	the UK	Beijing
Sonia	Canada	Toronto
Jack	China	Manchester
		Shanghai
		Vancouver
		London

C **1.01** | Listen again and check.

GRAMMAR

present simple *be: I, you*

2A Complete the sentences with *am*, *'m* or *are*.

- James: Are you a student?
 Sonia: Yes, I am. ¹..... you?
 James: Yes, I ²..... What's your name?
 Sonia: I'm Sonia.
 James: I ³..... James.

B Learn and practise. Go to the Grammar Bank.

page 92 **GRAMMAR BANK**

3A Complete the conversation.

- A: Hello, I ¹.....'m..... Shanaya.
 B: Hi, Shanaya, ².....'m Ben. Nice to meet you.
 A: You too. Where ³..... you from, Ben?
 B: ⁴.....'m from Germany.
 A: Oh, where in Germany?
 B: From Berlin.
 A: ⁵..... you a student here?
 B: Yes, I ⁶..... Are ⁷..... from the UK, Shanaya?
 A: No, I'm ⁸..... I ⁹..... from India.

B **1.02** | Listen and check.

C Complete the sentence about you.

I'm I'm from in
 (first name) (city) (country)

D Work in pairs. Say your name, country and town or city. Use Ex 3A to help you.

- A: Hello, I'm ...
 B: Hi, I'm ...

VOCABULARY

hello and goodbye

4 Look at the pictures. Complete 1–10 with the greetings in the box.

Bye Good afternoon Goodbye Good evening
 Good morning Good night Hi Hello Hey See you



- 1 Hello
- 2
- 3



- 4
- 5



6



- 7
- 8
- 9



10

PRONUNCIATION

5A **1.03 | intonation in greetings** | Listen. Match the conversations (1 and 2) with the pictures (A and B).



- B** Work in pairs. Student A: Say a word or phrase from Ex 4. Student B: Is it picture A or B?
- C** Work in a different pair. Say hello. Say your name, country, city or town. Then say goodbye. Use friendly intonation.
 - A: Good morning. I'm Claudia. I'm from Brazil, from Rio de Janeiro.
 - B: Hello. Nice to meet you. I'm ...

SPEAKING

6 Work in pairs and write five countries. Then check your ideas in the Vocabulary Bank.

▶ page 125 **VOCABULARY BANK**
 countries and nationalities

7A Choose a country and a city from the country.

Japan – Kyoto

B Work in groups and take turns. Guess the city.

- A: Where are you from?
- B: I'm from Japan.
- A: Oh you're Japanese. Are you from Tokyo?
- B: No, I'm not.
- C: Are you from Osaka?

WRITING

write a chat message to introduce yourself; use capital letters, full stops and question marks

Hi, I'm Berna Sadik. I'm Turkish.

Hi, Berna. I'm Carmen. Are you in Turkey now?

8A Work in pairs and look at the chat messages. Are Berna and Carmen friends?

B Write a chat message to introduce yourself. Go to the Writing Bank.

▶ page 88 **WRITING BANK**



1B Two jobs

GRAMMAR | present simple *be*: *he, she, it*

VOCABULARY | jobs

PRONUNCIATION | word stress in jobs



VOCABULARY

jobs

1 A Work in pairs and look at the photos (A–D). What are the jobs?

B Match the photos (A–D) with the jobs (1–5). Which job is not in the photos?

- 1 a doctor
- 2 a teacher
- 3 a waiter
- 4 a taxi driver
- 5 a singer

PRONUNCIATION

2 A  1.04 | **word stress in jobs** | Listen and underline the stressed syllable. Then listen and repeat.

a doctor

B Learn and practise. Go to the Vocabulary Bank.

 page 125 **VOCABULARY BANK** jobs


3 Work in pairs. Mime or draw a job. Guess your partner's job.

A: Are you a football player?

B: No, I'm not.

A: Are you a bus driver?

B: Yes, I am.



READING

4A Read the text. Match the people with the photos in Exercise 1A.

B Complete the table.

name	job in the week	job at the weekend	happy or not?
Carol Harris			
Silvio Rossi			

Weekend work

From Monday to Friday, Carol Harris is 'Doctor Harris'. She's a doctor at a hospital in New York City. 'The job is good, but it's difficult,' she says. 'But the weekend ... the weekend is good!' At the weekend she isn't Doctor Harris, she's a singer at a club. 'I'm happy with two jobs,' she says. 'One job in the week and one at the weekend!'

Silvio Rossi is from Rome, Italy. 'I'm a taxi driver here in New York. The job is good and the money is OK,' he says. On Saturday and Sunday, Silvio is a waiter at a restaurant. Is he happy with two jobs? 'Yes, I am. I'm very happy,' he says, 'and New York is a great city.'

D



GRAMMAR

present simple **be: he, she, it**

5A Underline the verb *be* in the sentences.

- From Monday to Friday, Carol Harris is 'Doctor Harris'.
- She's a doctor at a hospital in New York City.
- At the weekend she isn't Doctor Harris, she's a singer at a club.
- The job is good.
- Is he happy with two jobs?

B Complete the rules.

- For the positive (+), we use *he/she* ¹ is or 's.
- For the negative (-), we use *he/she* ² isn't.
- For questions (?), we use ³ is *he/she*?

C Learn and practise. Go to the Grammar Bank.

▶ page 93 **GRAMMAR BANK**

6A Complete the conversations with the sentences (a-c).

- A: This is Kevin.
 B: Kevin is a British name. Is he from the UK?
 A: ¹

B: Is he a friend?
 A: ²

B: Is Busan in China?
 A: ³

a No, it isn't. It's in South Korea.
 b Yes, he's a good friend.
 c No, he isn't. He's from Busan.
- A: This is my friend Jane.
 B: Where's she from?
 A: ⁴

B: Where's Canberra?
 A: ⁵

B: Is she a student?
 A: ⁶

a No, she isn't. She's a nurse.
 b She's from Canberra.
 c It's in Australia.

B Work in pairs. Practise the conversations in Ex 6A.

SPEAKING

- Work in pairs. Practise asking about people. Student A: Go to page 140. Student B: Go to page 143.
- Work in pairs and take turns. Student A: Show Student B a photo of a friend. Student B: Ask questions.
 A: This is Stefan. B: Is he Polish?

1C Checking in

HOW TO ... | ask and answer simple questions

VOCABULARY | the alphabet

PRONUNCIATION | the alphabet



VOCABULARY

the alphabet

1 A Work in pairs. Do you know how to say 1–6?

1 BBC 2 EU 3 OK 4 UK 5 USA 6 www

B 1.05 | Look at the letters. Listen and repeat.

Aa	Bb	Cc	Dd
Ee	Ff	Gg	Hh
Ii	Jj	Kk	Ll
Mm	Nn	Oo	Pp
Qq	Rr	Ss	Tt
Uu	Vv	Ww	Xx
Yy	Zz		

PRONUNCIATION

2 A | the alphabet | Complete the table with letters with the same sound.

sound	letter
name /eɪ/	¹ A <u>H</u> _ K
three /i:/	² B _ D _ G P _ V
ten /e/	³ F L _ N _ X _
nine /aɪ/	⁴ I _
no /əʊ/	⁵ O
you /u:/	⁶ Q U _
car /ɑ:/	⁷ R

B 1.06 | Listen and check. Then listen again and repeat.

3 A Work in pairs. Say the letters.

- | | |
|--------|-------|
| 1 ASAP | 5 IQ |
| 2 VIP | 6 LOL |
| 3 FAQ | 7 PS |
| 4 FYI | 8 SOS |

B Work in pairs. Student A: Go to pages 124–125. Find and spell five words. Student B: Listen and write the words. Student A: Check the spelling.

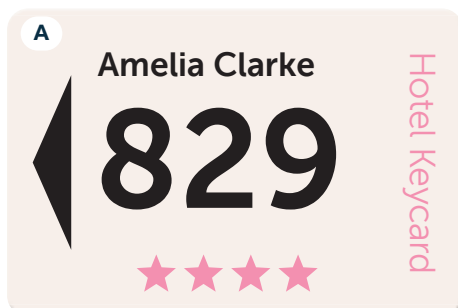
A: u-n-i-v-e-r-s-i-t-y

How to ...

ask and answer simple questions

4A Look at the pictures (A–C). Find examples of the things in the box.

first name surname address phone number



B **1.07** | Listen and match the conversations (1–3) with the pictures (A–C).

C **1.07** | Listen again. Correct the mistake with a name or a number on each card in Ex 4A.

5A Complete the conversations with the words in the box.

first name phone repeat spell surname ~~what's~~

- 1 A: What's your name?
B: Imogen Menzie.
- 2 A: How do you your surname?
B: M-E-N-Z-I-E.
- 3 A: Great. And what's your number?
B: It's 9-1-3-8-4-5-6-6-0.
A: Sorry, can you that, please?
- 4 A: What's your ?
B: It's Clarke.
- 5 A: What's your ?
B: Amelia.

B **1.08** | Listen and check.

C Learn and practise. Go to the Grammar Bank.

page 94 **GRAMMAR BANK**

6 Work in pairs. Practise asking and answering simple questions.
Student A: Go to page 145. Student B: Go to page 148.

SPEAKING

7A Complete the conversation with the words and phrases.

Just a moment

Perfect

Sorry

Thank you

That's right

Receptionist: 1. Just a moment.
L-O-P-A-Z?

Eduardo: No, L-O-P-E-Z.

Receptionist: 2., L-O-P-E-Z?

Eduardo: 3.

Receptionist: And your first name ...
E-D-U-A-R-D-O?

Eduardo: 4.

Receptionist: OK, Eduardo. Here's your student card.

Eduardo: 5.!

Receptionist: No problem.

B Check your answers in Audioscript 1.07 on page 162.

C Read the Future Skills box and do the task.

FUTURE SKILLS Self-management



Learn short phrases (e.g. *Perfect!* *That's right.*) and write them in your notebook. Use three of them in Ex 7D.

D Ask two students for their personal information. Then complete the forms.

First name:

Surname:

Phone number:

City:

First name:

Surname:

Phone number:

City:

1D **B B C** Street Interviews

What's your name?

GRAMMAR | singular and plural nouns; *a, an; have, has*

SPEAKING | talk about what's in your bag

WRITING | write a lost and found post



A



E

PREVIEW

1 A Work in pairs. Look at the pictures. What's in the bags?



B Learn and practise. Go to the Vocabulary Bank.

▶ page 126 **VOCABULARY BANK**
common objects

VIEW

2A ▶ Watch the first part of the video. Number the speakers in the photos (A–I) in the order you see them.

H 1, A 2

B ▶ Watch again and correct the spelling mistake in four of the names.

- | | | |
|-----------|----------|---------|
| 1 William | 4 Sharon | 7 Beba |
| 2 Rachel | 5 Ian | 8 Lajan |
| 3 Chris | 6 Simnit | 9 Tom |

3A ▶ Watch the second part of the video. Match the bags in Ex 1A (A and B) with the correct speakers (A–I).

B Work in pairs. Match the sentences with the correct photos (A–I).

- In my bag I have my phone and my wallet.
- I have a bottle of water. I have my purse, my keys.
- I have my laptop and two books.
- I have an umbrella, my mobile phone and my purse.
- I have a bottle of water, a notebook and a banana.
- I have a sandwich in my bag.

C ▶ Watch again and check.

GRAMMAR

singular and plural nouns; *a, an; have, has*

4A Complete the sentences with *a, an, have* or *has*.

- I have umbrella, my mobile phone and my purse.
- I a bottle of water, notebook and banana.
- I sandwich in my bag.
- I my laptop and two books.
- Biba a phone and a wallet.

B Learn and practise. Go to the Grammar Bank.

▶ page 95 **GRAMMAR BANK**



Q1: What's your name and how do you spell it?

Q2: What's in your bag?