

B B C

Speak out

3RD EDITION

A2



Frances Eales | Steve Oakes

Student's Book and eBook

with **Online Practice**



B B C

Speak < out

3RD EDITION



Student's Book

CONTENTS

LESSON	GRAMMAR/FUNCTION	VOCABULARY	PRONUNCIATION	
LEAD-IN p6				
1 me and you B B C VLOGS Who are you?				
1A	Hi! p8	Present simple: <i>I, you, we, they</i>	Jobs and studies	Weak forms and linking: <i>do you</i>
1B	Same but different p10	Present simple: <i>he, she, it</i>	Common verb phrases FUTURE SKILLS Self-management	Third person -s
1C	Let's meet. p12	How to ... make suggestions	Adjectives for feelings; time phrases FUTURE SKILLS Self-management	Intonation to show interest
1D	Family and friends p14	Possessive 's, s'	Family	
UNIT 1 REVIEW p16				
2 lifestyle B B C VLOGS What food do you like and dislike?				
2A	Can't live without it p18	Countable and uncountable nouns; <i>a, an, some, any</i> FUTURE SKILLS Self-management	Food and drink	The weak /ə/ sound: <i>a, an, some</i>
2B	Your lifestyle and you p20	Adverbs and phrases of frequency	Everyday activities	Linking
2C	Eating out p22	How to ... order a meal in a restaurant	Restaurant words	Polite intonation FUTURE SKILLS Communication
2D	The Indian Relay p24	<i>like, hate, love + -ing</i>		
UNIT 2 REVIEW p26				
3 home B B C VLOGS Do you ever have visitors staying in your home?				
3A	Come in. p28	<i>this, that, these, those; here, there</i>	Rooms and furniture	/ɪ/ and /i:/
3B	Too much stuff p30	<i>have got</i>	Common adjectives (1) FUTURE SKILLS Self-management	Sentence stress
3C	What can I bring? p32	How to ... make invitations and offers	Social phrases	Rhythm in phrases
3D	Your neighbourhood p34	<i>there is, there are</i>		
UNIT 3 REVIEW p36				
4 this world B B C VLOGS Do you enjoy quizzes?				
4A	What a decade! p38	Past simple of <i>be</i> : <i>was, were</i>	Time phrases (1) and dates	Weak and strong sounds: <i>was, were</i>
4B	Life in numbers p40	<i>how much, how many; how + adjective</i>	Amounts; numbers	Intonation to check understanding
4C	Where can I get ...? p42	How to ... get help in shops	Shops and shopping FUTURE SKILLS Self-management	Linking
4D	Sakura time p44	<i>should, shouldn't</i> ; imperatives	Weather and seasons	
UNIT 4 REVIEW p46				

	READING	LISTENING/VIDEO	SPEAKING	WRITING
		Understand people introducing other people	Introduce and talk about yourself	Write a personal profile; use capital letters
	Read an article about twin brothers who are very different		Talk about a friend or a family member	
	Understand text messages between friends		Make suggestions MEDIATION SKILLS Make a free-time plan together	
		B B C Street Interviews about people and their families	Talk about people in your life	Describe five people in your life
		Understand people talking about food	Talk about food shopping and eating habits	Write an online comment; use linking words: <i>and, but, or</i>
	Read and do a lifestyle quiz		Discuss what is important in your life	
	Read an article about online photos of food		Order a meal in a restaurant	MEDIATION SKILLS Help someone understand a pizza menu
		B B C Programme <i>Mountain: Life at the Extreme</i>	Talk about a special event	Describe an event
		Understand someone talking about their apartment		Write a description of a home for a website; use commas
	Read about how to 'say goodbye' to clutter		Talk about and describe objects in your home	
	Read and do a questionnaire about how to be a good guest		Accept invitations FUTURE SKILLS Social responsibility	MEDIATION SKILLS Give advice to a friend about your country
		B B C Street Interviews about where people live	Talk about your local area	Write an email about your local area
		Listen to a podcast about events in the 2010s	Talk about a time in your life	Write about a special time; use time phrases
	Read an article with fun facts about numbers		Ask and answer questions about world number facts FUTURE SKILLS Communication	
	Understand text messages between friends		Get help in a shoe shop MEDIATION SKILLS Buy something for a friend	
		B B C Programme <i>Springwatch in Japan</i>	Talk about a good time to visit	Write an email about the best time to visit

CONTENTS

LESSON	GRAMMAR/FUNCTION	VOCABULARY	PRONUNCIATION
5 the past B B C VLOGS When you were a child, what was your favourite thing/place/food/music? Why?			
5A Then and now p48	Past simple: regular verbs	Time phrases (2)	-ed ending of regular verbs
5B What went wrong? p50	Past simple: irregular verbs; <i>wh</i> - questions	Life events	Irregular verbs
5C Sorry I'm late. p52	How to ... apologise and make excuses	Excuses; saying the time	Intonation for apologising
5D My weekend was ... p54	Adjectives and modifiers		
UNIT 5 REVIEW p56			
6 out and about B B C VLOGS Where do you spend time when you are in town?			
6A Meet me in town. p58	Present continuous	Clothes and appearance	Weak form of <i>are</i>
6B My way p60	Comparative adjectives	Common adjectives (2); transport collocations	Sentence stress
6C Getting around p62	How to ... give directions	Places	Stress to correct information
6D Cities: nature's new wild p64	Prepositions and adverbs of movement		
UNIT 6 REVIEW p66			
7 work B B C VLOGS What job would you most like to do?			
7A Odd jobs p68	Articles: <i>a, an, the</i> , zero FUTURE SKILLS Self-management	Skills and qualities	Weak forms: <i>a, an, the</i>
7B An extra day p70	Present simple and present continuous	Phrasal verbs	Connected speech, the /t/ sound
7C I'm calling to check ... p72	How to ... phone for information	Phoning	Friendly intonation
7D Would you like to ...? p74	Verbs and <i>to</i> infinitive		
UNIT 7 REVIEW p76			
8 travellers B B C VLOGS What place in the world would you most like to visit?			
8A Trip advice p78	Superlative adjectives	Describing places	- <i>t</i> in superlatives
8B Surprise travel p80	<i>be going to</i>	Travel activities	Weak form of <i>to</i>
8C At a hotel p82	How to ... make requests and offers in a hotel FUTURE SKILLS Social responsibility	Hotel language; hotel rooms	The contraction 'll
8D Arctic Academy p84	Adverbs of manner		
UNIT 8 REVIEW p86			
WRITING BANK p88 GRAMMAR BANK p96 VOCABULARY BANK p130 COMMUNICATION BANK p146			

	READING	LISTENING/VIDEO	SPEAKING	WRITING
	Read an article about big life changes		Discuss your life 'then and now'	
		Understand people talking about events that went wrong	Describe an important life event	Write a mini-bio; use linking words: <i>after that, then, next</i>
	Read a short article about excuses in the digital age		Apologise and make excuses FUTURE SKILLS Social responsibility MEDIATION SKILLS Help a friend to tell a story	
		B B C Street Interviews about what people did at the weekend	Talk about last weekend	Write about a recent activity
		Understand someone describing a person	Describe people and what they are doing in a picture	Write a description of a group photo
	Read an article about unusual ways to get to work		Discuss journeys by different forms of transport	
	Read a leaflet about Dublin		Give and follow directions FUTURE SKILLS Communication	MEDIATION SKILLS Help a group make a plan
		B B C Programme <i>Cities: Nature's New Wild</i>	Talk about an experience	Write about an experience
	Read an article about interesting jobs		Talk about jobs that fit people in your class	
		Listen to a podcast about volunteer work	Discuss and choose volunteer jobs FUTURE SKILLS Collaboration	Write a blog post; use example language
		Understand an automated message	Phone to ask for or give information	MEDIATION SKILLS Give someone the information they need
		B B C Street Interviews about people's skills	Do a survey	Write a summary of a survey
	Read a discussion forum about travel		Talk about a good city to visit and the best things to do there	
		Understand a podcast about surprise travel	Interview someone and suggest a trip for them	Write a description of a trip; use linking words: <i>so, because</i>
	Read an article about hotel guests' questions		Make requests and offers in a hotel MEDIATION SKILLS Discuss a short story	
		B B C Programme <i>Arctic Academy</i>	Talk about a difficult trip	Write about a trip

VOCABULARY REVIEW

1 A Work in pairs. Put the words in the box in the correct group.

17 G notebook purple the UK Thursday

- 1 everyday objects:
- 2 colours:
- 3 countries:
- 4 numbers:
- 5 days of the week:
- 6 the alphabet:

B Work in pairs. Add three or more words to each group.

C Check your ideas in the Vocabulary Bank.

▶ pages 130–132 **VOCABULARY BANK**
everyday objects, colours, nationalities and countries, the alphabet, days of the week, numbers 1–100

GRAMMAR REVIEW

subject pronouns and *be*; object pronouns and possessive adjectives

2 A Look at the photos. Complete the sentences with the words in the box. You do not need three of the words.

Her He's him his It's She's them They're

B **L.01** | Listen and check.

C Learn and practise. Go to the Grammar Bank.

▶ pages 96–97 **GRAMMAR BANK**

question words

3 A Choose the correct word to complete the questions.

- 1 How's / What's your name?
- 2 Where / Who are you from?
- 3 How / Why are you today?
- 4 What's / Who's your favourite actor?
- 5 When's / Where's your birthday?
- 6 Why / What are you here?

B Work in pairs. Take turns to ask and answer the questions.

C Learn and practise. Go to the Grammar Bank.

▶ pages 96–97 **GRAMMAR BANK**

classroom language

4 A Complete the sentences with the words in the box.

again How ~~mean~~ page understand

- 1 A: What does 'singular' mean ?
B: It means one thing, not many, for example 'a car' not 'two cars'.
- 2 A: do you spell it?
B: s - i - n - g - u - l - a - r.
- 3 A: 'Work together?' I don't
B: It means work with another student.
- 4 A: Sorry, could you say that, please?
B: Yes, the homework is Exercise 7.
- 5 A: Sorry, which is it?
B: Thirty-five.

B **L.02** | Listen and underline the main stressed word in Speaker A's sentences.

C **L.02** | Listen again and say Speaker A's words with the recording.



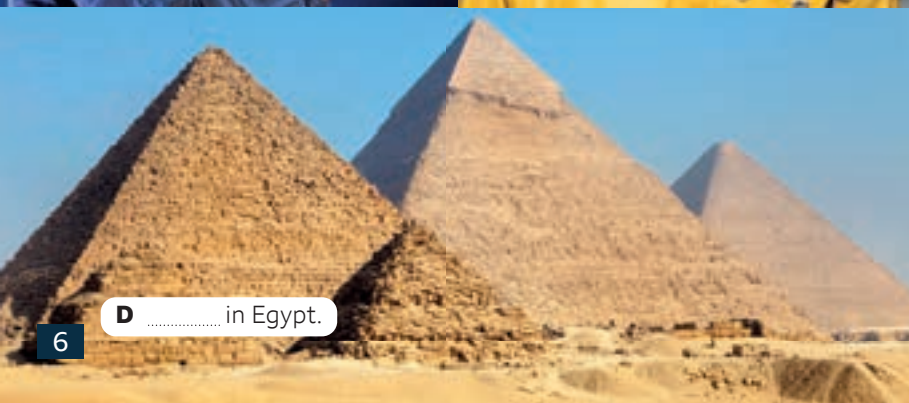
A a singer.



B name's Greta.



C She's married to



D in Egypt.



E from Italy.



me and you 1



VLOGS

Q: Who are you?

- 1 ▶ Watch the video. How many speakers say their nationality? What nationality are they?
- 2 ▶ Watch again. How many speakers say Friday is their favourite day?

GSE LEARNING OBJECTIVES

- 1A LISTENING** | Understand people introducing other people: jobs and studies
Introduce and talk about yourself: present simple: *I, you, we, they*
Pronunciation: weak forms and linking: *do you*
Write a personal profile; use capital letters
- 1B READING** | Read an article about twin brothers who are very different: common verb phrases
Talk about a friend or a family member: present simple: *he, she, it*
Pronunciation: third person -s
- 1C HOW TO ...** | make suggestions: adjectives for feelings and time phrases
Pronunciation: intonation to show interest
- 1D BBC STREET INTERVIEWS** | Understand street interviews about people and their families: family
Talk about people in your life: possessive 's, s'
Describe five people in your life

1A Hi!

GRAMMAR | present simple: *I, you, we, they*

VOCABULARY | jobs and studies

PRONUNCIATION | weak forms and linking: *do you*



A

B

LISTENING

1 Work in pairs. Take turns to ask and answer the questions.

What's your ...?

favourite music favourite café nationality favourite colour

name favourite day of the week job

A: What's your favourite café?

B: The Tea Tree. What's your job?

A: I'm a waiter. What's your nationality?

2A Work in pairs. Look at the photos and discuss the questions.

1 Where are the people?

2 Are they friends?

B **1.01** | Listen to two conversations. Match the conversations (1–2) with the photos (A–B).

1

2

C **1.01** | Listen again. How do the people respond to the sentences (1–3)? Write two answers for each sentence.

1 How are you?

2 Nice to meet you.

3 How do you know each other?

D Work in pairs. Student A: Say a sentence from Ex 2C. Student B: Say one of the answers.

A: Nice to meet you.

B: And you.

GRAMMAR

present simple: *I, you, we, they*

3A Complete the sentences with one word.

1 A: you know Gabriele?

B: No, I

2 A: you work with Pietro?

B: Yes, we together.

3 A: How do you each other?

B: Our children to the same school.

B Choose the correct phrase to complete the rule.

We use the present simple when we talk about things that are **always true / happening now**.

C Learn and practise. Go to the Grammar Bank.

page 98 **GRAMMAR BANK**

PRONUNCIATION

4A **1.02** | **weak forms and linking: *do you*** | Listen and underline the main stressed word. Notice the pronunciation of *do you* /dəjə/.

1 How do you know each other?

2 Do you have a minute?

B **1.03** | Listen and write the questions. Then listen again and underline the main stressed word in each question.

C Work in pairs. Take turns to ask and answer the questions. Remember the pronunciation of *do you*.



SPEAKING

6 Work in groups. You are at a party. Introduce yourself.

Hi, my name's Dan.

Hi, I'm Anita.

Where do you live?

What do you do?

7A Work with the class. Make a list of all the famous people you know.

B Work in groups. One student: Choose one of the famous people. Other students: Ask *yes/no* questions to guess who.

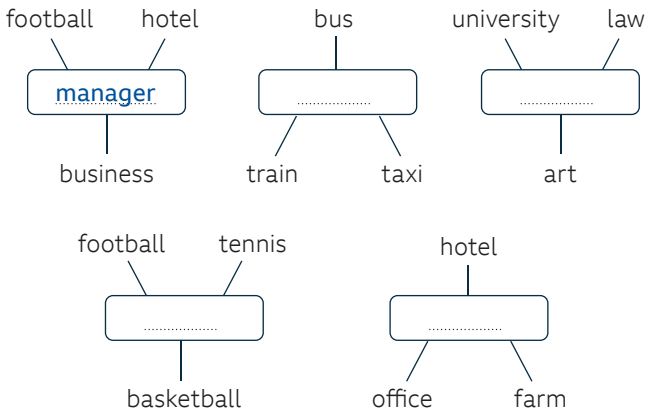
- Student 1: Are you a man? A: Yes, I am.
- Student 2: Do you come from ... ? A: No, I don't.
- Student 3: Do you work outside? A: Sometimes.
- Student 4: Are you a football player? A: No, I'm not.

VOCABULARY

jobs and studies

5A Complete the word webs with the words in the box.

driver player ~~manager~~ student worker



B **1.04** | Listen and find the jobs you hear. Then listen again and repeat the answers.

C Work in pairs and discuss the question. Which jobs in Ex 5A would you like to do? Choose three.

- A: Which jobs would you like to do?
- B: I'd like to be a train driver or a What about you?
- A: Not a train driver. Maybe a taxi driver.

D Work in pairs. Write five other jobs that you know. Check your ideas in the Vocabulary Bank.

page 133 **VOCABULARY BANK** jobs

WRITING

write a personal profile; use capital letters

8A Work in pairs. Look at the website form. Answer the questions.

- 1** This website is for people who want:
 - a a new job. b new friends.
- 2** The form asks for information about:
 - a contact details. b favourite places.
- 3** In the bio/interests, you write about:
 - a your address. b your life.

New in town?
Join **Group-Chat**
and meet new people

Complete your profile to get started!

full name

username

email

Instagram

location

bio/interests

B Write a personal profile. Go to the Writing Bank.

page 88 **WRITING BANK**

1B Same but different

GRAMMAR | present simple: *he, she, it*
VOCABULARY | common verb phrases
PRONUNCIATION | third person -s



Andy, businessman

Sam, actor

VOCABULARY

common verb phrases

1A Complete the phrases (1–8) with the words in the box.

get up go have live play study teach work

- 1 work in a theatre/for a company/from home
- 2 early/at 11/late
- 3 in a village/with friends/alone
- 4 a car/a lot of money/two sisters
- 5 Italian/hard/every day
- 6 out a lot/to bed late/running
- 7 students/at a university/English
- 8 the guitar/in a band/tennis

B Work in pairs. Student A: Close your book. Student B: Say a verb from Ex 1A. Student A: Say the words that can go with it.

C Work in pairs. Use the verb phrases in Ex 1A to ask questions. Find five things that are the same for you and your partner.

A: Do you get up early?

B: Yes, I do. I get up at seven. What about you?

A: I get up at eight or nine.

D Read the Future Skills box and do the task.

FUTURE SKILLS Self-management



Learn words that go together (collocations), and write them in groups in the same way as in Ex 1A. Think of more phrases you can make with each verb.

READING

2A Choose two people in your family. Work in pairs. Take turns to ask and answer the questions.

- 1 Who are the people?
- 2 What do they have in common?
- 3 How are they different from each other?

A: Who are the people?

B: My sister and my father.

A: What do they have in common?

B: They both play tennis.

B Look at the photos. Which phrases (1–9) do you think go with Sam (S)? Which go with Andy (A)?

- | | |
|-----------------|--------------------|
| 1 small village | 6 Chinese language |
| 2 teacher | 7 cooks at home |
| 3 tech start-up | 8 restaurants |
| 4 home office | 9 jazz |
| 5 gets up early | |

C Read the article and check your ideas.

D Read the article again. Are the statements True (T) or False (F)?

- 1 Sam has a lot of money.
- 2 Sam studies for one hour a day.
- 3 Sam cooks Chinese food with chicken in it.
- 4 Andy doesn't go out to eat alone.
- 5 The brothers don't like each other.



Identical twins?

Andy writes about life as a twin

Many brothers are very different from each other, but people think twins are exactly the same. In fact, my twin brother Sam and I are very different. It's hard to believe we come from the same family!

Sam lives in a small village and he's an actor. He also teaches drama students at university, because he doesn't have a lot of money. My life is very different. I'm the businessman in the family. I have a small tech start-up company. I work from home, from my flat near the city centre. I think his work is crazy – and he thinks mine is!

Our day-to-day life is very different. I get up early, usually for video calls with business partners in Asia. Sam gets up at about eleven. After that he studies Chinese for an hour. He loves languages! Sam is a vegetarian and he cooks at home for himself. I don't have time to cook, I go out a lot to local restaurants with friends. Sometimes Sam visits me in the city, and we go and listen to music somewhere. The problem is that Sam likes jazz – he plays the guitar in a jazz band – but I prefer indie concerts.

The great thing is that Sam and I are really good friends and we often do things together. It's funny when we are out together. People see us and say, 'Wow, am I seeing double?' I think this is probably normal for all twins.

GRAMMAR

present simple: *he, she, it*

3A Complete the sentences. Use the article to help you.

- 1 Sam in a small village.
- 2 He also drama students.
- 3 He have a lot of money.

B Look at Ex 3A and complete the rule.

We add s or to the infinitive to make the present simple. For the negative, we use + infinitive.

C Find more examples of the present simple with *he* in the article.

D Learn and practise. Go to the Grammar Bank.

▶ page 99 **GRAMMAR BANK**

PRONUNCIATION

4A **1.05** | **third person -s** | Which -s sound do you hear? Listen and put the verbs in the correct place in the table.

/s/	/z/	/ɪz/
.....	lives
.....
.....
.....
.....

B Complete the table with the third person form of the verbs in the box.

do finish go sit stay
stop study watch work

C **1.06** | Listen and check. Then listen again and repeat.

SPEAKING

5A **1.07** | Listen and write the questions.

B Work in pairs. Student A: Think about someone you know (a friend, a family member or someone from work/college). Student B: Ask questions about the person. Use the questions in Ex 5A to help you.

A: OK, my person is Maria.

B: Do you know her well?

A: Yes, she's a good friend.

B: Does she work?

A: Yes, she does. She's an engineer.

C Work in pairs and discuss the questions. What do you have in common with the person in Ex 5B? How are they different from you?

We both like music.

1C Let's meet.

HOW TO ... | make suggestions


VOCABULARY | adjectives for feelings and time phrases

PRONUNCIATION | intonation to show interest



VOCABULARY

adjectives for feelings



1 A Work in pairs and answer the questions.

- 1 What do you think the emojis (A–H) show?
- 2 Do you use emojis on social networking sites or in messages?
- 3 If yes, which ones do you use most? If no, why not?

B Match the emojis (A–H) with the adjectives in the box.

all right angry bored hungry
ill relaxed thirsty tired **A**

C Work in pairs. Which adjectives in Ex 1B have one syllable? Which have two syllables?

D 1.08 | Listen and check.

2 A Work in pairs. Student A: Point to one of the emojis. Student B: Ask *Are you ... ?*

B: Are you tired?
A: Yes, I am.

B Read the Future Skills box and answer the question.

FUTURE SKILLS Self-management



Some phrases are different in different languages. In your language, how do you say: 'I'm hungry', 'I'm thirsty', 'I'm bored'? Make a note of differences that you find between English and your language.

READING

3 A Read the messages and answer the questions.

- 1 Are they between friends or business people?
- 2 Are they to: a) give news b) make an arrangement c) say someone is late?

Chat Lisa + Eva

Hi, how are things? 09:25

I'm all right, thanks. You? 09:25

I'm bored. Do you want to do something today? 09:25

Sorry, I can't. Busy day at the restaurant. I feel really tired. What about tomorrow morning? 09:26

OK. Can we meet for a coffee? 09:26

Sure. Where? 09:26

Let's try that new café near me, Coffee Club. 09:27

What time? 09:27

How about ten? 09:28

Sure, that's fine. See you there. 09:28

B Read the messages again and complete Lisa's calendar.

Event:	1		
Date:	19 March		
Time:	2		
Add people:	3		
Add location:	4		

How to ... make suggestions

4A **1.09** | Listen to the phone conversation between Lisa and Eva. What changes do they make to their plans?

B Read the suggestions. Choose the correct word(s) to complete the sentences.

- 1 Can / Do we do something this evening?
- 2 What do / would you like to do?
- 3 What about / do you think a film?
- 4 Let's / Let me meet at the cinema.

C **1.10** | Listen and check.

D Look again at the messages in Ex 3A. Find three more suggestions.

E Learn and practise. Go to the Grammar Bank.

page 100 **GRAMMAR BANK**

PRONUNCIATION

5A **1.11** | **intonation to show interest** | Listen to the conversations (1–6). Are the people interested (+) or not interested (-)?

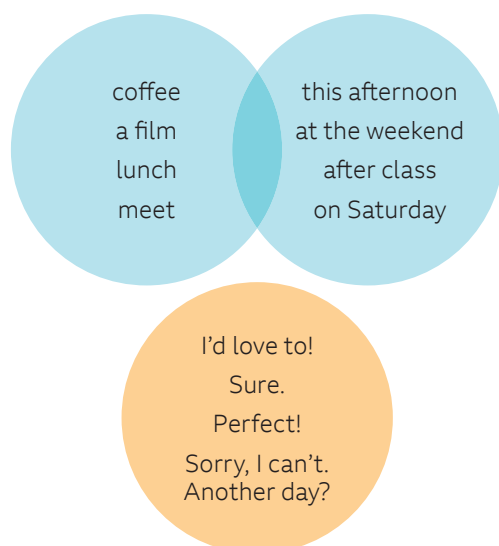
1 2 3 4 5 6

B Work in pairs.

Student A: Use the prompts to make a suggestion.

Student B: Decide if you are interested or not and reply.

Student A: Is Student B interested or not interested?



A: Let's meet for a coffee after class.

B: Sure.

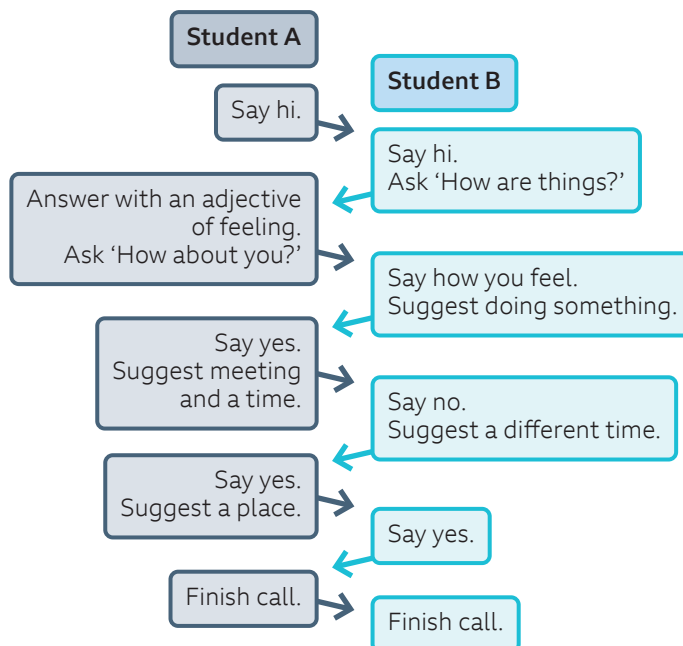
A: You're interested!

C Learn and practise. Go to the Vocabulary Bank.

page 134 **VOCABULARY BANK** time phrases

SPEAKING

6A Work in pairs. Look at the prompts and have a phone conversation.



B Close your books. Work with the class. Make suggestions to two other students. Arrange to meet. Think about an activity, a time and a place.

7 Send a message to a friend in English to arrange to do something.

MEDIATION SKILLS

asking questions to make a plan

Make a free-time plan together.

page 154 **MEDIATION BANK**



1D BBC Street Interviews

Family and friends


GRAMMAR | possessive 's, s'

SPEAKING | talk about people in your life

WRITING | describe five people in your life



Rob



Jackson

PREVIEW

- 1 A** Work in pairs. You meet someone at a party and you have one minute to introduce yourself. Look at the box. What information do you usually give?

name nationality where you live
job family interests/hobbies

- B** Match the sentences (1–5) with the topics in the box in Ex 1A.

- I'm a teacher.
- I have two brothers and two sisters.
- I'm Jack.
- I like sport.
- I'm from Italy, but I live in London.

- C** Work in pairs and introduce yourself. Give information about each topic in the box in Ex 1A.

- 2 A** Work in pairs and answer the question. How many family words do you know?

- B** Check your ideas in the Vocabulary Bank.

▶▶ page 135 **VOCABULARY BANK** family

VIEW

- 3 A** ▶ Watch the first part of the video. How many different countries do you hear?

- B** Work in pairs. What do you remember? Complete the sentences.

- Mon Zer: I work for an engineering
- Rob: Hi I'm Rob. I'm a
- Rose: I'm originally from
- Jackson: I live in London and I study film at
- Marcello: I'm from the United States and currently I'm a

- C** ▶ Watch again and check.

- 4 A** ▶ Watch the second part of the video. How many speakers have brothers?

- B** ▶ Look at the photos. Match the sentences with the people. Then watch again and check.

- My sister's name is Sarah and she lives in Hamburg.
- My sister is married with two kids.
- My mum's name is Martine and my dad's name is Daniel.
- I'm married and my wife's name is Rachel.
- I also have nine brothers and sisters.
- My parents' names are Daniel and Monica.

GRAMMAR

possessive 's, s'

- 5 A** Read the sentences then choose the correct alternative to complete the rules.

- My mum's name is Martine and my dad's name is Daniel.
- I'm married and my wife's name is Rachel.
- My parents' names are Daniel and Monica.

Rules

We use name + 's / s' for the possessive for one person.

We use name + 's / s' for the possessive for two people or more.

- B** Learn and practise. Go to the Grammar Bank.

▶▶ page 101 **GRAMMAR BANK**



B B C

Q1: Tell us about yourself.

Q2: Tell us about your family.