

Sandy Zervas

BBC

# WIDER WORLD

SECOND EDITION

Student's Book and eBook

# S

STARTER

 Pearson

 GSE  
Global Scale of English

10-25 <A1/A1

# Contents

<b>Get started!</b> <b>0</b>	<b>0.1 How do you spell that?</b> The alphabet   Spelling words/names   I'm ...   I like / He/She likes ...   This is ... pp. 6–7		<b>0.2 Numbers and colours</b> Numbers   Colours pp. 8–9	
	<b>Vocabulary</b>	<b>Grammar</b>	<b>Grammar</b>	<b>Speaking</b>
<b>Family and friends</b> <b>1</b>	<ul style="list-style-type: none"> <li>Family</li> <li>Possessive 's</li> </ul> pp. 12–13	<b>VIDEO</b> ▶ <i>It's Granny's birthday!</i> <ul style="list-style-type: none"> <li>to be affirmative</li> <li>my, your</li> </ul> pp. 14–15	<i>The Terrific Two – Dug's family album</i> <ul style="list-style-type: none"> <li>to be negative</li> <li>Countries and nationalities</li> </ul> pp. 16–17	<b>VIDEO</b> ▶ <i>Nice to meet you!</i> Introductions p. 18
<b>BBC CULTURE</b> English around the world <b>VIDEO</b> ▶ <i>This is the UK</i>				
<b>My things</b> <b>2</b>	<ul style="list-style-type: none"> <li>Clothes</li> </ul> pp. 26–27	<b>VIDEO</b> ▶ <i>That's my T-shirt!</i> <ul style="list-style-type: none"> <li>this, that, these, those</li> <li>Adjectives</li> </ul> p. 28–29	<i>The Terrific Two – Dug's new suit</i> <ul style="list-style-type: none"> <li>to be questions and short answers</li> </ul> pp. 30–31	<b>VIDEO</b> ▶ <i>What's your name?</i> Asking for personal information p. 32
<b>SET FOR LIFE</b> Collaboration Make decisions as a group <i>Great idea!</i> pp. 38–39				
<b>In the house</b> <b>3</b>	<ul style="list-style-type: none"> <li>In the house</li> </ul> pp. 42–43	<b>VIDEO</b> ▶ <i>There's a phone on the sofa!</i> <ul style="list-style-type: none"> <li>there is/there are affirmative</li> <li>Prepositions of place</li> </ul> pp. 44–45	<i>The Terrific Two – Dug and Coco</i> <ul style="list-style-type: none"> <li>there is/there are negative and questions</li> </ul> pp. 46–47	<b>VIDEO</b> ▶ <i>Where's the bathroom?</i> Having a guest p. 48
<b>BBC CULTURE</b> What do houses look like in the UK? <b>VIDEO</b> ▶ <i>Hampton Court Palace</i>				
<b>About me</b> <b>4</b>	<ul style="list-style-type: none"> <li>Face, eyes, hair</li> </ul> pp. 56–57	<b>VIDEO</b> ▶ <i>I haven't got big feet!</i> <ul style="list-style-type: none"> <li>have got affirmative and negative</li> <li>Parts of the body</li> </ul> pp. 58–59	<i>The Terrific Two – My favourite superhero!</i> <ul style="list-style-type: none"> <li>have got questions and short answers</li> </ul> pp. 60–61	<b>VIDEO</b> ▶ <i>Sorry about that!</i> Apologising p. 62
<b>SET FOR LIFE</b> Self-management Being organised <i>Keeping things tidy</i> pp. 68–69				
<b>Things I can do</b> <b>5</b>	<ul style="list-style-type: none"> <li>Action verbs</li> </ul> pp. 72–73	<b>VIDEO</b> ▶ <i>I can fix it!</i> <ul style="list-style-type: none"> <li>can affirmative and negative</li> <li>make, play, ride</li> </ul> pp. 74–75	<i>The Terrific Two – Thank you, Superdug!</i> <ul style="list-style-type: none"> <li>can questions and short answers</li> </ul> pp. 76–77	<b>VIDEO</b> ▶ <i>Let's do something fun!</i> Suggestions p. 78
<b>BBC CULTURE</b> Young London <b>VIDEO</b> ▶ <i>Free-time activities</i>				
<b>My day</b> <b>6</b>	<ul style="list-style-type: none"> <li>Daily activities</li> </ul> pp. 86–87	<b>VIDEO</b> ▶ <i>I listen to classical music.</i> <ul style="list-style-type: none"> <li>Present Simple affirmative</li> </ul> pp. 88–89	<i>The Terrific Two – Dug's busy week</i> <ul style="list-style-type: none"> <li>Adverbs of frequency</li> <li>Days of the week</li> </ul> pp. 90–91	<b>VIDEO</b> ▶ <i>The film starts at four o'clock.</i> Telling the time p. 92
<b>SET FOR LIFE</b> Environmental responsibility Repairing things or recycling them <i>Give things a new life!</i> pp. 98–99				
<b>Animals</b> <b>7</b>	<ul style="list-style-type: none"> <li>Wild animals</li> </ul> pp. 102–103	<b>VIDEO</b> ▶ <i>I don't like cats!</i> <ul style="list-style-type: none"> <li>Present Simple negative</li> <li>Pets</li> </ul> pp. 104–105	<i>The Terrific Two – Superdug's interview</i> <ul style="list-style-type: none"> <li>Present Simple questions and short answers</li> </ul> pp. 106–107	<b>VIDEO</b> ▶ <i>One ticket, please.</i> Buying a ticket p. 108
<b>BBC CULTURE</b> Pets in the UK <b>VIDEO</b> ▶ <i>London Zoo</i>				
<b>I like that!</b> <b>8</b>	<ul style="list-style-type: none"> <li>Sports</li> </ul> pp. 116–117	<b>VIDEO</b> ▶ <i>Let's go to summer camp!</i> <ul style="list-style-type: none"> <li>love I like I don't like I hate + -ing</li> <li>Object pronouns</li> </ul> pp. 118–119	<i>The Terrific Two – Dug's sports hero</i> <ul style="list-style-type: none"> <li>Question words</li> </ul> pp. 120–121	<b>VIDEO</b> ▶ <i>What's the weather like?</i> Talking about the weather p. 122
<b>SET FOR LIFE</b> Leadership Reacting to mistakes <i>I'm sorry, it's my fault!</i> pp. 128–129				

### 0.3 In the classroom

Classroom objects | Classroom language

pp. 10–11

Reading and Vocabulary	Listening and Writing	CLIL	Revision	Progress Check
<p><i>Family photo album</i> A blog post about a family</p> <ul style="list-style-type: none"> <li>Places</li> </ul> <p>p. 19</p>	<p><i>Best friends</i> Listening: A podcast about best friends Writing: A blog post about your best friend</p> <ul style="list-style-type: none"> <li>Capital letters</li> </ul> <p>p. 20</p>	<p>Art: <i>Families in Art.</i></p> <ul style="list-style-type: none"> <li>Art</li> </ul> <p>p. 21</p>	<p><b>Vocabulary Activator</b> p. 22 <b>Revision</b> p. 23</p>	<p><b>1–2 pp. 40–41</b></p> <ul style="list-style-type: none"> <li>Vocabulary and Grammar: open cloze</li> <li>Speaking: answering questions</li> <li>Listening: answering questions</li> <li>Reading: answering questions</li> <li>Writing: a short text about you and your family</li> </ul>
<p><b>Project: A digital presentation of a country pp. 24–25</b></p>				
<p><i>My things</i> An article about a gadget</p> <ul style="list-style-type: none"> <li>My things</li> </ul> <p>p. 33</p>	<p><i>My favourite things</i> Listening: A dialogue about people and their things Writing: A blog post about your favourite things</p> <ul style="list-style-type: none"> <li>Punctuation</li> </ul> <p>p. 34</p>	<p>Geometry: <i>Shapes</i></p> <ul style="list-style-type: none"> <li>Shapes</li> </ul> <p>p. 35</p>	<p><b>Vocabulary Activator</b> p. 36 <b>Revision</b> p. 37</p>	
<p><b>Project: A digital presentation of interesting or unusual houses all over the world pp. 54–55</b></p>				
<p><i>A dream house</i> A text about a skateboarder's dream house</p> <ul style="list-style-type: none"> <li>Household objects</li> </ul> <p>p. 49</p>	<p><i>My bedroom</i> Listening: Descriptions of bedrooms Writing: A blog post about your bedroom</p> <ul style="list-style-type: none"> <li>Apostrophes</li> </ul> <p>p. 50</p>	<p>Science: <i>Materials</i></p> <ul style="list-style-type: none"> <li>Materials</li> </ul> <p>p. 51</p>	<p><b>Vocabulary Activator</b> p. 52 <b>Revision</b> p. 53</p>	<p><b>1–4 pp. 70–71</b></p> <ul style="list-style-type: none"> <li>Vocabulary and Grammar: multiple choice, open cloze</li> <li>Speaking: multiple choice, describing your favourite room in your house and your favourite person in your family</li> <li>Listening: matching</li> <li>Reading: multiple matching, True/False</li> <li>Writing: a description of your favourite place</li> </ul>
<p><i>Personality quiz</i> A quiz about personalities</p> <ul style="list-style-type: none"> <li>Personality adjectives</li> </ul> <p>p. 63</p>	<p><i>Your favourite cartoon character</i> Listening: A description of favourite cartoon characters Writing: A description of your favourite cartoon character</p> <ul style="list-style-type: none"> <li>Paragraphs</li> </ul> <p>p. 64</p>	<p>Science: <i>Genes</i></p> <ul style="list-style-type: none"> <li>Adjectives</li> </ul> <p>p. 65</p>	<p><b>Vocabulary Activator</b> p. 66 <b>Revision</b> p. 67</p>	
<p><i>Sign language</i> A text about sign language</p> <ul style="list-style-type: none"> <li>Language</li> </ul> <p>p. 79</p>	<p><i>After-school clubs</i> Listening: People talking about after-school clubs Writing: An ad for an after-school club</p> <ul style="list-style-type: none"> <li>Linkers: <i>and, but</i></li> </ul> <p>p. 80</p>	<p>Music: <i>Musical instruments</i></p> <ul style="list-style-type: none"> <li>Musical instruments</li> </ul> <p>p. 81</p>	<p><b>Vocabulary Activator</b> p. 82 <b>Revision</b> p. 83</p>	<p><b>1–6 pp. 100–101</b></p> <ul style="list-style-type: none"> <li>Vocabulary and Grammar: multiple choice, open cloze</li> <li>Speaking: multiple matching, answering questions</li> <li>Reading: multiple choice, answering questions</li> <li>Listening: multiple choice</li> <li>Writing: a text about what you do on holiday</li> </ul>
<p><b>Project: A promotional email about the fun things visitors can do in your area pp. 84–85</b></p>				
<p><i>Interview with a traveller</i> A text about a teenager's unusual life</p> <ul style="list-style-type: none"> <li>Months</li> </ul> <p>p. 93</p>	<p><i>A typical weekend</i> Listening: A dialogue about friends and what they are doing Writing: A blog post about your typical weekend</p> <ul style="list-style-type: none"> <li><i>before, after</i></li> </ul> <p>p. 94</p>	<p>Technology: <i>The internet</i></p> <ul style="list-style-type: none"> <li>On the internet</li> </ul> <p>p. 95</p>	<p><b>Vocabulary Activator</b> p. 96 <b>Revision</b> p. 97</p>	
<p><i>Amazing animals</i> A text about three animals</p> <ul style="list-style-type: none"> <li>Adjectives</li> </ul> <p>p. 109</p>	<p><i>Looking after a pet</i> Listening: A radio interview with a pet expert Writing: An email asking someone to look after your pet</p> <ul style="list-style-type: none"> <li>Starting and ending an email</li> </ul> <p>p. 110</p>	<p>Science: <i>The environment</i></p> <ul style="list-style-type: none"> <li>Where animal live</li> </ul> <p>p. 111</p>	<p><b>Vocabulary Activator</b> p. 112 <b>Revision</b> p. 113</p>	<p><b>1–8 pp. 130–131</b></p> <ul style="list-style-type: none"> <li>Vocabulary and Grammar: matching, open cloze</li> <li>Listening: matching</li> <li>Speaking: mini dialogues</li> <li>Reading and Writing: matching texts with photos, completing a table, cloze</li> <li>Writing: a text about your favourite sport</li> </ul>
<p><b>Project: A digital presentation with photos and information about your ideal pets pp. 114–115</b></p>				
<p><i>Healthy lifestyle</i> Top tips for a healthy lifestyle</p> <ul style="list-style-type: none"> <li>Healthy lifestyle</li> </ul> <p>p. 123</p>	<p><i>Your lifestyle</i> Listening: Two interviews with young athletes Writing: A blog post about your lifestyle</p> <ul style="list-style-type: none"> <li>Checking grammar</li> </ul> <p>p. 124</p>	<p>Sports: <i>Sports equipment</i></p> <ul style="list-style-type: none"> <li>Sports equipment</li> </ul> <p>p. 125</p>	<p><b>Vocabulary Activator</b> p. 126 <b>Revision</b> p. 127</p>	

# Get started!

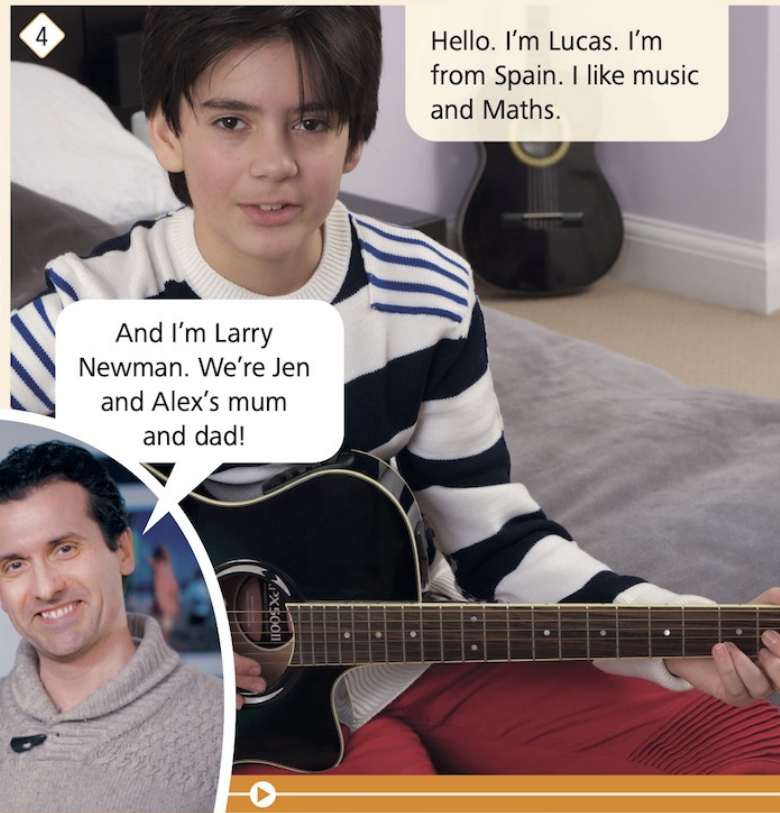
# 0

## VOCABULARY

The alphabet | Spelling words/names |  
Numbers | Colours | Classroom objects |  
Classroom language

## GRAMMAR

I'm ... |  
I like / He/She likes ... |  
This is ...



## 0.1

## How do you spell that?

1 1 0.2 Watch the video. Then listen and read. Who is twelve?

2 Look at the photos and read. Complete the sentences.

- 1 Jen likes *cupcakes*.
- 2 Alex likes computers and \_\_\_\_\_.
- 3 Lian likes all \_\_\_\_\_.
- 4 Lucas likes \_\_\_\_\_ and Maths.


3 Play a game! Stand in a line. Ask and answer.

A: I'm Mario. What's your name?

B: I'm Ella. What's your name?

C: My name's David. ...

4 0.3 0.4 Listen and do the Alphabet Rap.



Say the alphabet, say it with me!

H, I, J, K, L, M, N, O, P,



is funny, as you can see.

R, S, T, U and V,

Four more letters and we're free.

W, X, Y and - shh ...



is sleepy, so are we!

5 Complete the words with the letters below. Say the letters.

t f g x l s



1 g irl



2 bo \_ \_




3 \_ \_ andwich



4 \_ \_ able



5 \_ \_ ion



6 \_ \_ ish

6 0.5 Listen and tick (✓) the letters you hear.

1	A	<input checked="" type="checkbox"/>	E	<input checked="" type="checkbox"/>	I	<input type="checkbox"/>
2	G	<input type="checkbox"/>	J	<input type="checkbox"/>	C	<input type="checkbox"/>
3	W	<input type="checkbox"/>	U	<input type="checkbox"/>	Y	<input type="checkbox"/>
4	B	<input type="checkbox"/>	D	<input type="checkbox"/>	P	<input type="checkbox"/>
5	M	<input type="checkbox"/>	N	<input type="checkbox"/>	F	<input type="checkbox"/>
6	I	<input type="checkbox"/>	J	<input type="checkbox"/>	Y	<input type="checkbox"/>

7 Work in pairs. Say the alphabet. Stop when the teacher tells you. Your partner says what comes next.



**WATCH OUT!**

LL = double L

8 0.6 Listen and complete the names.

In pairs, compare your answers.

- 1 H A I L E Y
- 2 B \_ \_ T \_ \_ Y
- 3 \_ \_ E \_ \_ \_ A L
- 4 \_ \_ I \_ \_ L \_ \_ A \_ \_

9 Work in pairs. Ask for your partner's name. Write it down.

A: What's your name?

B: Vicky.

A: How do you spell that?

B: V-I-C-K-Y. Vicky.

**YOUR WORLD**

10 Have a class spelling competition.

Music. M-U-S-I-C.  
Music.



## The Terrific Two – Meet Dug and Kit



This is Dug. Dug is also Superdug. Superdug is a superhero.


This is Kit. Kit is very clever. She is Dug's best friend.

- 1 0.7 Listen and read. Look at the picture. Choose the correct option.

Dug / Kit is a superhero.

- 2 0.8 In pairs, listen and point. Say who they are.

Coco Granny Kit Roberto Superdug  
Wonder Will



- 3 0.9 Listen and repeat.

**VOCABULARY** Numbers 1–12

1 one	5 five	9 nine
2 two	6 six	10 ten
3 three	7 seven	11 eleven
4 four	8 eight	12 twelve

- 4 Complete the numbers.

1 o n e	6 _ i _
2 _ w _	7 _ e _ e _
3 t _ r _ _	8 e i _ _ t
4 _ o _ r	9 _ i n _
5 f _ _ e	10 t _ _

- 5 Write the answer in words.

1 six + six = <i>twelve</i>	5 two - one = ____
2 ten - one = ____	6 two + six = ____
3 two + three = ____	7 five + two = ____
4 twelve - nine = ____	8 twelve - one = ____





1 0.13 Listen and repeat. Match the words in the Vocabulary box with objects A–F in Alex’s bag.

**VOCABULARY** In my bag

book notebook pen pencil ruler sandwich


**WATCH OUT!**

a pencil      six pencils  
a sandwich    two sandwiches

2 Look at the pictures. How many things can you see?



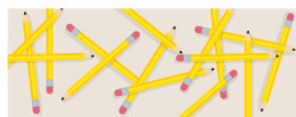
1 *six notebooks*



2 \_\_\_\_\_



3 \_\_\_\_\_



4 \_\_\_\_\_

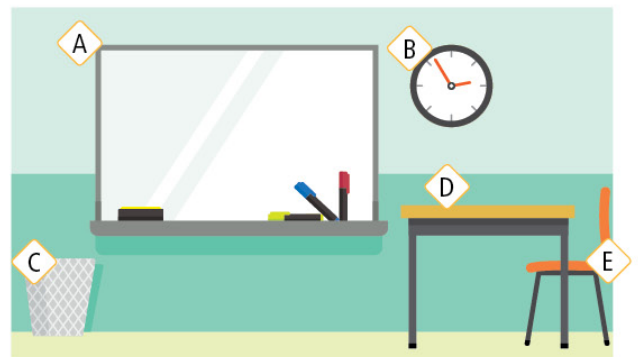


5 \_\_\_\_\_

3 0.14 Listen and repeat. Match the words in the Vocabulary box with objects A–E in the picture.

**VOCABULARY** Classroom objects

bin board chair clock desk



A \_\_\_\_\_  
B \_\_\_\_\_  
C \_\_\_\_\_

D \_\_\_\_\_  
E \_\_\_\_\_


4 Find objects from the Vocabulary box in Exercise 3 in your classroom and point at them.

**WATCH OUT!**

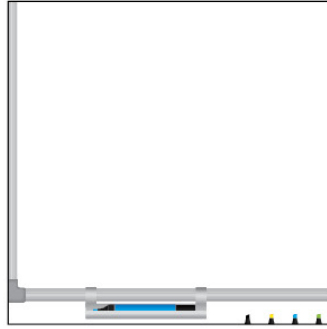
It’s a board.  
They’re desks.



5 In pairs, guess what these objects are. Then go to page 140 and check.



1 It's a \_\_\_\_\_.



2 \_\_\_\_\_



3 \_\_\_\_\_



4 \_\_\_\_\_



5 \_\_\_\_\_



6 \_\_\_\_\_

6 0.15 Listen and repeat.

**SPEAKING** Classroom language

- Open your books.
- Close your books.
- Listen (to the story).
- Look (at the photo).
- Read (the text).
- Write (your name).
- Sit down.
- Stand up.
- Work in pairs.
- Can you help me, please?
- Can you repeat that, please?
- What's ... in English?

7 Read the expressions in the Speaking box again. Who usually says them: a teacher or a student?

**WATCH OUT!**

- Can you help me, please?
- Stand up, please!



8 0.16 Match 1–4 with a–d. Listen and check. In pairs, act out the dialogues.



- 1  Can you repeat that, please?
- 2  Can you help me, Miss?
- 3  How do we say this word in English?
- 4  What does 'amazing' mean?
- a We say 'elephant'.
- b It means 'really good'.
- c Yes, Maria. How can I help you?
- d Yes, Thomas. Giraffe. Giraffe. OK?

**YOUR WORLD**

9 Play a game! Be a teacher. Tell other students what to do. Use the expressions in the Speaking box.



# Family and friends

# 1

## VOCABULARY

Family | Countries and nationalities |  
Places | Art

## GRAMMAR

to be affirmative |  
to be negative |  
my, your |  
possessive 's



Vittorio



Agatha



Colin



Julia



Paul



Rosa



Tom



Anna



Mark



David



Evita

## 1.1

## Vocabulary

### Family

1 Read the words below. What do they mean?

brother dad daughter grandad granny mum sister son

2 1.1 Listen and repeat.

**VOCABULARY** Family

mother mum father dad parents  
grandfather grandad grandmother  
granny son daughter brother sister  
aunt uncle cousin

3 Complete the table with family words from the Vocabulary box.

He	She
father	<i>mother</i>
_____	grandmother
son	_____
_____	sister
uncle	_____
_____	cousin

4 Match 1-4 with a-d.

- |               |           |
|---------------|-----------|
| 1 father      | a grandad |
| 2 grandmother | b dad     |
| 3 mother      | c granny  |
| 4 grandfather | d mum     |

**WATCH OUT!**

Paul = Mark's father  
Evita = Rosa's daughter

5 Look at the family tree on page 12 and write the names.

- Mark's grandfather *Vittorio*
- Mark's sister \_\_\_\_\_
- Mark's aunt \_\_\_\_\_
- Mark's cousins \_\_\_\_\_
- Mark's grandmother \_\_\_\_\_

6 Look at the family tree on page 12 again. Complete each sentence with one of the names below.

Colin's    Julia's    **Mark's**  
Paul's    Rosa's    Tom's

- Colin is *Mark's* uncle.
- Julia is \_\_\_\_\_ sister.
- David is \_\_\_\_\_ son.
- Anna is \_\_\_\_\_ daughter.
- Vittorio and Agatha are \_\_\_\_\_ parents.
- Evita is \_\_\_\_\_ cousin.

7 1.2 Listen and choose T (true) or F (false). Then listen again and check your answers.



Vittorio

1 T / F



Anna

2 T / F



Julia

3 T / F




Agatha

4 T / F



Paul

5 T / F

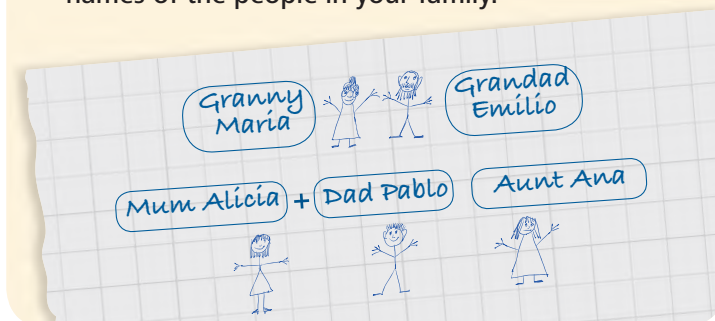


Mark

6 T / F

8 Draw your family tree. Write the names of the people in your family.

**YOUR WORLD**



## VIDEO



## IT'S GRANNY'S BIRTHDAY!

Sophie is Jen and Alex's grandmother. Today is Sophie's birthday. She is seventy years old.



Sophie: I'm so happy you're here.



Alex: It's Aunt Megan!

Megan: Hello, Alex! Hold this, please.

Be careful! It's Granny's birthday cake.

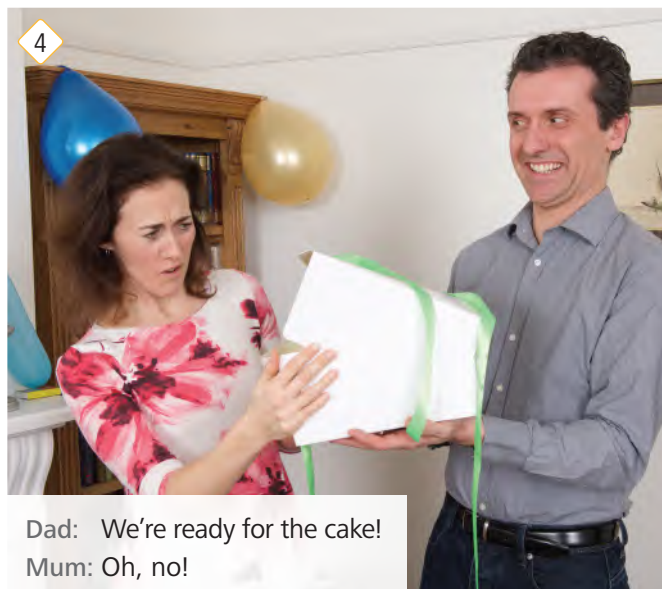
Alex: It's OK. I've got it!



Megan: Happy birthday, Mum! Here's your present.

Sophie: Thank you, my darling.

Dad: Hello, sister!



Dad: We're ready for the cake!

Mum: Oh, no!

- 1 2 1.3 Watch the video. Then listen and read. Answer the question.

How old is Jen and Alex's granny today?

- 2 Read the sentences. Mark them T (true) or F (false). Correct the false sentences.

- |   |  |       |
|---|--|-------|
| 1 | Granny isn't very happy.               | T / F |
| 2 | Granny's name is Sophie.               | T / F |
| 3 | There's a present for Alex in the box. | T / F |
| 4 | Dad is Megan's brother.                | T / F |

- 3 1.4 Listen and repeat. Find these expressions in the story.

**SOUNDS GOOD!**

Hold this, please. •  
Be careful! • I've got it!

- 4 Jen and Alex's mum says 'Oh, no!' Why? Have a class vote. Choose the correct answer.

- a The cake is a mess.  
b It isn't Granny's cake.  
c A mouse is in the box.

- 5 3 1.5 Now watch or listen and check.

6 Study the Grammar box. Then watch.

**GRAMMAR** *to be* affirmative

Long form	Short form
I <b>am</b> eleven.	I' <b>m</b> eleven.
You <b>are</b> eleven.	You' <b>re</b> eleven.
He/She/It <b>is</b> eleven.	He/She/It' <b>s</b> eleven.
We <b>are</b> eleven.	We' <b>re</b> eleven.
You <b>are</b> eleven.	You' <b>re</b> eleven.
They <b>are</b> eleven.	They' <b>re</b> eleven.

**VIDEO**



**4 GET GRAMMAR!**



7 Find the sentences in the story on page 14. Complete the sentences with the missing word.

- 1 She *is* seventy years old.
- 2 'I \_\_\_\_\_ so happy!'
- 3 'You \_\_\_\_\_ here!'
- 4 'It \_\_\_\_\_ Granny's birthday cake.'
- 5 'We \_\_\_\_\_ ready for the cake!'

8 Choose the correct option.

- 1 You are / *is* ready.
- 2 I *is* / *am* here.
- 3 We *am* / *are* happy!
- 4 It *are* / *is* a present for you.
- 5 They *is* / *are* at Granny's house.

9 Rewrite the sentences in Exercise 8 in your notebook, using the short form of the verb *to be*.

- 1 You're ready.

**WATCH OUT!**

- |            |                            |
|------------|----------------------------|
| I → my     | It's <b>my</b> birthday.   |
|            | I'm ten!                   |
| you → your | It's <b>your</b> birthday. |
|            | <b>You're</b> eleven!      |

10 Complete the sentences with *my* or *your*.

- 1 Alex: Granny, here's *your* birthday card!
- 2 Sophie: I'm very happy! \_\_\_\_\_ family is here!
- 3 Alex: \_\_\_\_\_ birthday cake is in this box, Granny.
- 4 Jen: Sophie is \_\_\_\_\_ granny too!

11 1.6 How old are they? Complete the sentences. Then listen and check.

- 1 Lucas: I'm *eleven*.
- 2 Lian: Alex and I \_\_\_\_\_.
- 3 Lucas: My brother \_\_\_\_\_.
- 4 Lian to Jen: You \_\_\_\_\_, right?

12 Complete the text with *am*, *are* or *is*.



My name <sup>1</sup>*is* Lian and I <sup>2</sup>\_\_\_\_\_ twelve years old. Alex and I <sup>3</sup>\_\_\_\_\_ best friends and classmates. Jen <sup>4</sup>\_\_\_\_\_ ten years old. We <sup>5</sup>\_\_\_\_\_ friends too.

13 Read the text in Exercise 12 again. Then write about you and your friends.

My name \_\_\_\_\_ and I \_\_\_\_\_

**YOUR WORLD**

14 Read the poem. Make changes to talk about a friend or classmate.

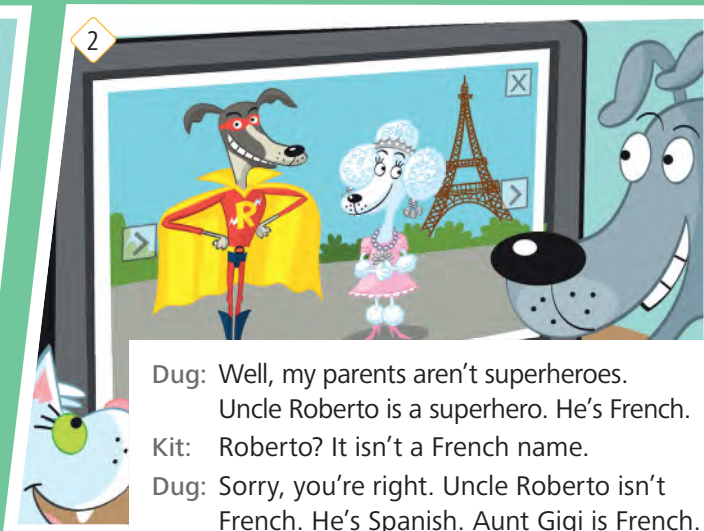


I'm twelve today,  
Hip, hip, hooray!  
Let's have a break  
And eat some cake!  
*Kelly's thirteen* today ...

## The Terrific Two – Dug's family album



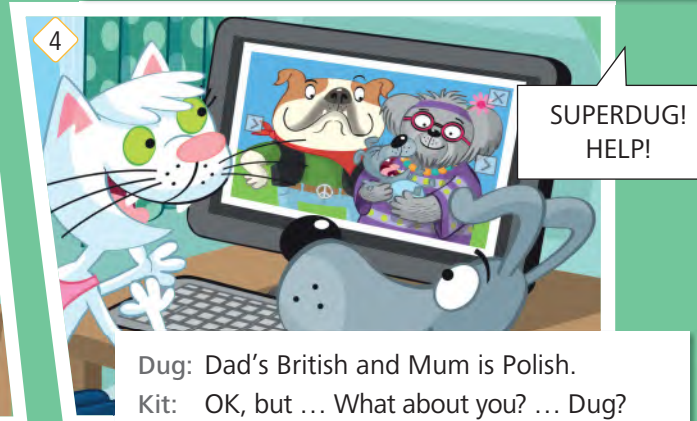
Kit: Dug? You are a superhero.  
What about your family?




Dug: Well, my parents aren't superheroes.  
Uncle Roberto is a superhero. He's French.  
Kit: Roberto? It isn't a French name.  
Dug: Sorry, you're right. Uncle Roberto isn't  
French. He's Spanish. Aunt Gigi is French.



Dug: Here I am with Mum and Dad.  
Kit: You aren't happy in the photo!  
Dug: No, I'm not! I'm hungry!



Dug: Dad's British and Mum is Polish.  
Kit: OK, but ... What about you? ... Dug?



Superdug: No idea, Kit! Bye now!  
Kit: Bye, Superdug! Be careful!

1 Look at the cartoon. How many types of dogs can you see?

2 1.7 Listen and read. What nationality is Uncle Roberto?

3 Read the sentences. Mark them T (true) or F (false).

- |                                  |       |
|----------------------------------|-------|
| 1 Uncle Roberto is a superhero.  | T / F |
| 2 Aunt Gigi is French.           | T / F |
| 3 Dug's parents are superheroes. | T / F |
| 4 Dug is happy in the photo.     | T / F |
| 5 Dug's mum is British.          | T / F |

4 Study the Grammar box. Then watch.

**GRAMMAR** *to be* negative

**Long form**

I **am not** British.  
 You **are not** British.  
 He/She/It **is not** British.  
 We **are not** British.  
 You **are not** British.  
 They **are not** British.

**Short form**

I'm **not** British.  
 You **aren't** British.  
 He/She/It **isn't** British.  
 We **aren't** British.  
 You **aren't** British.  
 They **aren't** British.

**VIDEO**

**5 GET GRAMMAR!**



5 In your notebook, write negative sentences.

Use the long form of the verb *to be*.

- Dug is French.  
*Dug is not French.*
- Kit is a dog.
- Dug's parents are superheroes.
- Dug: 'I am happy.'
- Kit: 'You are in the photo, Dug.'
- Dug is orange.

6 Rewrite the sentences in Exercise 5 in your notebook. Use the short form of the verb *to be*.

- Dug isn't French.*

7 1.8 Look, listen and repeat.

**VOCABULARY** Countries and nationalities

the UK / British	Turkey / Turkish
Spain / Spanish	France / French
Poland / Polish	China / Chinese
the USA / American	

8 Look at the flags. Complete the sentences about Dug's family with *is* or *isn't*.

- Aunt Teresa *isn't* Spanish.  
She *is* Polish.
- Grandad Mateo \_\_\_\_\_ Chinese. He \_\_\_\_\_.
- Cousin Lulu \_\_\_\_\_ French.
- Cousin Chen \_\_\_\_\_ British.  
He \_\_\_\_\_.
- Granny Flossie \_\_\_\_\_ American.

9 In your notebook, write sentences about Kit's friends and family.

**YOUR WORLD**

10 Choose your nationality and play *Three Guesses*.

- A: *You're Spanish!*  
 B: *No, I'm not Spanish.*  
 A: *You're British!*  
 B: *No, I'm not British.*  
 A: *You're Turkish!*  
 B: *Yes, I'm Turkish.*

## VIDEO



## NICE TO MEET YOU!



Jen: Hi, Mum!  
 Mum: Hi, kids!  
 Jen: Mum, this is Lucas.  
 He's our new neighbour.  
 Lucas, this is my mum.  
 Mum: Hello, Lucas. Nice to meet you.  
 Lucas: Nice to meet you too, Mrs Newman.  
 Mum: Jen, your bag!  
 Jen: Sorry, Mum. Let's go, Lucas.

1 1.9 Watch the video. Then listen and read. What is Jen's family name?

2 1.10 Listen and repeat.

## SPEAKING Introductions

A: Mum, this is Lucas.  
 He is my friend/classmate  
 Lucas, this is my mum.  
 B: Hello, Lucas. Nice to meet you.  
 C: Nice to meet you too.

3 1.11 Put the dialogue in the correct order. Then listen and check.

1 b    2 \_\_\_    3 \_\_\_    4 \_\_\_

- a Desi: Nice to meet you too, Lisa.  
 b Adam: Lisa, this is Desi. He's my best friend.  
 c Lisa: Hello, Desi. Nice to meet you.  
 d Adam: Desi, this is my cousin, Lisa.


4 In groups of three, act out the dialogue in Exercise 3.

5 Choose the best answer.

- 1 A: Hello, I'm George.  
 B: a Very well, thanks.  
 b I've got it!  
 c Nice to meet you, George.  
 2 A: Mum, this is Sam.  
 B: a He's my classmate.  
 b Hello, Sam.  
 c Hold this, please.  
 3 A: Kate, this is my sister, Lisa.  
 B: a Be careful!  
 b Hi, Lisa. Nice to meet you.  
 c She's my friend.

## YOUR WORLD

6 Write the names of three famous people. Then introduce them to your friends!



Talia, this is my friend, Emma Stone. She's a film star!



pop star \_\_\_\_\_  
 film star \_\_\_\_\_  
 sports star \_\_\_\_\_





### My family album

I'm Alice! I'm thirteen. I'm from London in the UK. This is my family album.



This is my favourite photo. I'm four and my sister Isabel is six. In this photo we are at my granny's house in London. Granny is Dad's mum. She's fun!



My cousin Tommy, Isabel and I are in this photo. I'm nine, Tommy's ten and Isabel's eleven.



And this is my family: Mum, Dad, Isabel and me. I'm eleven and Isabel's thirteen. We're on holiday in France.

1 1.12 Read and listen to Alice's blog. Find Alice in photos A, B and C.

2 Read the blog again. Complete the sentences with one word in each gap.

- Isabel is Alice's *sister*.
- Tommy is Isabel's \_\_\_\_\_.
- Granny is Alice's dad's \_\_\_\_\_.
- Granny's \_\_\_\_\_ is in London.

3 Read the sentences. Mark them T (true) or F (false).

- Alice is eleven in photo C. T / F
- They're on holiday in France in photo A. T / F
- They're in the park in photo B. T / F
- Tommy is eleven in photo B. T / F
- Photo A is Alice's favourite. T / F

4 1.13 Listen and repeat.

#### VOCABULARY Places

at home at school  
in the park on holiday

5 Look at the pictures and write the places.



1 *in the park*



2 \_\_\_\_\_



3 \_\_\_\_\_



4 \_\_\_\_\_

6 Work in pairs. Go to page 140. Take turns describing the photos.

### INTERNATIONAL FRIENDSHIP DAY!

Podcasts Kids International Friendship




We think about our friends on International Friendship Day.

Listen to our podcast with your friends!

- Look at the website. What is the podcast about?
- 1.14 Listen to the podcast. Match speakers 1–3 with photos of their best friends A–C.

1 Tom \_\_\_\_\_ 2 Maria \_\_\_\_\_ 3 Juan \_\_\_\_\_



- 1.14 Read the questions. Listen again. Write a number or a country.
  - How old is Monica? 11
  - Where is Monica now? \_\_\_\_\_
  - How old is Shu? \_\_\_\_\_
  - Where are Ayla and Yusuf from? \_\_\_\_\_
- Who is your best friend? Tell the class.

- Read about Alex and complete the table.

## My best friend



My name's Alex. I'm twelve and I'm from the UK. I'm British. My best friend is Lian. She's twelve too. Lian is from the UK. Lian's dad is British. Lian's mum and granny are Chinese.

	Name	Age	Nationality	Country
Me	Alex			the UK
My best friend			British	

- Study the Writing box. Then find the capital letters in the text in Exercise 5.

### WRITING Capital letters

Use a capital letter for names of people, countries and nationalities. Use a capital letter for the pronoun *I* and at the beginning of every sentence too.

My best friend is Jack.  
I'm from France.  
Maria and Juan are Spanish.

### WRITING TIME

- Write about you and your best friend.

#### 1 Find ideas

Find a photo of you and your best friend.

#### 2 Draft

Write about your name, age, country and nationality.

*My name's ...*

*I'm (ten/eleven/twelve ...).*

*I'm from ...*

Write about your best friend's name, age, country and nationality.

#### 3 Check and write

Check all the capital letters and write the final version of your text.



1 1.15 Listen and repeat.

**VOCABULARY** Art


artist by children painting people picture

- 2 In pairs, talk about a family photo. Who is in it?
- 3 Look at the painting above and read the text. Write the names of the people in the line drawing.

**The Copley family**

By John Singleton Copley (1738–1815)

This is a painting of the artist’s family. The people in the picture are John Singleton Copley; Mrs Copley; Mrs Copley’s father, Richard Clarke; the Copleys’ three daughters, Betsy (six), Mary (three) Susanna (baby), and son, John Junior (four).



4 Read the text again. Complete the sentences with one word in each gap.

- 1 John Singleton Copley is the children’s father.
- 2 Richard Clarke is the children’s \_\_\_\_\_.
- 3 Mrs Copley is the children’s \_\_\_\_\_.
- 4 Betsy is Mary and Susanna’s \_\_\_\_\_.
- 5 John Junior is the girls’ \_\_\_\_\_.

5 Look at paintings A–C. What is the nationality of the artists?



by Edgar Degas



by John Everett Millais



by Paul Cézanne

6 Match the paintings A–C in Exercise 5 with their titles 1–3.

- 1  The artist’s father
- 2  Portrait of the artist’s uncle Henri and his cousin, Lucie
- 3  Portrait of Mrs William Evamy (the artist’s aunt)

7 Work in pairs. Test your memory. Cover Exercises 5 and 6. Then take turns to make sentences and say if they are correct or incorrect.

- 1 John Everett Millais / American
- 2 Paul Cézanne / French
- 3 Edgar Degas / British
- 4 Mrs Evamy / Millais’ mother
- 5 Lucie / Degas’ cousin
- 6 Henri / Degas’ father

A: *John Everett Millais is American.*

B: *No. He’s British.*

B: *Paul Cézanne is French.*

A: *Yes. That’s right.*

8 Have a class vote about the paintings in this lesson. Which one do you like best?

# Vocabulary Activator

## WORDLIST

1.16

### Family

aunt (n)  
brother (n)  
cousin (n)  
dad (n)  
daughter (n)  
father (n)  
grandad (n)  
grandfather (n)  
grandmother (n)  
granny (n)  
mother (n)  
mum (n)  
parents (n)  
sister (n)  
son (n)  
uncle (n)

### Countries and nationalities

American (adj)  
British (adj)  
China (n)  
Chinese (adj)  
France (n)  
French (adj)  
Poland (n)  
Polish (adj)  
Spain (n)  
Spanish (adj)  
Turkey (n)  
Turkish (adj)  
the UK (n)  
the USA (n)

### Places

at home  
at school  
in the park  
on holiday

### Art

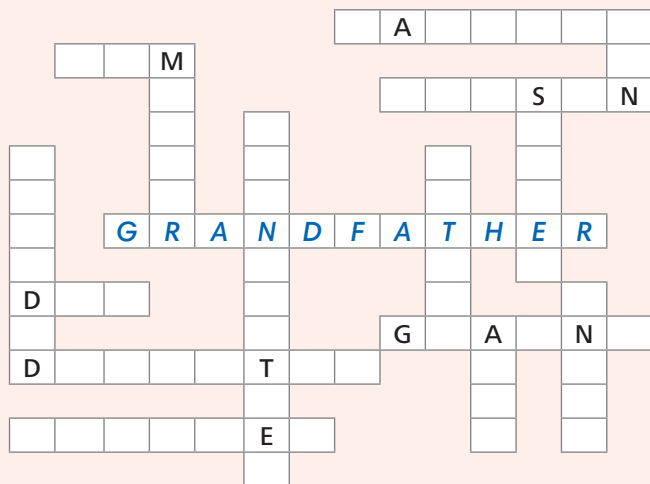
artist (n)  
by (prep)  
children (singular: child) (n)  
painting (n)  
people (singular: person) (n)  
picture (n)

### Extra words







Be careful!  
best friend  
birthday (n)  
box (n)  
cake (n)

card (n)  
classmate (n)  
fat (adj)  
flag (n)  
hamster (n)  
happy (adj)  
Hold this, please.  
holiday (n)  
home (n)  
I've got it!  
Let's have a break.  
mouse (n)  
neighbour (n)  
Nice to meet you.  
orange (adj)  
portrait (n)  
present (n)

1 Complete the puzzle with the family words in the wordlist.



2 What nationality are they? Where are they from?

- |   |                           |
|---|---------------------------|
| 1  | William is _____.         |
| 2  | He's from _____.          |
| 3  | Chang is _____.           |
| 4  | He's from _____.          |
| 5  | Flora is <i>Spanish</i> . |
| 6  | She's from <i>Spain</i> . |
|   | Bartek is _____.          |
|   | He's from _____.          |
|   | Janet is _____.           |
|   | She's from _____.         |
|   | Erdem is _____.           |
|   | He's from _____.          |

3 Find words from the wordlist.

- words that go with *birthday*  
cake, *card*, \_\_\_\_\_
- words that go with *country*  
nationality, \_\_\_\_\_
- groups of people  
neighbours, \_\_\_\_\_, family

4 **1.17 PRONUNCIATION** /v/ or /b/

Listen and repeat.

Viv's **best** friends,  
Vincent and **Brad**,  
Are a **bad** brown dog  
And a **very** big cat!

