

WRITING FRAMEWORK 1

for Paragraph Writing

WRITING FRAMEWORK

for Paragraph Writing

1

Written by Peter Chin

© 2020 Compass Publishing

All rights reserved. No part of this book may be reproduced, stored in a retrieval system, or transmitted in any form by any means, electronic, mechanical, photocopying, recording, or otherwise, without prior permission in writing from the publisher.

Managing Editor: Sarah Hyun
Project Manager: Mary Chadwick
Project Coordinator: Anna Jeong
Copy Editor: Geraldine Mangle
Proofreader: Rita Young
Cover/Interior Design: Bella Nam
Contributing Writer: Tim Thompson


email: info@compasspub.com
<http://www.compasspub.com>

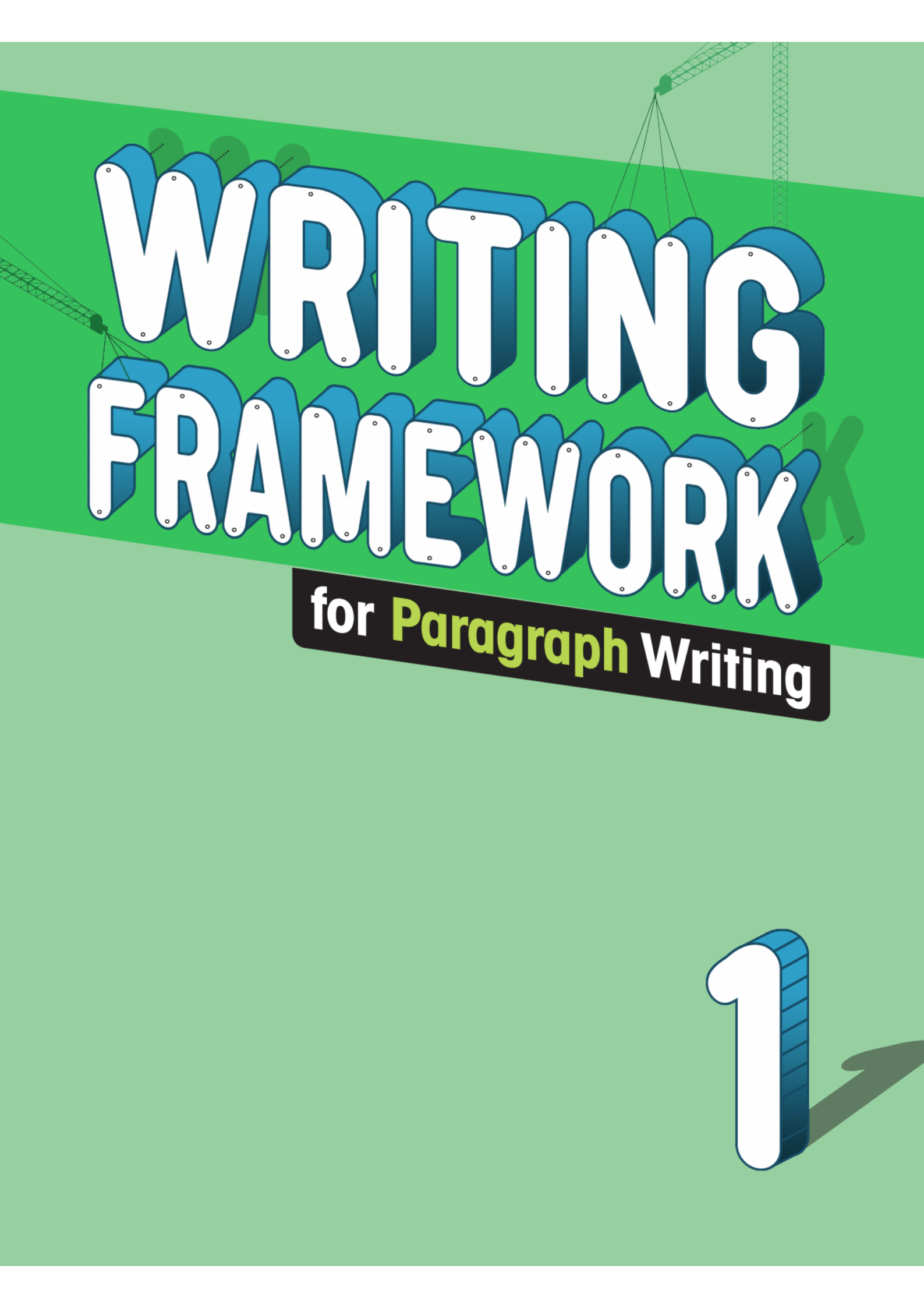
ISBN: 978-1-64015-616-6

10 9 8 7 6 5 4 3 2 1
23 22 21 20

Photo Credits
All photos © Shutterstock, Inc.

Printed in Korea

 This is made with nontoxic materials.



WRITING FRAMEWORK

for **Paragraph** Writing

1

Scope and Sequence

HOW TO USE Page 6

UNIT / PAGE	TOPIC	WRITING FORM	VOCABULARY
1 Page 8 My Favorite Subject	Favorites	Expository Writing	• School subjects
2 Page 16 My Favorite Animal		Expository Writing	• Animals • Animal behavior
3 Page 24 When I Was Really Sick	Experiences	Narrative Writing	• Illnesses and symptoms
4 Page 32 A Special Experience		Narrative Writing	• Events • Event activities
5 Page 40 My Favorite Athlete	Describing People	Expository Writing	• Sports
6 Page 48 The Nicest Classmate		Expository Writing	• Helpful actions
7 Page 56 A Place I Will Visit	Places	Expository Writing	• Landmarks • Travel activities
8 Page 64 My Favorite Place in Town		Expository Writing	• Places in town and descriptions

GRAMMAR	WRITING BASICS	PROJECT
• Comparatives: <i>-r</i> , <i>-er</i> , <i>-ier</i> , and <i>more</i>	Ordinals	Make a Poster about Your Class' Three Favorite Animals (WB)
• Superlatives: <i>-st</i> , <i>-est</i> , <i>-iest</i> , and <i>most</i>	Intensifiers	
• Simple past: <i>be</i> / <i>have</i>	Commas after time periods	Make a Diary Entry about the Happiest Day of Your Life (WB)
• Simple past: all verbs	Commas after transition words	
• Combining subjects	Capitalization of proper nouns	Make an Award for a Celebrity (WB)
• Adverbs of frequency	Commas after adverbs of frequency	
• Simple future	So in concluding sentences	Make a Poster Advertising Your Town / City (WB)
• <i>Want to</i> / <i>Would like to</i>	Serial commas	

STEP 3: DRAFTING

Brain Up PREWRITING
Brain Up PREWRITING
Brain Up PREWRITING
Brain Up PREWRITING

BRAINSTORM

A Now write an outline for your paragraph.

INTRODUCTION	What are the three reasons why?
SCENE _____	
SCENE Why is your favorite subject better than other subjects?	
Topic – Main subject Write in lots of paragraphs or lists	Support – What could I learn from this thing about _____? <div style="border: 1px solid black; padding: 2px; margin-top: 5px;"> Topic – State list a factor </div>
CONCLUSION What are the three reasons why you like your favorite subject?	
Main subject, main subject, and water	

INTRODUCTION	What is your favorite subject?
SCENE Why is your favorite subject better than other subjects?	
<div style="border: 1px solid black; height: 100px; width: 100%;"></div>	
CONCLUSION What are the three reasons why you like your favorite subject?	

FIRST DRAFT

B Write your own paragraph about your favorite subject.

TITLE
My favorite subject is _____
INTRODUCTION There are three reasons why I like _____ so much.
BODY <div style="border: 1px solid black; height: 100px; width: 100%;"></div>
CONCLUSION <div style="border: 1px solid black; height: 100px; width: 100%;"></div>

WRITING TIPS

Subject chemistry, Chinese, geography, Spanish, world history

Activity act out or play, do a project with a classmate, learn where things are, point a picture, use in other subjects, use it in everyday life

WRITING TIPS

Paragraph make up of three sections: the introduction, the body, and the conclusion.

Introduction line gives the topic of the paragraph.

Body gives reasons or points to support the topic.

Conclusion summarizes the topic and the reasons. It often gives the author's opinion of the paragraph.

WRITING TIPS

- 1 paragraph is made up of three sections: the introduction, the body, and the conclusion.
- 2 introduction line gives the topic of the paragraph.
- 3 the body gives reasons or points to support the topic.
- 4 the conclusion summarizes the topic and the reasons. It often gives the author's opinion of the paragraph.

CHECKLIST

- 1 Use connectors.
- 2 Use parallel to write reasons.
- 3 Make the paragraph flow from point.

© The McGraw-Hill Companies, Inc.

BRAINSTORM is an essential part of the writing process and is needed to promote well-thought-out and organized information.

FIRST DRAFT has students take all the learned skills of the unit and use them to produce authentic writings.

WORKBOOK

STEP 4: REVISING AND PROOFREADING

MY FAVORITE SUBJECT

NAME OF STUDENT _____

FINAL DRAFT

Now write the final draft.

PROOFREADING

- Proofread the following passage. Find 5 mistakes in the passage.**

My Favorite Subject

My favorite subject is science. There are three reasons why I like science so much. First, it is more exciting than other subjects, like math and English. We do lots of experiments in class. Second, science is more useful than other subjects. I can learn how things work from science class. Third, science is easier than other subjects. As I harder than science, I'm not very good at drawing, so science is my favorite subject because it is more exciting, more useful, and easier than other subjects.

Errors to Be Found
<input type="checkbox"/> Capitalize names after first.
<input type="checkbox"/> Correct a spelling error.
<input type="checkbox"/> Add missing punctuation.
<input checked="" type="checkbox"/> Spot a missing word.

Proofreading Marks
Initial Indicate the topic.
Remove excess ink.
✓ Use correction ink.
→ Draw wiggly line under.
____ Underline.
[] Circle words or phrases.
△ Place mark above errors.
⌋ ⌋ Highlight all corrections made.
() Mark deletions.
*
* Mark additions.
- Now look at page 15 in the student book and proofread your first draft. Use the checklist below.**

SELF-CHECK REVISION CHECKLIST	
Content	Grammar / Style
Your text contains... <ul style="list-style-type: none"> <input type="checkbox"/> as clear topic sentence, <input type="checkbox"/> main reasons for your opinions, <input type="checkbox"/> examples of each reason, <input type="checkbox"/> concluding sentence. 	You have used... <ul style="list-style-type: none"> <input type="checkbox"/> capitalization / lowercase, <input type="checkbox"/> spelling / grammar, <input type="checkbox"/> punctuation, <input type="checkbox"/> grammar.

TEACHER'S COMMENT

MY GRADE

PROOFREADING asks students to use their complete grammar and writing knowledge to identify and correct errors in a known passage.

FINAL DRAFT allows students to reflect on their work and edit it to produce refined writing.

EXTENSION: PROJECT

PROJECT A

TASK

Make a poster about your class' three favorite animals.

STEP 1

Ask students in your class what their three favourite animals are.

EXAMPLE

STEP 2

Take notes of what they say. Write their name, animals, and reasons.

leaf + really calm

2cm + 1cm + 1cm

leaf + really calm

leaf + really calm

leaf + really calm

STEP 3

Make a poster showing the top three favorite animals in the class.

EXAMPLE

24

PROJECT B

Task

Make a poster about your top three favorite animals

STEP 1

Ask students in your class what their three favourite animals are.

EXAMPLE

STEP 2

Take notes of what they say. Write their name, animals, and reasons.

leaf + really calm

2cm + 1cm + 1cm

leaf + really calm

leaf + really calm

leaf + really calm

STEP 3

Make a poster showing the top three favorite animals in the class.

EXAMPLE

25

PROJECT activities extend students' learning into a wider theme while introducing them to the essential 21st-century skills of critical thinking, collaboration, creativity, and communication.

UNIT 01

GOAL Write about your favorite subject.

MY FAVORITE SUBJECT

WARM-UP

PREWRITING

DRAFTING

REVISING AND PROOFREADING

WARM-UP



1. What classes are you taking in school?
2. What do you think of your classes?

WRITING GUIDE

When you write about your favorite subject, you should give a few reasons for why it is your favorite subject by comparing it with other subjects.



Answer the questions in complete sentences.

1. What is your favorite subject?
 _____ is my _____.
subject
2. What are two reasons why you like that subject?
 _____ is _____ and
subject reason (comparative)
 _____ than other subjects.
reason (comparative)

HINTS

PE
 (Physical Education)
 art
 science
 easier
 more interesting

WORDS TO KNOW

A Complete the chart.

WORDS

history







PE

science

math

music

English

School Subjects		
<p>1. _____</p> <p>exciting</p> <ul style="list-style-type: none"> • do fun experiments • learn how things work 	<p>2. _____</p> <p>useful</p> <ul style="list-style-type: none"> • have conversations with people from other cultures 	<p>3. _____</p> <p>necessary</p> <ul style="list-style-type: none"> • need it to count money • use it in many subjects 
<p>4. _____</p> <p>important</p> <ul style="list-style-type: none"> • learn how to stretch and exercise properly 	<p>5. _____</p> <p>fun</p> <ul style="list-style-type: none"> • play musical instruments • sing songs with classmates 	<p>6. _____</p> <p>interesting</p> <ul style="list-style-type: none"> • learn what happened in the past 

B Fill in the blanks with the correct phrases.

a lot of fun

count money

my favorite subject

has a right answer



Favorite Subject:
Math

Main Idea: Math is _____.

Detail 1: Math is necessary because we need it to _____.

Detail 2: Math is easy because it always _____.

Detail 3: People think math is boring, but I think it is _____.

READ

Read the story.



My Favorite Subject

My favorite subject is science. There are three reasons why I like science so much. First, it is more exciting than other subjects, like math and English. We do lots of experiments in class. Second, science is more useful than other subjects. I can learn how things work in science class. Third, science is easier than other subjects. Art is harder than science. I'm not very good at drawing. So, science is my favorite subject because it is more exciting, more useful, and easier than other subjects.

UNDERSTAND

A Answer the questions in complete sentences.

1. What is the writer's favorite subject?

The writer's _____.

2. What can the writer learn in science class?

The writer _____.

3. Why does the writer like this subject so much?

The writer likes it because it is _____, _____,
and _____ than other subjects.

C Find the errors in the sentences and rewrite them.

1. First art is interestinger and cooler than history.

First, art is more interesting and cooler than history.

2. Third math is more difficulter than music.

3. Third PE is most useful than music.

4. Second history is more interestinger than science.

5. First social studies is boringer than science.

D Circle the ordinals. Then find the two incorrect sentences and rewrite them.

Why Math Is My Favorite Subject

Math is my favorite subject, and there are three reasons why I like math the most. First, math is usefuller than other subjects because we use math every day at the supermarket and bank. Second, math is easiest than other subjects, like art and music, because it always has a correct answer. Third, my math teacher is nicer than any other teacher. She is always kind and gives out candy when we give the correct answer. For these reasons, math is my favorite subject.

1. _____

2. _____

LANGUAGE SKILLS

A COMPARATIVES Write the sentences using the given words. Use the correct comparatives.

Use comparatives + *than* to compare two or more things. Comparatives can be made by adding *-r*, *-er*, *-ier*, or *more* to an adjective.

1. art / exciting / English

Art is more exciting than English.

2. history / interesting / science

3. music / easy / math

4. PE / cool / social studies

5. math / important / other subjects

TIP

If a word ends in *y*, change *y* to *i* and add *er*.

If a word is three or more syllables, we use the word *more*.

Example

easy → *easier*

interesting → *more interesting*

difficult → *more difficult*

B ORDINALS Correct the sentences using commas(,).

When writing reasons, we often use ordinals, such as *First*, *Second*, and *Third*. Use a comma after an ordinal when it is at the beginning of the sentence.

1. First English class is more exciting than math.

First, English class is more exciting than math.

2. Second history is more boring than PE.

3. Second I love music because I love to sing.

4. Third I can make beautiful artwork in art class.

5. First science is fun because we learn about dinosaurs.



Go to the appendix for more on language skills.

B Rewrite the sentences from the paragraph on page 10.

Follow the directions.

- | | |
|--|--|
| 1-2. Change science to English. | 7. Change science to English. |
| 3. Change more exciting to more useful. Change English to music. | 8. Change Art to Math. Change science to English. |
| 4. Change do lots of experiments to have lots of conversations. | 9. Change drawing to adding and subtracting. |
| 5. Change science to English. Change more useful to more exciting. | 10. Change science to English. Change more exciting to more useful and more useful to more exciting. |
| 6. Change how things work to a new language and cultures. Change science to English. | |

TITLE

My Favorite Subject

1. INTRODUCTION

¹ My favorite subject is _____. ² There are three reasons why I like _____ so much.

2. BODY

³ First, it is _____ than other subjects, like math and _____. ⁴ We _____ in class. ⁵ Second, _____ is _____ than other subjects. ⁶ I can learn _____ in _____ class. ⁷ Third, _____ is easier than other subjects. ⁸ _____ is harder than _____. ⁹ I'm not very good at _____.

3. CONCLUSION

¹⁰ So, _____ is my favorite subject because it is _____, _____, and easier than other subjects.

BRAINSTORM

A Now write an outline of your paragraph.

INTRODUCTION	<i>What is your favorite subject?</i>	
Science		
BODY	<i>Why is your favorite subject better than other subjects?</i>	
<u>First</u> – More exciting We do lots of experiments in class	<u>Second</u> – More useful I can learn how things work	<u>Third</u> – Easier Art is harder
CONCLUSION	<i>What are the three reasons why you like your favorite subject?</i>	
More exciting, more useful, and easier		

INTRODUCTION	<i>What is your favorite subject?</i>	
BODY	<i>Why is your favorite subject better than other subjects?</i>	
CONCLUSION	<i>What are the three reasons why you like your favorite subject?</i>	

MORE WORDS

Subject: chemistry, Chinese, geography, Spanish, world history

Activity: act out a play, do a project with a classmate, learn where things are, paint a picture, use in other subjects, use it in everyday life

FIRST DRAFT

A Write your own paragraph about your favorite subject.

TITLE

INTRODUCTION

BODY

CONCLUSION

My favorite subject is _____.

There are three reasons why I like _____ so much.

_____, _____ is _____

than other subjects, like _____ and _____.

We _____ in class.

_____, _____ is _____

than other subjects. I can learn _____

in _____ class. _____,

is _____ than other subjects. _____

So, _____

because it is _____

_____ than other subjects.

WRITING SKILLS

- A paragraph is made up of three sections: the **introduction**, the **body**, and the **conclusion**.
- The **introduction** gives the topic of the paragraph.
- The **body** gives reasons or points to support the topic.
- The **conclusion** summarizes the topic and the reasons. It also often gives the author's opinion of the paragraph.

CHECKLIST

- ☐ Use comparatives.
- ☐ Use ordinals to write reasons.
- ☐ Make the paragraph into three parts.